

# Estimating body mass of fossil rodents

Matthijs Freudenthal & Elvira Martín-Suárez

Freudenthal, M. & Martín-Suárez, E. 2013. Estimating body mass of fossil rodents. *Scripta Geologica*, **145**: 1-130, 8 appendices including one on-line, 4 tables, 5 figures. Leiden, November 2013.

M. Freudenthal, Departamento de Estratigrafía y Paleontología, Universidad de Granada, Avda. Fuentenueva s/n, E-18071 Granada, Spain; Naturalis Biodiversity Center, P.O. Box 9517, NL-2300 RA Leiden, The Netherlands (mfreuden@ugr.es).

E. Martín-Suárez, Departamento de Estratigrafía y Paleontología, Universidad de Granada, Avda. Fuentenueva s/n, E-18071 Granada, Spain.

Keywords – Rodentia, body mass.

Reconstructing the body mass of a fossil animal is an essential step toward understanding its palaeoecological role. Length  $\times$  width ( $L \times W$ ) of the first lower molar ( $m1$ ) is frequently used as a proxy for body mass in fossil mammals. However, among rodents, Muroidea have no premolar and an elongated  $m1$ , whereas other groups have a premolar and a  $m1$  that is not elongated. This leads to an overestimation of body mass in muroids and/or an underestimation in other rodents. To solve this problem we assembled data of upper and lower tooth row length and body mass in extant rodents, and calculated regression equations for all rodents, rodents with premolars, rodents without premolars and for taxonomic groups at superfamily or family level. Data for complete tooth rows in fossil rodents are scarce, so we took the sum of the lengths of the (three or four) cheek teeth as an approximation of tooth row length. We estimate body mass of the fossil rodents, using the regression equations of the extant taxa.

## Contents

Introduction .....	1
Material and methods .....	3
Fossil data .....	3
Recent data .....	4
Taxonomic groups .....	5
Use of (natural) logarithms .....	5
Correction factors .....	6
Analysis of $L/W$ of $m1$ per taxonomic group .....	6
Analysis of toothrow length vs body mass .....	8
Synopsis .....	13
Discussion .....	13
Conclusions .....	14
Acknowledgements .....	14
References .....	14
Note: Appendix 8 (a+b) is available digitally at the Scripta Geologica website; all other appendices are printed herein .....	15

## Introduction

Reconstructing the body mass of a fossil animal is an essential step toward understanding its palaeoecological role (Hopkins, 2008). Legendre (1989) used length  $\times$  width ( $L \times W$ ) of  $m1$  (first lower molar) as a surrogate for tooth area and based body mass estimates on  $\log(L \times W)$ . Among rodents, Muroidea have no premolar and an elongated  $m1$ ,

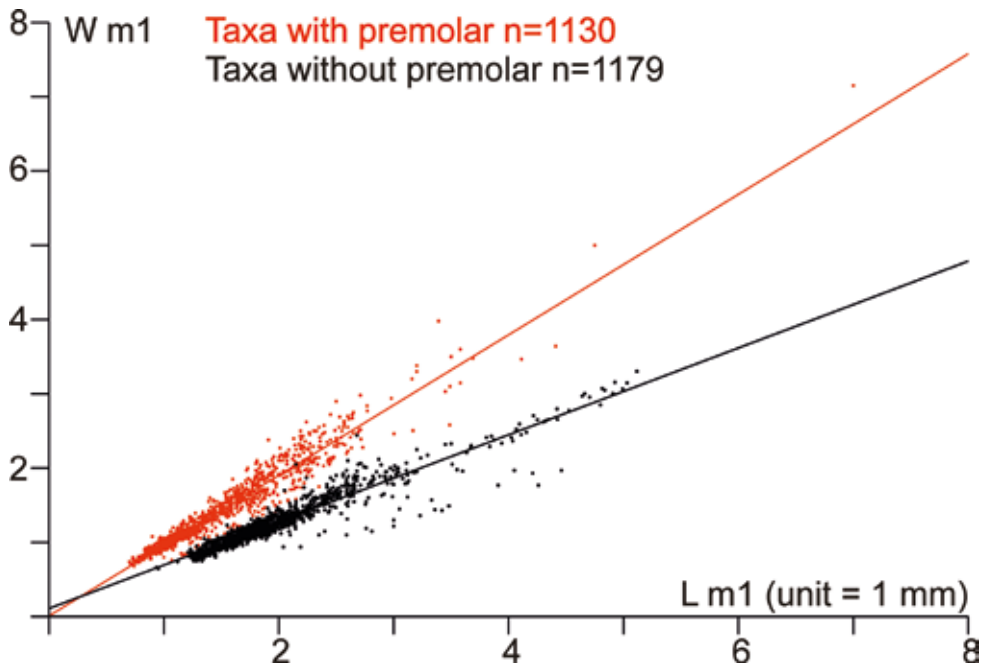


Figure 1. Length/width diagram of m1 in >2300 fossil rodent populations (measurements of population means in 1 mm units). Regression lines diverge.

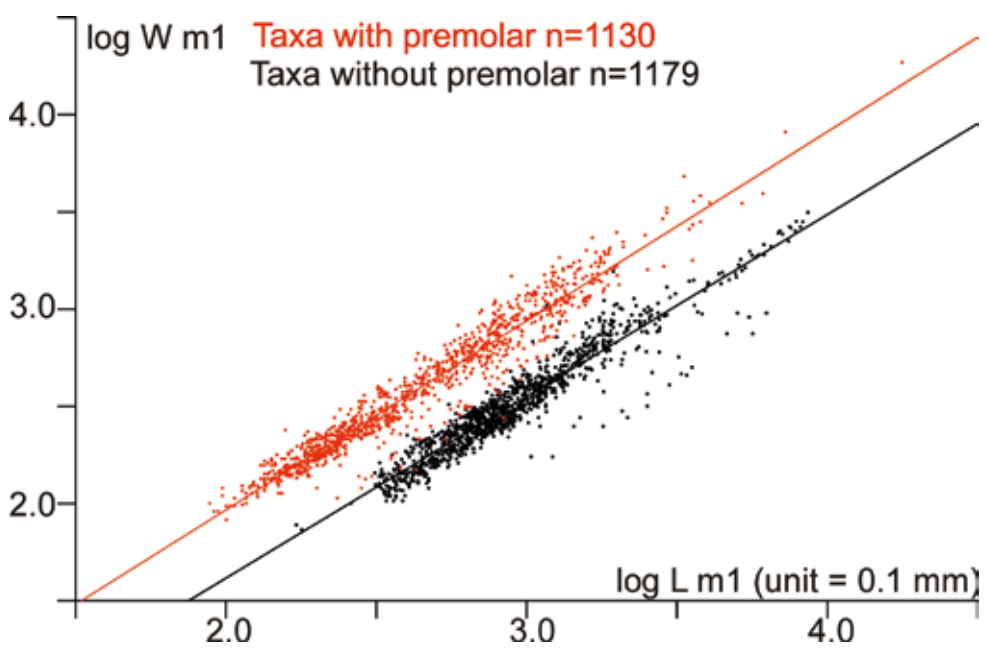


Figure 2. Length/width diagram of m1 in >2300 fossil rodent populations (logarithms of population means in 0.1 mm units). Regression lines are parallel.

whereas other groups have a premolar and a m1 that is not elongated. According to Hopkins (2008), this leads to an overestimation of body mass in murids (and/or an underestimation in other rodents). Figures 1 and 2 give linear and logarithmic mean length/mean width plots of m1 of a large number of fossil rodent populations, in which the muroid group and the non-muroid group are clearly distinguished. The all-rodents regression equation of Legendre is based on 61 species with premolar and 154 species without premolar. With a different sample composition, the regression equation may change considerably. Evidently, body mass estimates on the basis of m1 area for Muroidea and other rodents cannot be based on the same regression equation.

Hopkins (2008) investigated tooth row length and area as proxies for body mass in rodents. One of her conclusions is that the results for both proxies are good for all rodents and that they are better for individual clades. "Within species, toothrow measurements are poor predictors of individual body mass, because the complete adult dentition is generally erupted early in life, whereas body mass continues to change as an animal reaches full adult mass" (Hopkins, 2008, p. 238). To this we might add that body mass may vary considerably throughout the year and with changing habitat conditions.

Tooth row length in extant rodents is frequently reported, but data for individual tooth measurements are scarce. We assembled data for tooth row length and body mass of extant rodents, and calculated least squares linear regression lines for the entire data set and for a number of subgroups.

On the other hand, tooth row length is only available for a limited number of fossil rodent species and, therefore, we looked for another parameter that would permit body mass estimates of fossil rodents. We calculated the sum of the lengths of the cheek teeth (LRsum and URsum) as a surrogate for (alveolar) tooth row length and used the regression lines of extant rodents to estimate body mass of the fossil species.

In order to test the validity of m1 area for body mass estimates, as did Legendre (1989), we will analyze the relationship L/W of fossil m1 in various taxonomic groups and signal the taxa that are most different from the mean. Then we discuss several correction factors that should be applied to the body mass results. Finally, we analyze the reliability of body mass estimates of fossil rodents, obtained from the regression equations of extant rodents for which tooth row length and body mass are known. Ideally, body mass estimates should be equal when using the upper or the lower tooth row, but this is frequently not the case and we investigate the causes of these differences.

## **Material and methods**

Abbreviations used herein are listed in Table 1.

### **Fossil data**

Tooth row lengths (LRsum and URsum) are calculated from our database of tooth measurements of fossil rodents which contains about 2650 populations from 948 localities. Of these, 1600 populations contain data for all lower cheek teeth and complete upper rows can be composed for 1485 populations. Some 1270 populations have data for all upper and lower cheek teeth, and permit comparison of LRsum and URsum. The values of LRsum and URsum are used to estimate body mass, using the regression lines obtained from the Recent material.

Table 1. Abbreviations used.

LTR	lower tooth row length (recent)
UTR	upper tooth row length (recent)
LRsum	sum of lengths of lower teeth (fossil)
URsum	sum of lengths of upper teeth (fossil)
L, W	length, width
LxW	length x width ~ tooth area
p4, m1, m2, m3	lower teeth
P3, P4, M1, M2, M3	upper teeth
WithP	rodents with premolar
WithoutP	rodents without premolar
InfMass	mass estimate based on LRsum
SupMass	mass estimate based on URsum
MeanMass	(InfMass + SupMass)/2
SEE	standard error of estimate
&PE	percentage error of estimate
df	degrees of freedom
RGM	Rijksmuseum van Geologie en Mineralogie, now Naturalis Biodiversity Center, Leiden

Tooth row length for the fossil species (LRsum and URsum) is calculated as the sum of the mean lengths of the three molars per population, plus the mean length of the premolar in taxa that have a premolar. In Sciuridae, Gliridae, Eomyidae and Theridomorpha, the first and second molars are often not distinguished. In these cases length of m1,2, resp. M1,2 is counted twice, thus the mean length of m1,2 replaces the mean length of both m1 and m2.

Occasionally, in Gliridae, a P3 may be present. For calculation of URsum we ignored this element, because it is hardly ever found, its presence may vary within a species, it is probably shed early in life and for most species it is unknown whether they had a P3 or not. The same is true for Sciuridae and we followed the same procedure.

Our calculations of body mass for the fossils are made at species level, not population level. When a species occurs in more than one locality, we take the mean of the values of the populations. We did the same calculations at population level, but these are not used in this paper. On the other hand, the analysis of L/W of m1 is made at population level.

The vast majority of our data are from the European Tertiary, with some additions from Anatolia and from the European Pleistocene. Measurements are partly from our collections (about 25%) and partly from published literature. Collections are (or will be) stored in the Naturalis Biodiversity Center, Leiden, the Netherlands (RGM in Appendix 8a) and the Department of Geology, University of Zaragoza (Spain). The raw data are given in Appendix 8a and the literature references in Appendix 8b.

### Recent data

We assembled data for upper and lower tooth row length (LTR and UTR) from several main sources including Mammal Species Accounts (<http://www.science.smith.edu/>

Table 2. Equivalence between recent and fossil groups. Column 2 gives the number of species recognized in *Mammal Species of the World* (Wilson & Reeder, 2005). Column 4 gives the number of fossil species used in this work, for which both upper and lower tooth row could be composed, discarding open nomenclature (sp.).

Recent	MSW3	fossil	
all-rodents	2277	all-rodents	564
with premolar	716	with premolar	
without premolar	1561	without premolar	
Sciuridae	279	Sciuridae	37
Gliridae incl. Graphiurinae	28	Gliridae	142
Geomyoidea	100	Eomyidae	42
Castoridae	2	Castoridae	3
Dipodidae	51	Dipodidae	6
Nesomyidae	61		
Arvicolidae	151	Arvicolidae	11
Cricetidae	530	Cricetidae	217
Muridae	730	Muridae	64
Spalacidae	36	Spalacidae	
Hystricomorpha	290	Hystricomorpha	
		Theridomorpha	42
Various	19	Various	

departments/Biology/VHAYSEN/msi/), African rodent database <http://projects.biodiversity.be/africanrodentia/>, Hollister (1919), Hopkins (2008) and a large number of smaller sources (see Appendix 7b). We have tooth row data for 852 lower rows and 2009 upper rows. When a publication gave tooth row data, but no body mass data, we took body mass from our database, otherwise we used the body mass given in the publication. Our taxonomic basis is MSW3 (Mammal species of the World 3) as found on Internet in 2005 (<http://www.bucknell.edu/msw3/>).

Simple linear least squares regression lines were calculated from our LTR, UTR and body mass data, and these lines are used to estimate body mass of fossil rodents. The data are given in Appendix 7a, the literature references in Appendix 7b.

### Taxonomic groups

Our taxonomic groups represent different taxonomic levels; some are families (or even subfamilies, according to different authors) and others are higher taxonomic units. Recent Geomyoidea are used as an equivalence for Eomyidae. The equivalence between Recent and fossil groups is given in Table 2. Theridomorpha has no Recent equivalent. Several of our fossil groups contain subgroups, for example, Gliridae contains the subgroups *Armantomys* (including *Praearmantomys*), *Bransatoglis* (including *Paraglis*, *Oligodyromys*), *Glamys*, *Gliravus*, *Microdyromys*, Dryomyinae and Myomiminae.

### Use of (natural) logarithms

Plotting body mass against tooth row length produces a curved distribution on a linear scale and a straight linear distribution on a logarithmic scale. Therefore, following Legendre (1989) and many other authors, we transform our data to natural logarithms,

when two-dimensional (area) or three-dimensional (body mass) parameters are involved. When comparing two one-dimensional parameters (like length and width) such transformation serves no purpose. In Figure 1, L and W are plotted on a linear scale and, in Figure 2, on a logarithmic scale. In the latter case, measurements are in 0.1 mm units to force all values  $>1$  and avoid problems with division by zero when calculating standard deviation. The shape of the distribution is different, but the two groups (with and without premolar) are distinguished perfectly. The regression lines are parallel, but the intercept is different.

### Correction factors

*Relation between LRsum and URsum, and real tooth row length* – LRsum and URsum differ from the real tooth row length LTR and UTR, and a correction factor should be applied. We are now assembling data for fossil populations where LTR and UTR are available, in order to calculate a correction factor. Ideally, it should be done also by calculating LRsum and URsum in Recent species, but available data are very poor.

*Differences in upper and lower tooth row* – When LTR is constantly larger (or smaller) than UTR, and the opposite is the case for LRsum and URsum, important differences exist between InfMass and SupMass. This may be corrected by taking the mean of the two estimates (as we do here) or by calculating the mass on the basis of LTR and UTR combined. The disadvantage of the latter procedure is that all populations must be eliminated for which either the upper row or the lower row cannot be composed.

*Logarithmic transformation* – We have transformed our data to natural logarithms to get a straight regression line. Body mass estimates are the values on the y axis that correspond to each value of  $x$  (= tooth row length). When these logarithmic y values are returned to grams, an error occurs, because when the log values are distributed normally around the regression line, the returned values have a positively skewed distribution. According to Smith (1993), a correction factor, CF, must be applied, otherwise the mass estimate is too low. CF is defined as  $\exp((SEE^2)/2)$ , where SEE is the standard error of the estimate and exp is the antilog of the logarithmic value. In practice, among our data, CF varies between 1.04 and 1.20. We used this correction in all our calculations, multiplying by CF after converting the calculated logarithm to grams.

### Analysis of L/W of m1 per taxonomic group

In Figure 3  $\log(LRsum)$  is plotted against  $\log(\text{tooth area}) = \log(L \times W)$  and the two groups (with and without premolar) are easily distinguished. The high value of  $r^2$  (0.872) for the regression line of the two groups combined gives a false indication of good fit, presumably because basic requirements for least square regression, like homoscedasticity, are violated.  $\log(L \times W)$  may be a valid parameter, but should not be used for the entire group of rodents.

We carried out t-tests (at population level) for the coefficient L/W of m1, comparing each pair of main groups and, within each main group, each pair of subgroups, a total of 130 pairs; for linear measurements, in 93 pairs the value of  $p$  is  $<0.001$  and only 14

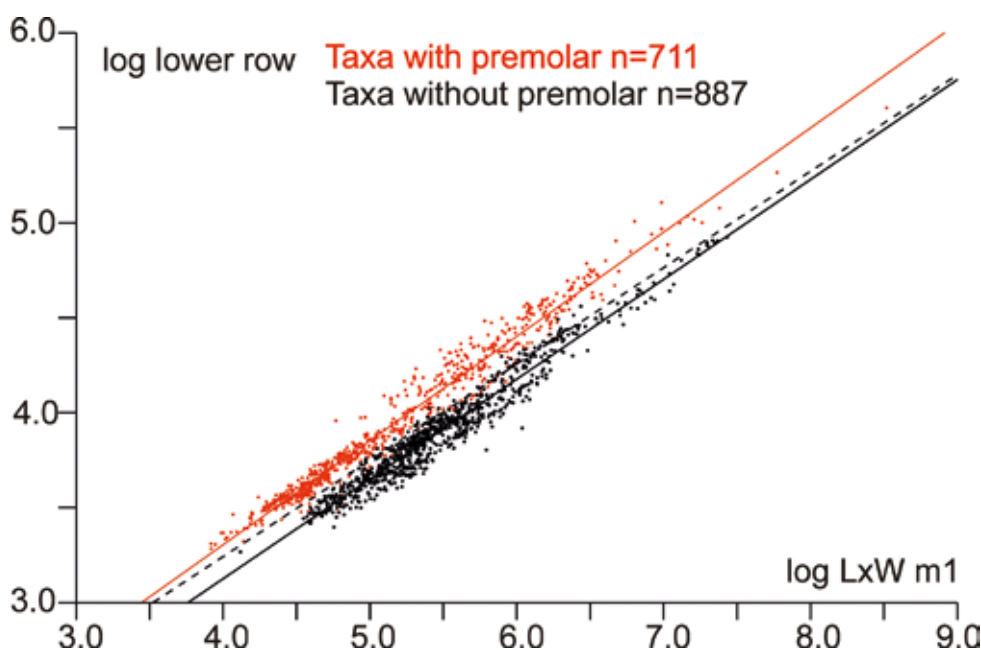


Figure 3. Log(m1 area) vs. log(LRsum) in 1600 fossil rodent populations (logarithms of population means in 0.1 mm units). The dashed line is the regression line for the two groups combined:  $\log(\text{LRsum}) = 0.51 \times \log(\text{L} \times \text{W}) + 1.25$ ,  $r^2 = 0.872$ .

have a p value  $>0.1$ . When we divide each subgroup in two, and compare the two halves, means and standard deviations are practically identical, so the intergroup low values of p mean that our subgroups are very homogeneous. Estimating body mass on the basis of  $L \times W$ , as did Costeur & Legendre (2008), only gives reliable results when using a different regression equation for each group and there are not sufficient data to do that.

*Subgroups without premolar (WithoutP)* – Regressing W on L, most Arvicolidae (n=21 out of 27) are below the 95% lower confidence limit of the entire WithoutP group. In Arvicolidae, length and width measurements are usually taken on the occlusal surface and the difference with the total crown dimensions is relatively greater in the width than in the length; this explains why Arvicolidae plot ‘too low’.

Most *Melissiodon* populations (n=12 out of 14) plot above the 95% upper confidence limit of the entire WithoutP group and the same happens when comparing with Cricetidae only. Apparently, the shape of the *Melissiodon* m1 is consistently different from other members of the group.

Within the Muridae we have about 50 populations of *Stephanomys*. Eleven of the 12 populations that are above the 95% upper confidence limit belong to this genus, which means that their m1 is extremely broad.

*Subgroups with premolar (WithP)* – Two different methods are applied in measuring teeth of Theridomorpha. Some authors measure the occlusal surface, whereas others

measure the entire tooth, as is usually done in other rodent groups. Fifty out of our 170 populations of Theridomorpha are below the 95% limit, nearly all of them occlusal surface measurements; a similar situation as found in the Arvicolidae.

Eight of the 15 *Muscardinus* populations are below the 95% confidence limit of Gliridae, because the m1 of *Muscardinus* is very elongated in comparison with that of other glirids.

### Analysis of toothrow length vs body mass

Body mass may vary greatly within a species due to several factors. Juveniles are smaller than adults, sexual dimorphism may cause differences between males and females, and body mass of different populations within a species may differ with temperature, geographical latitude and local habitat conditions like food availability. It may also vary throughout the year, especially in hibernating species, where body mass in autumn is larger than in spring when the animals emerge from hibernation. In our body mass database we entered the minimum and maximum values per species found

Table 3. Regression equations  $\log(\text{mass})$  on  $\log(\text{row})$  for extant rodents. SEE = Standard Error of Estimate. %PE = Percentage Error of Estimate. Total n is larger than the sum of the groups, because groups with less than four data are not used.

inf	n	slope	intercept	r2	SEE	%PE
all rodents	801	2.723	-0.447	0.89	0.466	8.6
Arvicolidae	57	3.236	-2.319	0.83	0.317	6.9
Castoridae	5	3.340	-1.855	0.81	0.274	2.0
Cricetidae	123	2.463	-0.044	0.76	0.420	8.8
Dipodidae	14	3.028	-1.001	0.90	0.272	5.9
Gliridae	18	1.817	1.116	0.72	0.346	7.6
Geomyoidea	39	2.522	0.046	0.86	0.437	9.0
Hystricomorpha	44	2.654	-0.249	0.94	0.474	6.9
Muridae	314	2.553	-0.129	0.85	0.347	7.5
Nesomyidae	26	3.343	-1.257	0.96	0.300	6.5
Sciuridae	152	3.023	-0.993	0.91	0.382	5.1
Spalacidae	6	2.411	0.377	0.90	0.229	3.0
sup	n	slope	intercept	r2	SEE	%PE
all rodents	1878	2.757	-0.552	0.87	0.487	9.0
Arvicolidae	95	3.377	-2.665	0.83	0.331	6.8
Castoridae	4	5.039	-7.386	0.75	0.390	2.8
Cricetidae	495	2.351	0.160	0.68	0.461	9.4
Dipodidae	64	3.227	-1.343	0.88	0.354	7.7
Gliridae	27	1.820	1.187	0.69	0.376	8.1
Geomyoidea	104	2.526	-0.167	0.88	0.399	8.1
Hystricomorpha	137	2.788	-0.610	0.88	0.517	6.8
Muridae	571	2.708	-0.500	0.83	0.396	8.3
Nesomyidae	69	3.734	-1.958	0.95	0.373	8.4
Sciuridae	298	3.046	-1.060	0.92	0.340	4.8
Spalacidae	7	1.276	2.926	0.61	0.187	2.7
Various	7	2.504	0.221	0.85	0.671	5.8



in the literature; our calculations use the mid-point of these values. We think this method resolves the within-species variability satisfactorily.

Table 3 gives the regression equations for LTR and UTR against body mass of extant rodents. In view of the generally high values of  $r^2$  we may say that body mass and tooth row length are highly correlated. We will discuss the results of body mass estimates of fossil rodents based on these equations, comparing the estimates obtained from the equation of each main group with those based on the all-rodents equation.

Ideally, body mass estimates based on lower and upper tooth row length should give the same value, even if the row lengths are different. In both our fossil and extant material, upper and lower rows for all-rodents are on average equal in length. However, in

Table 4. Comparative statistics of tooth row length data (in mm) in extant rodents; n = total number of observations, not number of species. Differences in n compared with Table 3 are due to the fact that body mass data are missing for some species; low and up stand for LTR and UTR; dif = mean(LTR)-mean(UTR).

tax	LTR					UTR					dif	low <up	low >up
	n	min	mean	max	sd	n	min	mean	max	sd			
all	852	2.2	6.824	72.3	5.288	2009	2.3	6.737	72.6	4.542	0.087	342	236
Arvicolidae	61	4.8	6.552	14.4	1.752	100	4.9	6.811	15.9	1.905	-0.259	25	13
Castoridae	5	26.4	31.790	36.8	4.617	4	26.4	29.588	33.6	3.234	2.203	0	2
Cricetidae	129	2.8	5.165	12.7	1.748	527	2.5	4.893	13.5	1.579	0.272	30	63
Dipodidae	15	2.8	4.994	6.9	1.187	65	2.9	5.126	9.2	1.524	-0.132	4	5
Gliridae	19	2.7	4.072	7.5	1.332	30	2.9	4.155	7.7	1.351	-0.083	7	4
Geomyoidea	39	2.8	5.387	13.6	2.649	104	2.8	5.986	15.6	3.055	-0.599	22	8
Hystricomorpha	51	3.7	15.062	72.3	13.614	159	3.4	13.793	72.6	9.899	1.269	14	29
Muridae	338	2.2	5.007	12.3	1.573	624	2.3	5.583	18.8	2.030	-0.575	172	37
Nesomyidae	26	2.3	4.929	11.3	2.429	72	2.4	5.408	12.8	2.569	-0.479	18	5
Sciuridae	155	3.8	9.604	21.0	4.085	304	2.8	9.217	24.2	3.780	0.387	49	60
Spalacidae	11	7.4	10.139	14.4	2.032	12	5.9	8.673	10.5	1.267	1.467	0	9
Various	3	3.9	12.700	17.3	7.666	8	3.3	12.991	19.5	6.340	-0.291	1	1

Table 5. Comparative statistics of LRsum and URsum (in mm) in fossil rodents; n = total number of populations, not number of species. low and up stand for LRsum and URsum; dif = mean(LRsum)-mean(URsum).

taxon	LRsum			URsum			t	df	p	dif	low <up n	low >up n
	n	mean	s	n	mean	s						
all taxons	1593	5.407	2.216	1288	5.188	2.006	2.76	2879	<0.01	0.219	396	892
Arvicolidae	16	6.908	1.477	13	6.822	1.358	0.16	27		0.086	8	5
Cricetidae	652	5.112	1.799	545	5.091	1.855	0.20	1195		0.021	213	332
Dipodidae	9	3.298	0.128	6	4.026	1.252	-1.77	13		-0.728	6	0
Geomyidae	100	4.124	0.676	82	3.822	0.622	3.11	180	<0.01	0.302	1	81
Gliridae	371	4.537	1.549	299	4.265	1.501	2.29	668	<0.05	0.272	5	294
Muridae	209	4.966	1.386	173	5.248	1.697	-1.79	380	<0.1	-0.282	160	13
Sciuridae	126	8.357	2.543	80	7.782	2.340	1.63	204		0.575	4	76
Spalacidae	5	6.339	0.719	4	5.570	0.801	1.52	7		0.769	0	4
Theridomorpha	104	8.610	1.621	88	7.554	1.342	4.86	190	<0.001	1.056	1	87

several subgroups there are differences in length between LTR and UTR on the one hand (Table 4), and between LRsum and URsum on the other (Table 5); if these differences have opposite values there may be important differences in the estimates based on lower row and upper row. Therefore, the comparisons with the all-rodent equation are made for the mean of the mass estimates (MeanMass) of upper and lower row. In the following we will discuss the body mass results for each of the main groups.

Arvicolidae are not discussed, because of the problems caused by the measurement method as explained before and also because we have only a very small number of fossil data. Theridomorpha are omitted, because the problems caused by the two different measurement methods yield a dataset that is non-comparable and because no living close relative is available. Yet, the measurement data of these two groups are given in Appendix 8a.

*Cricetidae* – We have 129 data for LTR and 527 for UTR. LTR is on average longer than UTR in the recent material. In the fossils LRsum is longer than URsum in 148 and shorter in 63 species. Infmass is smaller than Supmass in 122 out of 216 cases and differences are less than 10% in 3/4 of the cases. Comparison of MeanMass for the *Cricetidae* equation and the all-rodent equation shows a remarkably good fit; before antilog transformation the difference is more than 4% in two cases only; after transformation the largest species show differences up to 23% (see Appendix 1).

*Muridae* – We have 338 data for LTR and 624 for UTR. LTR is on average shorter than UTR in the recent material. In the fossils LRsum is shorter than URsum in 149 and longer in 13 species. T-test comparison shows significant differences at  $p < 0.1$ . InfMass and SupMass are generally not too different, as seen in Appendix 2, and there is no preference for one being smaller or larger than the other one. The murid equation and the all-rodents equation give the same general picture. The results for MeanMass are remarkably similar for the two equations (see Appendix 2).

*Gliridae* – European fossil Gliridae contain 60 genera (including about seven synonyms) with about 250 species: 83 species of Myomiminae, 43 species of Dryomyinae, 52 species of Glirinae, and - in extinct subfamilies - 38 Bransatoglririnae, 8 Glamyinae and 29 Gliravinae.

There are nine genera of extant Gliridae, or eight, if one accepts that the African genus *Graphiurus* is placed in a separate family, Graphiuridae, as proposed by Vianey-Liaud & Jaeger (1996). Of these eight genera we have no data for *Selevinia* and *Chaetocauda*, and that leaves us with six genera and 12 species; we doubt whether these are representative for the numerous fossil taxa. Apart from that, we have only twenty-odd data (19 for LTR and 30 for UTR) for tooththrow length of extant glirids, probably insufficient for a reliable result.

In the recent material, LTR is on average somewhat shorter than UTR; LRsum in the fossils is constantly larger than URsum. Consequently, SupMass estimates are on average 10% smaller than InfMass.

But that is not the only problem. The tooth rows of fossil Gliridae are on average much longer than those of extant species and the largest fossil species, *Stertomyis laticrestatus*, is

more than twice the size of the largest extant species, *Glis glis*. Appendix 3 compares body mass estimates based on the regression equation of Gliridae with those based on the equation for all-rodents, both for LTR and UTR, and gives the mean of InfMass and SupMass. The results are not compatible; for example, for *Stertomys laticrestatus* the estimate from the glirid equation is 458 g and that from the all-rodent equation 1114 g.

Our interpretation is that the glirid equation is not reliable: the number of recent data is insufficient, many fossil tooththrows are longer than the range of recent tooththrows, and the distribution of recent tooththrows is discontinuous with a gap between the three largest data and the majority that is much smaller. In this respect it is important to notice that the glirid regression equations are quite different from those of most of the other groups, with low values for the slope, and high values for the intercept and relatively low values for  $r^2$  (see Table 3). For data see Appendix 3.

*Eomyidae* – We have data for seven genera and 35 species of fossil Eomyidae. The nearest extant relatives of Eomyidae are the Geomyoidea (Geomyidae + Heteromyidae), for which we have data for 39 LTR and 104 UTR. For the extant species LTR is somewhat smaller than UTR and for the fossils LTRsum is slightly longer than UTRsum. InfMass is always larger than SupMass, because the slope of the two regression lines for Geomyoidea is identical, but the intercept is higher for the lower row.

MeanMass (mean of Infmass and SupMass) based on the Geomyoidea equation is constantly larger than that based on the all-rodents equation and differences are larger than in Muridae or Cricetidae; the estimates based on the all-rodents equation may be considered a fairly good fit. For data see Appendix 4.

Recent Geomyoidea are composed of Geomyidae and Heteromyidae. We also calculated the regression lines for these two families separately. Comparison of the all-rodents equation with the Heteromyidae equation show a fairly good fit. On the other hand the differences with the Geomyidae equation reach values of over 50 %. We have few data for the lower row of Geomyidae, but, above all, recent Geomyidae are much larger than fossil Eomyidae, which invalidates the use of that equation, because it means extrapolation beyond the limits of the distribution the regression line is based on. We think our estimates are much more realistic than those based on  $L \times W$  of m1 (3.4, 3.7 and 10 g) given by Costeur & Legendre (2008). The smallest extant rodents have a mean body mass of 6 g and recent Gliridae with similar or even smaller size of m1 (*Dryomys nitedula* and *Muscardinus avellanarius*) have mean body masses of 35g and 25g, respectively, 10 times larger than the mass estimates of Costeur & Legendre (see Freudenthal & Martín-Suárez, 2013).

*Sciuridae* – For extant Sciuridae we have 155 LTR data and 304 UTR data. LRsum is available for 45 species and URsum for 39. In both fossil and extant species the lower row is on average longer than the upper row. InfMass is constantly larger than SupMass. Comparison of the mean of InfMass and SupMass based on the Sciuridae equation with the mean based on the all-rodents equation gives a fairly good fit, with strongest deviations in the larger species. See data in Appendix 5.

The fit is worse than it is in Cricetidae and Muridae, with differences of up to 27%; this may be related with the fact that among the Sciuridae there exists a number of flying

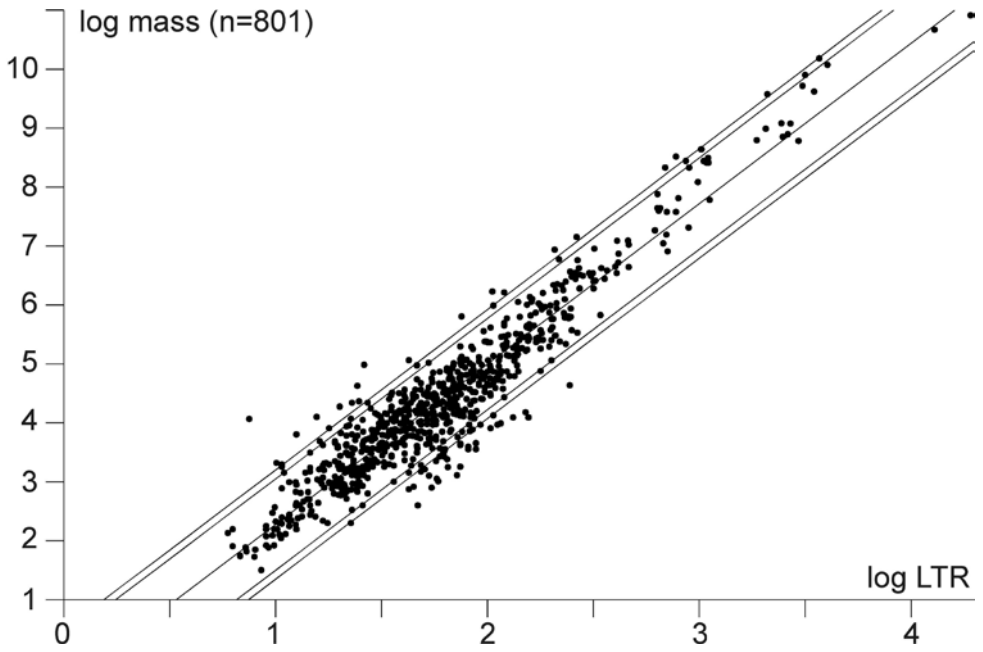


Figure 4. Regression of log(body mass) (g) on log(LTR) (mm) in recent rodent populations.

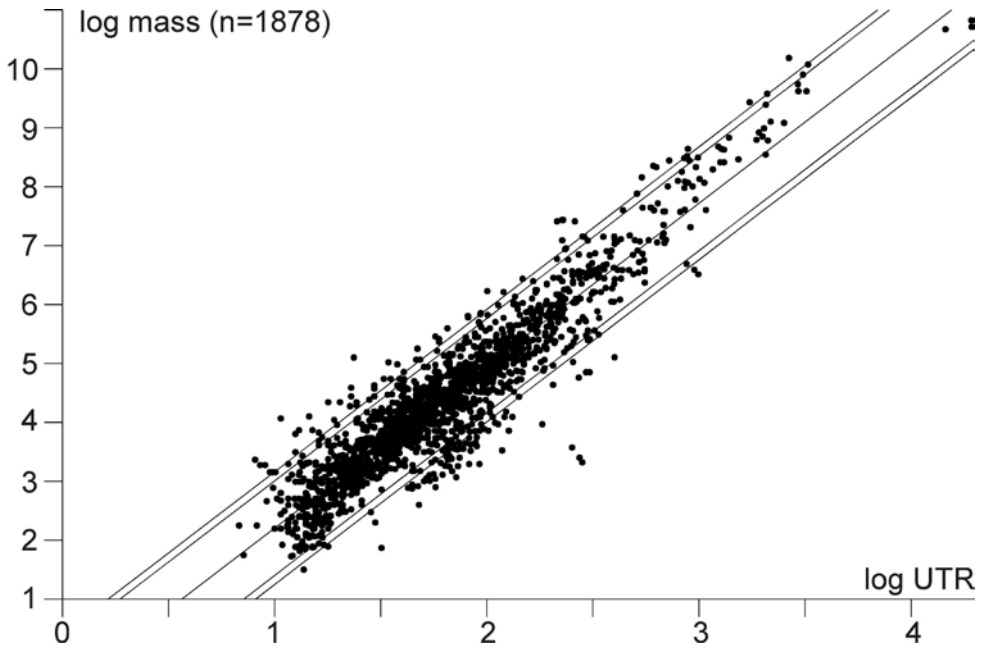


Figure 5. Regression of log(body mass) (g) on log(UTR) (mm) in recent rodent populations.

squirrels that may have a relatively lower body mass than non-flying squirrels. We cannot corroborate this, because the discontinuous size distribution in flying squirrels hampers the calculation of a reliable regression line, but it seems a reasonable assumption. If it is true, the fact that we have few data for extant *Petauristinae*, whereas they form about 30% of our fossil material, may influence the results.

Another question is related with the antilog transformation. In general, the difference between the two logarithmic estimates is less than 5%, which may be considered a very good result. But *Sciuridae* are on average much larger than *Muridae* and when the estimates are transformed to grams the difference between the two may increase to over 30% for the largest species.

*Dipodidae* – Comparison of the mean of InfMass and SupMass for the *Dipodidae* equation and the all-rodent equation shows constantly lower values for the first equation. The reason is not clear, but we have very few data for this group (Appendix 6).

### Synopsis

The regression of body mass on LTR and UTR for all rodents is plotted in Figures 4 and 5. The correlation is good with values for  $r^2$  of 0.887 for LTR and 0.875 for UTR (Table 3).

The results for body mass in grams of six groups of fossil rodents are given in Appendices 1-6. For each group InfMass and SupMass, and the MeanMass are calculated on the basis of the regression equation of that group and on the basis of the general equation for all rodents.

### Discussion

For fossil *Muridae*, *Cricetidae*, *Eomyidae* and *Sciuridae*, the regression equations for all rodents give results that are not too different (see last column in Appendices 1, 2, 4 and 5) from those obtained from the equations of *Muridae*, *Cricetidae*, *Geomyoidea* and *Sciuridae*, respectively. This is probably related with the fact that in these cases the differences between upper and lower tooth row lengths of fossil and extant species are distributed in a similar way, and to the large number of data available for both the fossil and extant species. For *Gliridae* our interpretation is that the glirid equation is not reliable: the number of recent data is insufficient, and many fossil rows are longer than the range of recent rows and extrapolation of regression prediction outside the range of observations is unreliable. The all-rodent equation probably gives a better result. So, at present, the best estimate for the body mass of fossil *Gliridae* is expressed in the equations for all rodents; for *Muridae*, *Cricetidae*, *Eomyidae* and *Sciuridae* one may use the general equation or the group equation, which give similar results.

For *Theridomorpha* no recent equivalent exists, so body mass estimates can only be based on the all-rodents equation. Our data for *Arvicolidae* are insufficient to give useful results. Furthermore, for both groups, published data are measured in different ways, either crown size or occlusal surface size. Such differences evidently lead to different results and therefore we refrain from analyzing them. We have insufficient data for both fossil and recent *Dipodidae*.

## Conclusions

Analysis of the percentage error of body mass estimates between the all rodents equation and the equations per taxonomic group (see Appendix 1-6) shows that the results are generally quite satisfactory. Our conclusion is that the general regression equation for all extant rodents may be applied satisfactorily to the fossil rodents, independently of the taxonomic group they belong to.

The most important differences are found in the Gliridae, but the glirid equation is based on data from few extant species that are probably not representative for the large number of fossil species.

The obtained results are based on the sum of the lengths of the individual teeth (LRsum abd URsum) as a surrogate for real tooth row length and require a correction. For the moment insufficient data are available to calculate a correction factor.

## Acknowledgements

We thank Dr S. Hopkins (University of Oregon, Eugene, USA) and Dr J.A. Gallardo (Granada, Spain) for help and advice. Dr L.W. van den Hoek Ostende (Naturalis, Leiden) improved this paper through several critical comments. Reviewers S. Hopkins, A. Madern (Naturalis, Leiden) and E. Davis made valuable comments that improved the text. This study was supported by the project CGL2011-24101 and the research group RNM0190 of the "Junta de Andalucía".

## References

- Costeur, L. & Legendre, S. 2008. Mammalian communities document a latitudinal environmental gradient during the Miocene Climatic Optimum in Western Europe. *Palaios*, **23**: 280-288.
- Freudenthal, M. & Martín-Suárez, E. 2013 (in press). Species richness and body mass distribution. An assessment of homogeneity in fossil mammal localities. *Geogaceta*.
- Hollister, N. 1919. East African mammals in the United States National Museum Part II. Rodentia, Lagomorpha, and Tubulidentata. *Smithsonian Institution Bulletin*, **99**: 1-184.
- Hopkins, S.B. 2008. Reassessing the mass of exceptionally large rodents using toothrow length and area as proxies for body mass. *Journal of Mammalogy*, **89**: 232-243.
- Legendre, S. 1989. Les communautés de mammifères du Paléogène (Eocène supérieur et Oligocène) d'Europe occidentale: structures, milieux et évolution. *Münchner Geowissenschaftliche Abhandlungen*, **A16**: 1-110.
- Smith, R.J. 1993. Logarithmic transformation bias in allometry. *American Journal of Physical Anthropology*, **90**: 215-228.
- Vianey-Liaud, M. & Jaeger, J.J. 1996. A new hypothesis for the origin of African Anomaluridae and Graphiuridae (Rodentia). *Palaeovertebrata*, **25**: 349-358.
- Wilson, D.E. & Reeder, D.M. (ed). 2005. *Mammal Species of the World. A Taxonomic and Geographic Reference*. Third edition. <http://www.departments.bucknell.edu/biology/resources/msw3/browse.asp>.

## Appendices 1-6

The column 'dif' gives the difference between the two MeanMass values; the column '%'  
gives the percentage error ( $100 \times \text{dif} / \text{meanmass all-rodents}$ ).

### Appendix 1 Cricetidae

species	equation Cricetidae			equation all-rodents			dif	%
	inf-mass	sup-mass	mean-mass	inf-mass	sup-mass	mean-mass		
<i>Adelomyarion alberti</i>	46.28	50.38	48.33	47.10	47.03	47.07	1.27	2.69
<i>Adelomyarion vireti</i>	35.83	40.93	38.38	35.49	36.86	36.18	2.21	6.10
<i>Allocricetodon cornelii</i>	40.18	42.50	41.34	40.29	38.53	39.41	1.93	4.90
<i>Allocricetodon incertus</i>	42.24	42.27	42.26	42.57	38.29	40.43	1.83	4.51
<i>Allocricetodon landroveri</i>	57.25	59.31	58.28	59.58	56.95	58.27	0.02	0.03
<i>Allocricetus ehiki</i>	64.73	64.95	64.84	68.25	63.36	65.81	-0.97	-1.47
<i>Anomalomys cf. rudabanyensis</i>	79.01	55.79	67.40	85.07	53.01	69.04	-1.64	-2.38
<i>Anomalomys gaillardi</i>	61.21	52.66	56.94	64.16	49.54	56.85	0.09	0.15
<i>Anomalomys gaudryi</i>	59.78	46.94	53.36	62.50	43.29	52.90	0.47	0.88
<i>Anomalomys minor</i>	26.57	22.86	24.72	25.50	18.62	22.06	2.66	12.04
<i>Anomalomys tardosi</i>	72.78	61.25	67.02	77.69	59.14	68.42	-1.40	-2.05
<i>Anomalomys viretschaubi</i>	98.41	90.91	94.66	108.45	93.97	101.21	-6.55	-6.47
<i>Apocricetus aff. plinii</i>	70.24	69.69	69.97	74.70	68.80	71.75	-1.79	-2.49
<i>Apocricetus alberti</i>	87.32	83.70	85.51	95.02	85.29	90.16	-4.65	-5.15
<i>Apocricetus angustidens</i>	152.90	141.09	147.00	176.52	157.35	166.94	-19.94	-11.94
<i>Apocricetus barrierei</i>	114.86	111.43	113.15	128.67	119.31	123.99	-10.85	-8.75
<i>Apocricetus plinii</i>	87.32	82.03	84.68	95.02	83.30	89.16	-4.49	-5.03
<i>Atavocricetodon atavoides</i>	43.17	45.04	44.11	43.61	41.24	42.43	1.68	3.96
<i>Atavocricetodon atavus</i>	43.64	46.46	45.05	44.14	42.77	43.46	1.60	3.67
<i>Atavocricetodon cf. atavus</i>	46.04			46.83				
<i>Atavocricetodon hugueneyae</i>	41.77	42.50	42.14	42.05	38.53	40.29	1.85	4.58
<i>Atavocricetodon kurthi</i>	23.19	27.39	25.29	21.94	23.02	22.48	2.81	12.50
<i>Atavocricetodon minusculus</i>	24.01	28.28	26.15	22.80	23.89	23.35	2.80	11.99
<i>Atavocricetodon nanoides</i>	29.10	31.43	30.27	28.20	27.05	27.63	2.64	9.56
<i>Atavocricetodon nanus</i>	30.42	32.39	31.41	29.62	28.02	28.82	2.59	8.97
<i>Baranomys longidens</i>	28.00	32.98	30.49	27.03	28.61	27.82	2.67	9.60
<i>Blancomys sanzii</i>	224.03	207.11	215.57	269.29	246.80	258.05	-42.48	-16.46
<i>Cincamyarion giganteus</i>	82.76	81.04	81.90	89.55	82.12	85.84	-3.94	-4.58
<i>Collimys aff. transversus</i>	47.02	49.38	48.20	47.93	45.94	46.94	1.27	2.70
<i>Collimys dobosi</i>	53.97	53.95	53.96	55.82	50.97	53.40	0.57	1.06
<i>Collimys gudrunae</i>	51.85	53.17	52.51	53.41	50.11	51.76	0.75	1.45
<i>Collimys hiri</i>	44.83			45.47				
<i>Collimys longidens</i>	54.51	45.28	49.90	56.44	41.49	48.97	0.93	1.90
<i>Collimys transversus</i>		40.71			36.63			
<i>Collongomys aff. lappi</i>	57.80	55.26	56.53	60.22	52.42	56.32	0.21	0.37
<i>Cricetinus beremendensis</i>	51.85	54.21	53.03	53.41	51.26	52.34	0.70	1.33
<i>Cricetinus europaeus</i>	64.73	66.12	65.43	68.25	64.69	66.47	-1.04	-1.57
<i>Cricetodon aff.</i>		144.74			162.13			
<i>Cricetodon aff. aureus</i>	166.68	145.66	156.17	194.20	163.34	178.77	-22.60	-12.64
<i>Cricetodon aff. kaspligili</i>		78.43			79.03			
<i>Cricetodon aff. meini</i>		144.74			162.13			

## cont. Appendix 1

species	equation Cricetidae			equation all-rodents			dif	%
	inf-mass	sup-mass	mean-mass	inf-mass	sup-mass	mean-mass		
<i>Cricetodon candirensis</i>	146.03	149.37	147.70	167.78	168.23	168.01	-20.31	-12.09
<i>Cricetodon caucasicus</i>	101.90	104.45	103.18	112.70	110.59	111.65	-8.47	-7.59
<i>Cricetodon cf. hungaricus</i>	196.40	193.82	195.11	232.82	228.34	230.58	-35.47	-15.38
<i>Cricetodon cf. sansaniensis</i>	197.56	173.81	185.69	234.34	200.95	217.65	-31.96	-14.68
<i>Cricetodon engesseri</i>	214.18	211.65	212.92	256.22	253.16	254.69	-41.78	-16.40
<i>Cricetodon fandli</i>	130.12	135.72	132.92	147.68	150.35	149.02	-16.10	-10.80
<i>Cricetodon jotae</i>	145.06	141.54	143.30	166.55	157.94	162.25	-18.95	-11.68
<i>Cricetodon jumaensis</i>	194.67	174.32	184.50	230.56	201.64	216.10	-31.61	-14.63
<i>Cricetodon mein</i>	115.71	108.69	112.20	129.71	115.87	122.79	-10.59	-8.62
<i>Cricetodon meini</i>	130.12	127.03	128.58	147.68	139.13	143.41	-14.83	-10.34
<i>Cricetodon sansaniensis</i>	203.99	173.81	188.90	242.79	200.95	221.87	-32.97	-14.86
<i>Cricetodon soriae</i>	169.84			198.27				
<i>Cricetulodon bugesiensis</i>	53.44	51.64	52.54	55.21	48.41	51.81	0.73	1.41
<i>Cricetulodon hartenbergeri</i>	44.11	44.34	44.23	44.67	40.49	42.58	1.65	3.86
<i>Cricetulodon lucentensis</i>	60.06	55.26	57.66	62.83	52.42	57.63	0.03	0.06
<i>Cricetulodon meini</i>	61.21	52.15	56.68	64.16	48.97	56.57	0.12	0.20
<i>Cricetulodon sabadellensis</i>	53.17	49.63	51.40	54.91	46.21	50.56	0.84	1.66
<i>Cricetus cricetus</i>	189.55	173.81	181.68	223.85	200.95	212.40	-30.72	-14.46
<i>Cricetus praeglacialis</i>	201.05	190.04	195.55	238.92	223.13	231.03	-35.48	-15.36
<i>Democricetodon aff. crassus</i>	35.62			35.26				
<i>Democricetodon aff. gaillardi</i>	41.54	45.99	43.77	41.80	42.26	42.03	1.74	4.13
<i>Democricetodon aff. hispanicus</i>	26.40	26.69	26.55	25.32	22.33	23.83	2.72	11.42
<i>Democricetodon aff. mutilus</i>	37.54	40.26	38.90	37.36	36.16	36.76	2.14	5.82
<i>Democricetodon affinis</i>	46.53			47.38				
<i>Democricetodon brevis</i>	35.00	34.57	34.79	34.58	30.24	32.41	2.38	7.33
<i>Democricetodon cf. affinis</i>		40.26			36.16			
<i>Democricetodon cf. freisingensis</i>	61.21	58.21	59.71	64.16	55.72	59.94	-0.23	-0.38
<i>Democricetodon crassus</i>	29.85			29.01				
<i>Democricetodon doukasi</i>	18.91			17.51				
<i>Democricetodon fourensis</i>	46.04	49.88	47.96	46.83	46.48	46.66	1.31	2.80
<i>Democricetodon franconicus</i>	29.48	32.39	30.94	28.60	28.02	28.31	2.63	9.27
<i>Democricetodon freisingensis</i>	55.87			58.00				
<i>Democricetodon gaillardi</i>	43.64	44.57	44.11	44.14	40.74	42.44	1.67	3.92
<i>Democricetodon gracilis</i>	24.51	24.82	24.67	23.33	20.50	21.92	2.75	12.55
<i>Democricetodon hamniae</i>	62.08	57.94	60.01	65.17	55.41	60.29	-0.28	-0.46
<i>Democricetodon hispanicus</i>	26.93	29.55	28.24	25.88	25.16	25.52	2.72	10.66
<i>Democricetodon moralesi</i>	44.83	48.40	46.62	45.47	44.87	45.17	1.44	3.20
<i>Democricetodon mutilus</i>	41.54	44.11	42.83	41.80	40.24	41.02	1.81	4.40
<i>Democricetodon romieviensis</i>	30.23	32.98	31.61	29.41	28.61	29.01	2.60	8.95
<i>Democricetodon sudrei</i>	77.34	83.70	80.52	83.09	85.29	84.19	-3.67	-4.36
<i>Democricetodon sulcatus</i>	31.97	27.21	29.59	31.29	22.84	27.07	2.53	9.33
<i>Eucricetodon aff. aquitanicus</i>	72.78	70.60	71.69	77.69	69.86	73.78	-2.09	-2.83
<i>Eucricetodon aff. gerandianus</i>	64.44	68.49	66.47	67.91	67.42	67.67	-1.20	-1.77
<i>Eucricetodon aff. infralactorensis</i>	96.89			106.60				
<i>Eucricetodon aff. longidens</i>	59.49	60.14	59.82	62.17	57.88	60.03	-0.21	-0.35
<i>Eucricetodon aquitanicus</i>	72.78	68.49	70.64	77.69	67.42	72.56	-1.92	-2.65



## cont. Appendix 1

species	equation Cricetidae			equation all-rodents			dif	%
	inf-mass	sup-mass	mean-mass	inf-mass	sup-mass	mean-mass		
<i>Eucricetodon aquitanicus-infralactorensis</i>	76.68	80.06	78.37	82.30	80.96	81.63	-3.26	-3.99
<i>Eucricetodon cf. longidens</i>	77.67	76.51	77.09	83.48	76.77	80.13	-3.04	-3.79
<i>Eucricetodon cf. praecursor</i>	42.93			43.35				
<i>Eucricetodon collatus</i>	52.12	53.17	52.65	53.70	50.11	51.91	0.74	1.43
<i>Eucricetodon dubius</i>	48.52	51.64	50.08	49.62	48.41	49.02	1.07	2.17
<i>Eucricetodon gerandianus</i>	65.33	65.54	65.44	68.95	64.02	66.49	-1.05	-1.58
<i>Eucricetodon haslachensis</i>	73.10	74.92	74.01	78.06	74.91	76.49	-2.48	-3.24
<i>Eucricetodon hesperius</i>	59.49	61.81	60.65	62.17	59.78	60.98	-0.32	-0.53
<i>Eucricetodon huberi</i>	36.04	45.99	41.02	35.72	42.26	38.99	2.03	5.19
<i>Eucricetodon liber</i>	85.90	88.12	87.01	93.32	90.60	91.96	-4.95	-5.38
<i>Eucricetodon longidens</i>	65.93	65.83	65.88	69.65	64.36	67.01	-1.13	-1.68
<i>Eucricetodon margaritae</i>	56.69	66.71	61.70	58.94	65.37	62.16	-0.46	-0.73
<i>Eucricetodon martinensis</i>	68.99	67.89	68.44	73.24	66.73	69.99	-1.55	-2.21
<i>Eucricetodon praecursor</i>	46.28	51.89	49.09	47.10	48.69	47.90	1.19	2.48
<i>Eucricetodon robustus</i>	104.26	101.06	102.66	115.60	106.39	111.00	-8.34	-7.51
<i>Eucricetodon thezelensis</i>	60.35	58.49	59.42	63.16	56.02	59.59	-0.17	-0.29
<i>Eumyarion aff. carbonicus</i>	43.64	39.61	41.63	44.14	35.47	39.81	1.82	4.57
<i>Eumyarion aff. microps</i>	22.23	27.92	25.08	20.94	23.54	22.24	2.84	12.75
<i>Eumyarion aff. weinfurteri</i>	46.53	42.05	44.29	47.38	38.05	42.72	1.58	3.69
<i>Eumyarion bifidus</i>	49.53	44.57	47.05	50.77	40.74	45.76	1.29	2.83
<i>Eumyarion carbonicus</i>	48.27	46.22	47.25	49.34	42.51	45.93	1.32	2.87
<i>Eumyarion cf. medius</i>	58.92	47.91	53.42	61.51	44.34	52.93	0.49	0.93
<i>Eumyarion intercentralis</i>	24.18	23.02	23.60	22.97	18.77	20.87	2.73	13.08
<i>Eumyarion leemanni</i>	55.59	50.38	52.99	57.68	47.03	52.36	0.63	1.20
<i>Eumyarion medius</i>	59.78	58.76	59.27	62.50	56.33	59.42	-0.15	-0.24
<i>Eumyarion microps</i>	23.52	24.65	24.09	22.28	20.34	21.31	2.78	13.02
<i>Eumyarion montanus</i>	50.55	48.40	49.48	51.93	44.87	48.40	1.08	2.22
<i>Eumyarion orhani</i>	34.17	33.57	33.87	33.68	29.22	31.45	2.42	7.69
<i>Eumyarion weinfurteri</i>	43.17	38.74	40.96	43.61	34.56	39.09	1.87	4.78
<i>Fahlbuschia aff. crusafonti</i>	81.04	90.91	85.98	87.50	93.97	90.74	-4.76	-5.25
<i>Fahlbuschia cf. crusafonti</i>	83.45			90.38				
<i>Fahlbuschia cf. larteti</i>	64.44	67.30	65.87	67.91	66.05	66.98	-1.11	-1.66
<i>Fahlbuschia corco+koen</i>	35.00	37.04	36.02	34.58	32.79	33.69	2.33	6.93
<i>Fahlbuschia corcolesi</i>	33.77	36.62	35.20	33.24	32.36	32.80	2.40	7.30
<i>Fahlbuschia crusafonti</i>	89.84	88.46	89.15	98.06	91.02	94.54	-5.39	-5.70
<i>Fahlbuschia darocensis</i>	64.14	67.30	65.72	67.56	66.05	66.81	-1.09	-1.62
<i>Fahlbuschia decipiens</i>	34.38	37.04	35.71	33.90	32.79	33.35	2.37	7.09
<i>Fahlbuschia freudenthali</i>	54.51	56.06	55.29	56.44	53.31	54.88	0.41	0.75
<i>Fahlbuschia koenigswaldi</i>	47.27	51.13	49.20	48.21	47.86	48.04	1.17	2.43
<i>Fahlbuschia larteti</i>	73.74	77.79	75.77	78.82	78.27	78.55	-2.78	-3.54
<i>Fahlbuschia sacedoniensis</i>	33.56	35.18	34.37	33.02	30.87	31.95	2.43	7.59
<i>Hattomys beetsi</i>	209.95	202.62	206.29	250.63	240.55	245.59	-39.31	-16.00
<i>Hattomys gargantua</i>	591.36	579.66	585.51	787.51	825.11	806.31	-220.80	-27.38
<i>Hattomys nazarii</i>	317.93	304.68	311.31	396.54	388.11	392.33	-81.02	-20.65
<i>Heterocricetodon cf. gaimersheimensis</i>	142.19	118.68	130.44	162.90	128.46	145.68	-15.25	-10.46
<i>Heterocricetodon gaimersheimensis</i>	146.51	119.09	132.80	168.39	128.98	148.69	-15.89	-10.68

## cont. Appendix 1

species	equation Cricetidae			equation all-rodents			dif	%
	inf-mass	sup-mass	mean-mass	inf-mass	sup-mass	mean-mass		
<i>Heterocricetodon hausi</i>	80.02	71.82	75.92	86.28	71.28	78.78	-2.86	-3.63
<i>Heterocricetodon schlosseri</i>	147.49	127.03	137.26	169.63	139.13	154.38	-17.12	-11.09
<i>Heterocricetodon stehlini</i>	171.97			201.02				
<i>Hispanomys adroveri</i>	198.14	192.20	195.17	235.10	226.10	230.60	-35.43	-15.36
<i>Hispanomys aff. adroveri</i>	171.44	191.12	181.28	200.33	224.61	212.47	-31.19	-14.68
<i>Hispanomys aguirrei</i>	136.07	133.96	135.02	155.18	148.06	151.62	-16.61	-10.95
<i>Hispanomys aragonensis</i>	124.76	129.17	126.97	140.98	141.88	141.43	-14.47	-10.23
<i>Hispanomys baixasi</i>	158.94	151.72	155.33	184.25	171.34	177.80	-22.47	-12.64
<i>Hispanomys bijugatus</i>	154.90	156.96	155.93	179.08	178.30	178.69	-22.76	-12.74
<i>Hispanomys cf. aragonensis</i>	124.32	125.34	124.83	140.43	136.95	138.69	-13.86	-9.99
<i>Hispanomys daamsi</i>	188.42	191.12	189.77	222.38	224.61	223.50	-33.73	-15.09
<i>Hispanomys dispectus</i>	131.93	133.08	132.51	149.96	146.92	148.44	-15.94	-10.73
<i>Hispanomys freudenthali</i>	160.47	154.09	157.28	186.21	174.48	180.35	-23.07	-12.79
<i>Hispanomys mediterraneus</i>	128.77	137.94	133.36	145.99	153.24	149.62	-16.26	-10.87
<i>Hispanomys nombrevillae</i>	112.78	115.42	114.10	126.08	124.34	125.21	-11.11	-8.87
<i>Hispanomys peralensis</i>	130.57	148.44	139.51	148.25	167.00	157.63	-18.12	-11.50
<i>Karstocricetus skofleki</i>	51.07	51.38	51.23	52.52	48.13	50.33	0.90	1.79
<i>Karydomys wigharti</i>	122.57	119.09	120.83	138.24	128.98	133.61	-12.78	-9.57
<i>Megacricetodon aff. bavaricus</i>	37.97	36.62	37.30	37.84	32.36	35.10	2.20	6.25
<i>Megacricetodon aff. germanicus</i>	35.00			34.58				
<i>Megacricetodon aff. minor</i>	18.48			17.07				
<i>Megacricetodon andrewsi</i>	24.18	24.82	24.50	22.97	20.50	21.74	2.77	12.72
<i>Megacricetodon aunayi</i>	42.93	40.93	41.93	43.35	36.86	40.11	1.83	4.55
<i>Megacricetodon bavaricus</i>	39.07	40.71	39.89	39.05	36.63	37.84	2.05	5.42
<i>Megacricetodon bezianensis</i>	28.37	27.92	28.15	27.41	23.54	25.48	2.67	10.48
<i>Megacricetodon bourgeosi</i>	30.80	27.57	29.19	30.03	23.19	26.61	2.58	9.68
<i>Megacricetodon collongensis</i>	22.39	23.34	22.87	21.10	19.08	20.09	2.78	13.81
<i>Megacricetodon collongensis-gersii</i>	25.02	25.32	25.17	23.86	20.99	22.43	2.75	12.24
<i>Megacricetodon crisiensis</i>	29.29			28.40				
<i>Megacricetodon crusafonti</i>	31.19	31.05	31.12	30.45	26.66	28.56	2.57	8.98
<i>Megacricetodon debruijni</i>	18.77	19.81	19.29	17.36	15.74	16.55	2.74	16.56
<i>Megacricetodon fahlbuschi</i>	41.54	39.17	40.36	41.80	35.01	38.41	1.95	5.08
<i>Megacricetodon fourmasi</i>	38.84	37.46	38.15	38.81	33.23	36.02	2.13	5.91
<i>Megacricetodon freudenthali</i>	19.78			18.41				
<i>Megacricetodon germanicus</i>	44.11	44.34	44.23	44.67	40.49	42.58	1.65	3.86
<i>Megacricetodon gersii</i>	28.92	28.46	28.69	28.00	24.07	26.04	2.66	10.20
<i>Megacricetodon gregarius</i>	39.07	39.61	39.34	39.05	35.47	37.26	2.08	5.58
<i>Megacricetodon ibericus</i>	34.17	33.57	33.87	33.68	29.22	31.45	2.42	7.69
<i>Megacricetodon lappi</i>		63.52			61.71			
<i>Megacricetodon lemartineli</i>	33.36	31.62	32.49	32.80	27.24	30.02	2.47	8.23
<i>Megacricetodon lopezae</i>	19.78	21.92	20.85	18.41	17.72	18.07	2.79	15.42
<i>Megacricetodon minor</i>	20.99	21.30	21.15	19.65	17.14	18.40	2.75	14.95
<i>Megacricetodon minutus</i>	20.53	21.15	20.84	19.17	17.00	18.09	2.76	15.23
<i>Megacricetodon primitivus</i>	17.92	19.23	18.58	16.50	15.20	15.85	2.73	17.19
<i>Megacricetodon primitivus-collongensis</i>	18.62			17.22				

## cont. Appendix 1

species	equation Cricetidae			equation all-rodents			dif	%
	inf-mass	sup-mass	mean-mass	inf-mass	sup-mass	mean-mass		
<i>Megacricetodon rafaelli/crusfonti</i>	28.55	28.46	28.51	27.61	24.07	25.84	2.67	10.31
<i>Megacricetodon robustus</i>	27.64	28.64	28.14	26.64	24.25	25.45	2.70	10.59
<i>Megacricetodon roussillonensis</i>	43.88	40.04	41.96	44.40	35.93	40.17	1.80	4.47
<i>Megacricetodon similis</i>	27.82			26.83				
<i>Megacricetodon tautavelensis</i>	16.69	17.27	16.98	15.25	13.40	14.33	2.66	18.53
<i>Megacricetodon wuae</i>	39.29	35.38	37.34	39.30	31.08	35.19	2.15	6.10
<i>Megacricetodon yei</i>	23.52	25.32	24.42	22.28	20.99	21.64	2.79	12.87
<i>Melissiodon aff. chaticus</i>	153.90	144.28	149.09	177.80	161.53	169.67	-20.58	-12.13
<i>Melissiodon aff. dominans</i>	149.93	161.32	155.63	172.74	184.13	178.44	-22.81	-12.78
<i>Melissiodon aff. quercyi</i>	147.49	147.97	147.73	169.63	166.39	168.01	-20.28	-12.07
<i>Melissiodon aff. schlosseri</i>	136.07			155.18				
<i>Melissiodon chaticus</i>	189.55	181.56	185.56	223.85	211.49	217.67	-32.12	-14.75
<i>Melissiodon dominans</i>	153.90	147.04	150.47	177.80	165.16	171.48	-21.01	-12.25
<i>Melissiodon emmerichi</i>		149.84			168.85			
<i>Melissiodon quercyi</i>	133.31	133.52	133.42	151.69	147.49	149.59	-16.18	-10.81
<i>Melissiodon schalki</i>		129.60			142.44			
<i>Melissiodon schroederi</i>	171.97	141.54	156.76	201.02	157.94	179.48	-22.73	-12.66
<i>Metamys alpani</i>	122.13	112.62	117.38	137.70	120.81	129.26	-11.88	-9.19
<i>Mixocricetodon dehmi</i>	332.73	308.93	320.83	416.99	394.45	405.72	-84.89	-20.92
<i>Muhsinia steffensi</i>	59.49	65.25	62.37	62.17	63.69	62.93	-0.56	-0.89
<i>Neocometes brunonis</i>	69.30	61.25	65.28	73.60	59.14	66.37	-1.10	-1.65
<i>Neocometes similis</i>	53.17	45.04	49.11	54.91	41.24	48.08	1.03	2.14
<i>Neocricetodon ambarrensis</i>	46.53	45.28	45.91	47.38	41.49	44.44	1.47	3.31
<i>Neocricetodon fahlbuschi</i>	59.78	60.97	60.38	62.50	58.83	60.67	-0.29	-0.48
<i>Neocricetodon lavocati</i>	46.28	51.13	48.71	47.10	47.86	47.48	1.22	2.58
<i>Neocricetodon occidentalis</i>	65.03	66.41	65.72	68.60	65.03	66.82	-1.10	-1.64
<i>Neocricetodon polonicus</i>	35.41	34.17	34.79	35.03	29.83	32.43	2.36	7.28
<i>Neocricetodon seseae</i>	67.76	67.30	67.53	71.79	66.05	68.92	-1.39	-2.02
<i>Neocricetodon skofleki</i>	51.85	46.46	49.16	53.41	42.77	48.09	1.07	2.21
<i>Paracricetodon wentgesi</i>	48.52	50.88	49.70	49.62	47.58	48.60	1.10	2.26
<i>Pseudocollimys steiningeri</i>	35.83	33.77	34.80	35.49	29.42	32.46	2.35	7.23
<i>Pseudocricetodon adroveri</i>	23.35	23.67	23.51	22.11	19.39	20.75	2.76	13.30
<i>Pseudocricetodon aff. montalbanensis</i>	23.85	24.98	24.42	22.63	20.66	21.65	2.77	12.80
<i>Pseudocricetodon aff. thaleri</i>	23.03	22.55	22.79	21.77	18.32	20.05	2.75	13.69
<i>Pseudocricetodon moguntiacus</i>	28.37	29.92	29.15	27.41	25.53	26.47	2.68	10.11
<i>Pseudocricetodon montalbanensis</i>	21.91	21.92	21.92	20.61	17.72	19.17	2.75	14.35
<i>Pseudocricetodon nanus</i>	21.29	20.85	21.07	19.96	16.71	18.34	2.74	14.92
<i>Pseudocricetodon philippi</i>	11.31	12.79	12.05	9.92	9.42	9.67	2.38	24.61
<i>Pseudocricetodon simplex</i>	22.23	22.70	22.47	20.94	18.47	19.71	2.76	14.01
<i>Pseudocricetodon thaleri</i>	27.82	26.86	27.34	26.83	22.50	24.67	2.68	10.85
<i>Pseudofahlbuschia aff. jordensi</i>	49.02	50.38	49.70	50.19	47.03	48.61	1.09	2.24
<i>Pseudofahlbuschia catalaunica</i>	59.49	59.31	59.40	62.17	56.95	59.56	-0.16	-0.27
<i>Pseudofahlbuschia jordensi</i>	56.97	59.86	58.42	59.26	57.57	58.42	0.00	0.00
<i>Pseudoruscinomys lavocati</i>	175.73	179.47	177.60	205.88	208.65	207.27	-29.67	-14.31

## cont. Appendix 1

species	equation Cricetidae			equation all-rodents			dif	%
	inf-mass	sup-mass	mean-mass	inf-mass	sup-mass	mean-mass		
<i>Renzimys bilobatus</i>	86.25	96.27	91.26	93.74	100.50	97.12	-5.86	-6.03
<i>Renzimys lacombai</i>	78.00	82.69	80.35	83.88	84.10	83.99	-3.65	-4.34
<i>Rotundomys bressanus</i>	103.86	101.80	102.83	115.11	107.32	111.22	-8.39	-7.54
<i>Rotundomys freiriensis</i>	49.02			50.19				
<i>Rotundomys montisrotundi</i>	77.34	77.15	77.25	83.09	77.52	80.31	-3.06	-3.81
<i>Rotundomys mundi</i>	62.66			65.84				
<i>Rotundomys sabatieri</i>	70.87	74.30	72.59	75.44	74.17	74.81	-2.22	-2.97
<i>Ruscinomys africanus</i>	242.57	228.59	235.58	294.03	277.09	285.56	-49.98	-17.50
<i>Ruscinomys cf. lasallei</i>	212.36	217.41	214.89	253.82	261.26	257.54	-42.66	-16.56
<i>Ruscinomys europeus</i>	530.03	496.71	513.37	697.73	688.44	693.09	-179.72	-25.93
<i>Ruscinomys lasallei</i>	259.26			316.47				
<i>Ruscinomys schaubi</i>	232.23	217.99	225.11	280.21	262.08	271.15	-46.04	-16.98
<i>Schizocricetodon huerzeleri</i>	65.63	71.20	68.42	69.30	70.56	69.93	-1.52	-2.17
<i>Trilophomys pyrenaicus</i>	84.15	60.14	72.15	91.21	57.88	74.55	-2.40	-3.22

## Appendix 2 Muridae

species	equation Muridae			equation all-rodents			dif	%
	inf-mass	sup-mass	mean-mass	inf-mass	sup-mass	mean-mass		
<i>Anthracomys lorenzi</i>	107.16	133.99	120.58	112.23	145.79	129.01	-8.43	-6.54
<i>Apodemus agustii</i>	59.18	61.25	60.22	59.58	65.71	62.65	-2.43	-3.88
<i>Apodemus atavus</i>	32.36	30.54	31.45	31.29	32.36	31.83	-0.38	-1.18
<i>Apodemus barbarae</i>	37.08	36.03	36.56	36.19	38.29	37.24	-0.68	-1.84
<i>Apodemus dominans</i>	34.03	33.64	33.84	33.02	35.70	34.36	-0.52	-1.53
<i>Apodemus fina-d</i>	40.53	36.93	38.73	39.79	39.26	39.53	-0.79	-2.01
<i>Apodemus flavicollis</i>	32.56	33.01	32.79	31.50	35.01	33.26	-0.47	-1.41
<i>Apodemus gaudryi</i>	41.72			41.04				
<i>Apodemus gorafensis</i>	65.31	69.66	67.49	66.18	74.91	70.55	-3.06	-4.34
<i>Apodemus gudrunae</i>	48.79	43.35	46.07	48.49	46.21	47.35	-1.28	-2.70
<i>Apodemus jeanteti</i>	66.90	62.18	64.54	67.91	66.73	67.32	-2.78	-4.13
<i>Apodemus lugdunensis</i>	29.55	26.15	27.85	28.40	27.63	28.02	-0.16	-0.59
<i>Apodemus meini</i>	50.94	51.81	51.38	50.77	55.41	53.09	-1.72	-3.23
<i>Apodemus mystacinus</i>	48.53	49.88	49.21	48.21	53.31	50.76	-1.56	-3.06
<i>Apodemus robertsi</i>	94.42			98.06				
<i>Apodemus sylvaticus</i>	31.54	28.97	30.26	30.45	30.66	30.56	-0.30	-0.98
<i>Castillomys crusafonti</i>	21.88	21.21	21.55	20.61	22.33	21.47	0.08	0.35
<i>Castillomys gracilis</i>	19.83	18.47	19.15	18.56	19.39	18.98	0.17	0.92
<i>Castillomys rivas</i>	25.27	25.25	25.26	24.04	26.66	25.35	-0.09	-0.36
<i>Castromys inflatus</i>	106.31	107.37	106.84	111.28	116.36	113.82	-6.98	-6.13
<i>Castromys littoralis</i>	79.77	79.50	79.64	81.91	85.69	83.80	-4.17	-4.97
<i>Centralomys benericettii</i>	28.39	25.61	27.00	27.22	27.05	27.14	-0.13	-0.50
<i>Centralomys magnus</i>	34.03	33.22	33.63	33.02	35.24	34.13	-0.51	-1.48
<i>Huerzelerimys cf. turoliensis</i>	96.41			100.26				
<i>Huerzelerimys juniensis</i>	72.83			74.33				
<i>Huerzelerimys minor</i>	47.48	42.85	45.17	47.10	45.67	46.39	-1.22	-2.63
<i>Huerzelerimys oreopitheci</i>	67.23	76.61	71.92	68.25	82.52	75.39	-3.46	-4.60
<i>Huerzelerimys turoliensis</i>	94.82	94.60	94.71	98.50	102.29	100.40	-5.69	-5.66
<i>Huerzelerimys vireti</i>	61.29	58.19	59.74	61.84	62.37	62.11	-2.37	-3.81

## cont. Appendix 2

species	equation Muridae			equation all-rodents			dif	%
	inf-mass	sup-mass	mean-mass	inf-mass	sup-mass	mean-mass		
<i>Karnimata darwini</i>	50.66	41.86	46.26	50.48	44.60	47.54	-1.28	-2.69
<i>Karnimata huxleyi</i>	46.70	40.18	43.44	46.28	42.77	44.53	-1.09	-2.44
<i>Kritimys catreus</i>	332.67	439.94	386.31	375.70	489.11	432.41	-46.10	-10.66
<i>Micromys caesaris</i>	17.47	14.92	16.20	16.22	15.60	15.91	0.29	1.79
<i>Murinae gen.indet.</i>	96.41	101.71	99.06	100.26	110.12	105.19	-6.13	-5.83
<i>Mus bateae</i>	26.35			25.13				
<i>Mus ique</i>	15.29	16.77	16.03	14.07	17.58	15.83	0.21	1.30
<i>Mus minotaurus</i>	49.86	58.49	54.18	49.62	62.70	56.16	-1.99	-3.53
<i>Occitanomys adroveri</i>	37.31	36.48	36.90	36.42	38.77	37.60	-0.70	-1.86
<i>Occitanomys alcalai</i>	34.67	32.59	33.63	33.68	34.56	34.12	-0.49	-1.44
<i>Occitanomys brailloani</i>	47.48			47.10				
<i>Occitanomys debruijini</i>	27.27	26.70	26.99	26.07	28.22	27.15	-0.16	-0.59
<i>Occitanomys hispanicus</i>	26.35	23.86	25.11	25.13	25.16	25.15	-0.04	-0.16
<i>Occitanomys sondaari</i>	29.16	26.15	27.66	28.00	27.63	27.82	-0.16	-0.58
<i>Orientalomys similis</i>	35.97	28.01	31.99	35.03	29.62	32.33	-0.34	-1.04
<i>Paraethomys anomalus</i>	56.54	51.25	53.90	56.75	54.81	55.78	-1.89	-3.38
<i>Paraethomys athmeniae</i>	72.83	73.78	73.31	74.33	79.42	76.88	-3.57	-4.64
<i>Paraethomys belmezensis</i>	63.44	63.13	63.29	64.16	67.76	65.96	-2.68	-4.06
<i>Paraethomys cf. meini</i>	69.50			70.72				
<i>Paraethomys lissasfensis</i>	58.00	59.40	58.70	58.31	63.69	61.00	-2.30	-3.77
<i>Paraethomys meini</i>	48.53	50.98	49.76	48.21	54.50	51.36	-1.60	-3.12
<i>Parapelomys charkhensis</i>	78.70	87.04	82.87	80.75	93.97	87.36	-4.49	-5.14
<i>Progonomys cathalai</i>	33.19	32.17	32.68	32.15	34.11	33.13	-0.45	-1.36
<i>Progonomys cf. woelferi</i>	47.48	47.19	47.34	47.10	50.39	48.75	-1.41	-2.89
<i>Progonomys woelferi</i>	42.94	43.35	43.15	42.31	46.21	44.26	-1.12	-2.52
<i>Protatera davidi</i>	43.18	38.07	40.63	42.57	40.49	41.53	-0.91	-2.18
<i>Rhagapodemus frequens</i>	65.95	71.02	68.49	66.87	76.39	71.63	-3.15	-4.39
<i>Rhagapodemus hautimagnensis</i>	53.14			53.11				
<i>Rhagapodemus vandeweerdii</i>	55.97	50.15	53.06	56.13	53.61	54.87	-1.81	-3.30
<i>Saidomys afghanensis</i>	153.03	175.07	164.05	164.11	191.41	177.76	-13.71	-7.71
<i>Stephanomys aff. medius</i>	62.82			63.49				
<i>Stephanomys balcellsii</i>	129.33	170.29	149.81	137.15	186.10	161.63	-11.82	-7.31
<i>Stephanomys calveti</i>	88.23	96.25	92.24	91.21	104.10	97.66	-5.41	-5.55
<i>Stephanomys donnezani</i>	92.07	104.73	98.40	95.45	113.45	104.45	-6.05	-5.79
<i>Stephanomys margaritae</i>	75.56	84.35	79.96	77.31	91.02	84.17	-4.21	-5.00
<i>Stephanomys medius</i>	63.13	69.33	66.23	63.82	74.54	69.18	-2.95	-4.26
<i>Stephanomys michauxi</i>	52.03	57.59	54.81	51.93	61.71	56.82	-2.01	-3.54
<i>Stephanomys minor</i>	84.12	95.01	89.57	86.68	102.74	94.71	-5.15	-5.43
<i>Stephanomys numidicus</i>	62.20	64.72	63.46	62.83	69.50	66.17	-2.70	-4.09
<i>Stephanomys prietaensis</i>	140.12	144.41	142.27	149.39	157.35	153.37	-11.11	-7.24
<i>Stephanomys ramblensis</i>	53.14	56.11	54.63	53.11	60.10	56.61	-1.98	-3.50
<i>Stephanomys thaleri</i>	125.07	142.29	133.68	132.34	154.99	143.67	-9.99	-6.95
<i>Stephanomys vandeweerd</i>	98.83	126.00	112.42	102.95	136.95	119.95	-7.54	-6.28
<i>Stephanomys vandeweerdii</i>	113.24	128.47	120.86	119.03	139.68	129.36	-8.50	-6.57

## Appendix 3 Gliridae

species	equation Gliridae			equation all-rodents			dif	%
	inf-mass	sup-mass	mean-mass	inf-mass	sup-mass	mean-mass		
<i>Anthracoqlis engesseri</i>	137.93	132.69	135.31	196.91	158.53	177.72	-42.41	-23.86
<i>Armantomys aragonensis</i>	100.22	90.05	95.14	122.02	88.13	105.08	-9.94	-9.46
<i>Armantomys bijmai</i>	43.78	41.87	42.83	35.26	27.63	31.45	11.38	36.19
<i>Armantomys daamsi</i>	52.48	51.94	52.21	46.28	38.29	42.29	9.93	23.47
<i>Armantomys jasperi</i>	68.25	53.89	61.07	68.60	40.49	54.55	6.53	11.96
<i>Armantomys parsani</i>	71.53	67.75	69.64	73.60	57.26	65.43	4.21	6.43
<i>Armantomys tricristatus</i>	147.29	129.43	138.36	217.27	152.66	184.97	-46.61	-25.20
<i>Bransatoglis adroveri</i>	101.88	100.81	101.35	125.06	104.56	114.81	-13.47	-11.73
<i>Bransatoglis aff. spectabilis</i>		103.44			108.71			
<i>Bransatoglis cadeoti</i>	149.92	133.68	141.80	223.12	160.33	191.73	-49.93	-26.04
<i>Bransatoglis concavidens</i>	107.50	107.29	107.40	135.54	114.90	125.22	-17.83	-14.23
<i>Bransatoglis mayri</i>	138.57			198.27				
<i>Butseloglis aff. bruijini</i>	56.89	52.80	54.85	52.22	39.26	45.74	9.11	19.91
<i>Butseloglis aff. itardiensis</i>	38.07	34.03	36.05	28.60	20.18	24.39	11.66	47.81
<i>Butseloglis aff. micio</i>	43.40	40.52	41.96	34.81	26.28	30.55	11.42	37.37
<i>Butseloglis bravoii</i>	74.63	67.75	71.19	78.44	57.26	67.85	3.34	4.92
<i>Butseloglis bruijini</i>	57.53	54.11	55.82	53.11	40.74	46.93	8.90	18.96
<i>Butseloglis cf. bruijini</i>	70.11			71.43				
<i>Butseloglis cf. daamsi</i>		61.57			49.54			
<i>Butseloglis itardiensis</i>	44.16	39.94	42.05	35.72	25.72	30.72	11.33	36.88
<i>Butseloglis micio</i>	44.16	42.46	43.31	35.72	28.22	31.97	11.34	35.47
<i>Butseloglis montisalbani</i>	36.83	34.03	35.43	27.22	20.18	23.70	11.73	49.49
<i>Butseloglis tenuis</i>	35.78	36.01	35.90	26.07	21.99	24.03	11.87	49.38
<i>Carbomys sacaresi</i>		209.25			316.06			
<i>Dryomys apulus</i>	35.44	32.97	34.21	25.69	19.23	22.46	11.75	52.29
<i>Eivissia canarreiensis</i>		180.73			253.16			
<i>Eliomys intermedius</i>	66.40			65.84				
<i>Eliomys lafarguei</i>	36.48	35.11	35.80	26.83	21.15	23.99	11.81	49.21
<i>Eliomys truci</i>	46.27	41.87	44.07	38.32	27.63	32.98	11.10	33.65
<i>Eogliravus hammeli</i>	43.21	38.24	40.73	34.58	24.07	29.33	11.40	38.87
<i>Glamys aff. fordi</i>	44.92	44.25	44.59	36.65	30.03	33.34	11.25	33.73
<i>Glamys devoogdi</i>	35.61	33.68	34.65	25.88	19.86	22.87	11.78	51.49
<i>Glamys fordi</i>	50.65	42.07	46.36	43.87	27.82	35.85	10.52	29.33
<i>Glamys olallensis</i>	24.00	22.32	23.16	14.33	10.65	12.49	10.67	85.43
<i>Glamys priscus</i>	29.15	26.77	27.96	19.17	14.03	16.60	11.36	68.43
<i>Glamys umbriae</i>	43.97	41.48	42.73	35.49	27.24	31.37	11.36	36.22
<i>Gliravus aff. robiacensis</i>	26.82			16.93				
<i>Gliravus alvarezae</i>	38.25	41.68	39.97	28.80	27.43	28.12	11.85	42.15
<i>Gliravus caracensis</i>	31.73			21.77				
<i>Gliravus hispanicus</i>	39.15	36.93	38.04	29.82	22.84	26.33	11.71	44.47
<i>Gliravus majori</i>	31.90	31.41	31.66	21.94	17.87	19.91	11.75	59.03
<i>Gliravus meridionalis</i>	43.21	36.20	39.71	34.58	22.16	28.37	11.34	39.95
<i>Gliravus minor</i>	19.30			10.34				
<i>Gliravus pyrenaicus</i>	48.64	48.34	48.49	41.29	34.34	37.82	10.68	28.23
<i>Gliravus robiacensis</i>	28.84	28.72	28.78	18.86	15.60	17.23	11.55	67.03
<i>Glirudinus aff. engesseri</i>	32.56	29.88	31.22	22.63	16.57	19.60	11.62	59.29
<i>Glirudinus aff. gracilis</i>	34.58	35.11	34.85	24.76	21.15	22.96	11.89	51.80
<i>Glirudinus aff. modestus</i>	30.11	29.71	29.91	20.12	16.43	18.28	11.64	63.67

## cont. Appendix 3

species	equation Gliridae			equation all-rodents			dif	%
	inf-mass	sup-mass	mean-mass	inf-mass	sup-mass	mean-mass		
<i>Glirudinus antiquus</i>	33.06	32.10	32.58	23.15	18.47	20.81	11.77	56.56
<i>Glirudinus bouziguensis</i>	29.47			19.49				
<i>Glirudinus engesseri</i>	33.39	30.90	32.15	23.50	17.43	20.47	11.68	57.07
<i>Glirudinus euryodon</i>		39.75			25.53			
<i>Glirudinus glirulus</i>	40.79	39.56	40.18	31.72	25.35	28.54	11.64	40.79
<i>Glirudinus gracilis</i>	49.44	48.13	48.79	42.31	34.11	38.21	10.58	27.68
<i>Glirudinus haramiensis</i>	38.25	35.83	37.04	28.80	21.82	25.31	11.73	46.35
<i>Glirudinus minutus</i>	30.59	31.24	30.92	20.61	17.72	19.17	11.75	61.31
<i>Glirudinus modestus</i>	32.23	30.90	31.57	22.28	17.43	19.86	11.71	58.98
<i>Glirudinus undosus</i>	40.97	40.52	40.75	31.93	26.28	29.11	11.64	39.99
<i>Glirulus agelakisi</i>	46.08	47.09	46.59	38.08	33.01	35.55	11.04	31.06
<i>Glirulus diremptus</i>		32.10			18.47			
<i>Glirulus eggingensis</i>	65.49	61.10	63.30	64.49	48.97	56.73	6.57	11.57
<i>Glirulus ekremi</i>	35.27	32.27	33.77	25.50	18.62	22.06	11.71	53.08
<i>Glirulus lissiensis</i>	30.92	29.21	30.07	20.94	16.01	18.48	11.59	62.73
<i>Glirulus minor</i>	24.15	21.59	22.87	14.46	10.13	12.30	10.58	86.01
<i>Glis galitopouli</i>	51.66	49.17	50.42	45.20	35.24	40.22	10.20	25.35
<i>Glis minor</i>	95.86	86.77	91.32	114.14	83.30	98.72	-7.41	-7.50
<i>Glis transversus</i>		49.38			35.47			
<i>Graphiurops austriacus</i>		32.62			18.93			
<i>Heissigia bolligeri</i>		54.99			41.75			
<i>Heteromyoxus aff. schlosseri</i>	80.78			88.31				
<i>Hypnomys eliomyoides</i>	131.32	127.48	129.40	182.95	149.20	166.08	-36.68	-22.08
<i>Margaritamys llulli</i>	98.03	89.23	93.63	118.04	86.90	102.47	-8.84	-8.63
<i>Microdyromys cf. complicatus</i>		30.39			17.00			
<i>Microdyromys complicatus</i>	34.24	32.45	33.35	24.40	18.77	21.59	11.76	54.48
<i>Microdyromys heissigi</i>	22.71	21.30	22.01	13.19	9.92	11.56	10.45	90.44
<i>Microdyromys hildebrandti</i>	20.23	18.64	19.44	11.09	8.11	9.609.84	102.45	
<i>Microdyromys koenigswaldi</i>	38.79	37.67	38.23	29.41	23.54	26.48	11.76	44.40
<i>Microdyromys koenigswaldi</i> + <i>complicatus</i>	39.69	37.49	38.59	30.45	23.36	26.91	11.69	43.43
<i>Microdyromys legidensis</i> + <i>P.murinus</i>	32.72			22.80				
<i>Microdyromys misonnei</i>	31.08	27.57	29.33	21.10	14.67	17.89	11.44	63.96
<i>Microdyromys monspeliensis</i>	30.11	26.13	28.12	20.12	13.53	16.83	11.30	67.13
<i>Microdyromys monspeliensis</i> + <i>complicatus</i>	35.61			25.88				
<i>Microdyromys monspeliensis</i> + <i>koenigswaldi</i>	36.66	38.24	37.45	27.03	24.07	25.55	11.90	46.58
<i>Microdyromys monspeliensis</i> + <i>P.murinus</i>	31.73			21.77				
<i>Microdyromys praemurinus</i>	28.37	27.09	27.73	18.41	14.28	16.35	11.39	69.65
<i>Microdyromys praemurinus</i> / <i>miocaenicus</i>	31.08			21.10				
<i>Microdyromys</i> <i>puntarronensis</i>	31.24	28.72	29.98	21.27	15.60	18.44	11.55	62.63
<i>Microdyromys remmerti</i>	46.08	43.05	44.57	38.08	28.81	33.45	11.12	33.25
<i>Microdyromys sinuosus</i>	49.44	55.88	52.66	42.31	42.77	42.54	10.12	23.79
<i>Miodyromys aegercii</i>	64.81			63.49				

## cont. Appendix 3

species	equation Gliridae			equation all-rodents			dif	%
	inf-mass	sup-mass	mean-mass	inf-mass	sup-mass	mean-mass		
<i>Miodyromys aff. aegercii</i>	52.48	48.55	50.52	46.28	34.56	40.42	10.10	24.98
<i>Miodyromys aff. aegercii.</i>	66.86	62.73	64.80	66.53	50.97	58.75	6.05	10.29
<i>Miodyromys biradiculus</i>	43.02	42.46	42.74	34.35	28.22	31.29	11.46	36.61
<i>Miodyromys hamadryas</i>	50.04	44.65	47.35	43.09	30.45	36.77	10.58	28.76
<i>Miodyromys hugueneyae</i>	83.04			92.05				
<i>Miodyromys praecox</i>	46.66	44.85	45.76	38.81	30.66	34.74	11.02	31.73
<i>Moissenetia paguerensis</i>	31.90			21.94				
<i>Moissenetia ziegleri</i>	31.40	28.72	30.06	21.44	15.60	18.52	11.54	62.31
<i>Muscardinus austriacus</i>	42.46	51.08	46.77	33.68	37.33	35.51	11.27	31.73
<i>Muscardinus hispanicus</i>	40.24	44.25	42.25	31.08	30.03	30.56	11.69	38.26
<i>Muscardinus pliocaenicus</i>	46.86			39.05				
<i>Muscardinus vallesiensis</i>	61.45	87.04	74.25	58.63	83.70	71.17	3.08	4.33
<i>Myoglis antecedens</i>		86.50			82.91			
<i>Myoglis cf. ucrainicus</i>	121.84	126.84	124.34	163.51	148.06	155.79	-31.45	-20.18
<i>Myoglis meini</i>	106.65	112.11	109.38	133.93	122.82	128.38	-19.00	-14.80
<i>Myoglis truyolsi</i>		64.15			52.72			
<i>Myoglis ucrainicus</i>	95.59	94.52	95.06	113.66	94.83	104.25	-9.19	-8.82
<i>Myomimus dehmi</i>	33.39	31.58	32.49	23.50	18.02	20.76	11.73	56.48
<i>Myomimus marisensis</i>	37.89	38.61	38.25	28.40	24.43	26.42	11.84	44.80
<i>Myomimus qafzensis</i>	48.64	51.08	49.86	41.29	37.33	39.31	10.55	26.84
<i>Myomimus roachi</i>	48.44	52.80	50.62	41.04	39.26	40.15	10.47	26.08
<i>Oligodyromys aff. attenuatus</i>	47.06	43.05	45.06	39.30	28.81	34.06	11.00	32.30
<i>Oligodyromys attenuatus</i>	39.69	36.75	38.22	30.45	22.67	26.56	11.66	43.90
<i>Oligodyromys bahloi</i>	35.61	31.41	33.51	25.88	17.87	21.88	11.64	53.19
<i>Oligodyromys cf. parvus</i>		36.75			22.67			
<i>Oligodyromys libanicus</i>	59.04	56.77	57.91	55.21	43.81	49.51	8.40	16.96
<i>Oligodyromys parvus</i>	42.08	39.94	41.01	33.24	25.72	29.48	11.53	39.11
<i>Oligodyromys planus</i>	46.86	45.26	46.06	39.05	31.08	35.07	11.00	31.36
<i>Oligodyromys sjeni</i>	66.86	62.73	64.80	66.53	50.97	58.75	6.05	10.29
<i>Paraglrulus aff. werenfelsi</i>	45.89	43.25	44.57	37.84	29.02	33.43	11.14	33.32
<i>Paraglrulus werenfelsi</i>	54.14	50.87	52.51	48.49	37.10	42.80	9.71	22.69
<i>Paraglis aff. fugax</i>	54.56	56.10	55.33	49.05	43.03	46.04	9.29	20.18
<i>Paraglis complicatus</i>	63.68	58.81	61.25	61.84	46.21	54.03	7.22	13.36
<i>Paraglis fugax</i>	57.53	56.77	57.15	53.11	43.81	48.46	8.69	17.93
<i>Paraglis ingens</i>	57.75	55.21	56.48	53.41	42.00	47.71	8.78	18.39
<i>Peridyromys aff. murinus</i>	32.39	30.90	31.65	22.45	17.43	19.94	11.71	58.70
<i>Peridyromys aquatilis</i>	33.73	33.15	33.44	23.86	19.39	21.63	11.82	54.64
<i>Peridyromys brailioni</i>	66.40	60.87	63.64	65.84	48.69	57.27	6.37	11.12
<i>Peridyromys columbarii</i>		36.75			22.67			
<i>Peridyromys jaegeri</i>	38.07	38.05	38.06	28.60	23.89	26.25	11.82	45.02
<i>Peridyromys lavocati</i>	39.33	37.12	38.23	30.03	23.02	26.53	11.70	44.11
<i>Peridyromys murinus</i>	32.23	32.10	32.17	22.28	18.47	20.38	11.79	57.87
<i>Peridyromys nombrevillae</i>	34.24	32.97	33.61	24.40	19.23	21.82	11.79	54.05
<i>Peridyromys obtusangulus</i> +murinus		33.32			19.55			
<i>Peridyromys occitanus</i>	39.69	39.18	39.44	30.45	24.98	27.72	11.72	42.29
<i>Peridyromys ordinasi</i>	38.25	35.47	36.86	28.80	21.48	25.14	11.72	46.62
<i>Peridyromys prosper</i>		48.75			34.79			
<i>Peridyromys turbatus</i>	43.21	40.32	41.77	34.58	26.09	30.34	11.43	37.68



## cont. Appendix 3

species	equation Gliridae			equation all-rodents			dif	%
	inf-mass	sup-mass	mean-mass	inf-mass	sup-mass	mean-mass		
<i>Plesiodryomys toriformis</i>	39.15	37.30	38.23	29.82	23.19	26.51	11.72	44.22
<i>Praearamantomys crusafonti</i>	82.79	83.27	83.03	91.63	78.27	84.95	-1.92	-2.26
<i>Prodryomys brailloni</i>	54.56	53.24	53.90	49.05	39.75	44.40	9.50	21.40
<i>Prodryomys gregarius</i>	71.05	70.93	70.99	72.87	61.39	67.13	3.86	5.75
<i>Pseudodryomys aff. simplicidens</i>		36.93			22.84			
<i>Pseudodryomys granatensis</i>	74.63	71.43	73.03	78.44	62.04	70.24	2.79	3.97
<i>Pseudodryomys ibericus</i>	58.39	57.67	58.03	54.31	44.87	49.59	8.44	17.02
<i>Pseudodryomys rex</i>	79.53			86.28				
<i>Pseudodryomys simplicidens</i>	47.06	46.07	46.57	39.30	31.93	35.62	10.95	30.75
<i>Ramys aff. multicrestatus</i>	59.26			55.52				
<i>Ramys multicrestatus</i>	43.02	39.18	41.10	34.35	24.98	29.67	11.44	38.55
<i>Ramys perezii</i>	60.13	56.33	58.23	56.75	43.29	50.02	8.21	16.41
<i>Seorsumuscardinus alpinus</i>	50.85	53.46	52.16	44.14	39.99	42.07	10.09	23.99
<i>Stertomyss aff. daamsi</i>	112.68	102.27	107.48	145.43	106.85	126.14	-18.67	-14.80
<i>Stertomyss aff. degiulii</i>	83.80	78.28	81.04	93.32	71.28	82.30	-1.26	-1.53
<i>Stertomyss cf. daamsi</i>	107.22	99.08	103.15	135.00	101.84	118.42	-15.27	-12.89
<i>Stertomyss cf. degiulii</i>	77.56	77.77	77.67	83.09	70.56	76.83	0.84	1.09
<i>Stertomyss daamsi</i>	135.71	121.42	128.57	192.18	138.58	165.38	-36.82	-22.26
<i>Stertomyss daunius</i>	346.86	322.36	334.61	784.25	608.24	696.25	-361.64	-51.94
<i>Stertomyss degiulii</i>	75.36	68.96	72.16	79.59	58.83	69.21	2.95	4.26
<i>Stertomyss laticrestatus</i>	469.31	446.14	457.73	1233.79	995.10	1114.45	-656.72	-58.93
<i>Stertomyss lyrifer</i>	164.77	152.36	158.57	257.03	195.46	226.25	-67.68	-29.91
<i>Stertomyss simplex</i>	137.93	121.42	129.68	196.91	138.58	167.75	-38.07	-22.70
<i>Suevoglis wannemacheri</i>	80.53	78.54	79.54	87.90	71.63	79.77	-0.23	-0.29
<i>Tempestia hartenbergeri</i>	59.70	53.67	56.69	56.13	40.24	48.19	8.50	17.64
<i>Vasseuromys aff. duplex</i>	41.15	37.67	39.41	32.15	23.54	27.85	11.57	41.53
<i>Vasseuromys aff. elegans</i>	31.90	30.39	31.15	21.94	17.00	19.47	11.68	59.96
<i>Vasseuromys aff. priscus</i>	40.97	38.42	39.70	31.93	24.25	28.09	11.61	41.31
<i>Vasseuromys bacchius</i>	97.49	83.54	90.52	117.06	78.65	97.86	-7.34	-7.50
<i>Vasseuromys duplex</i>	41.34	38.99	40.17	32.36	24.80	28.58	11.59	40.54
<i>Vasseuromys elegans</i>	32.56	31.07	31.82	22.63	17.58	20.11	11.71	58.24
<i>Vasseuromys pannonicus</i>	47.25	45.46	46.36	39.54	31.29	35.42	10.94	30.89
<i>Vasseuromys priscus</i>	43.78	42.27	43.03	35.26	28.02	31.64	11.39	35.98
<i>Vasseuromys rugosus</i>	50.24	51.29	50.77	43.35	37.57	40.46	10.31	25.47

## Appendix 4 Eomyidae

species	equation Geomyoidea			equation all-rodents			dif	%
	inf-mass	sup-mass	mean-mass	inf-mass	sup-mass	mean-mass		
<i>Eomyodon mayoi</i>	22.16	13.49	17.83	17.36	12.21	14.79	3.04	20.56
<i>Eomyops aff. catalaunicus</i>	26.17	16.49	21.33	20.77	15.20	17.99	3.35	18.60
<i>Eomyops aff. oppligeri</i>		13.26			11.98			
<i>Eomyops catalaunicus</i>	28.33	17.30	22.82	22.63	16.01	19.32	3.50	18.09
<i>Eomyops noeliae</i>	35.19	23.30	29.25	28.60	22.16	25.38	3.86	15.23
<i>Eomyops oppligeri</i>		13.61			12.32			
<i>Eomys + Pseudotheridomys</i>	45.61	27.24	36.43	37.84	26.28	32.06	4.36	13.62
<i>Eomys aff. antiquus</i>	32.08	19.28	25.68	25.88	18.02	21.95	3.73	16.99

## cont. Appendix 4

species	equation Geomyoidea			equation all-rodents			dif	%
	inf-mass	sup-mass	mean-mass	inf-mass	sup-mass	mean-mass		
<i>Eomys aff. huerzeleri</i>		52.87			54.20			
<i>Eomys aff. zitteli</i>	43.50	26.00	34.75	35.95	24.98	30.47	4.29	14.07
<i>Eomys aff. zitteli+aff.major</i>	50.58	34.59	42.59	42.31	34.11	38.21	4.38	11.45
<i>Eomys alulghensis</i>	52.60	32.75	42.68	44.14	32.14	38.14	4.54	11.89
<i>Eomys antiquus</i>	29.75	18.13	23.94	23.86	16.85	20.36	3.59	17.61
<i>Eomys cf. major</i>	87.60	48.43	68.02	76.56	49.25	62.91	5.11	8.12
<i>Eomys gigas</i>	136.96	77.03	107.00	124.04	81.73	102.89	4.11	3.99
<i>Eomys huerzeleri</i>	78.39	53.41	65.90	67.91	54.81	61.36	4.54	7.40
<i>Eomys major</i>	78.76	49.71	64.24	68.25	50.68	59.47	4.77	8.02
<i>Eomys quercyi</i>	87.20	57.27	72.24	76.18	59.14	67.66	4.58	6.76
<i>Eomys zitteli</i>	48.06	27.42	37.74	40.04	26.47	33.26	4.49	13.49
<i>Eomys zitteli + quercyi</i>	53.18	33.77	43.48	44.67	33.23	38.95	4.53	11.62
<i>Keramidomys cf. mohleri</i>	17.94			13.81				
<i>Keramidomys ermannorum</i>	18.86	12.68	15.77	14.59	11.41	13.00	2.77	21.31
<i>Keramidomys mohleri</i>		17.71			16.43			
<i>Keramidomys thaleri</i>	16.31	10.74	13.53	12.47	9.52	11.00	2.53	23.01
<i>Ligerimys antiquus</i>	43.24	27.24	35.24	35.72	26.28	31.00	4.24	13.68
<i>Ligerimys ellipticus</i>	42.21	30.02	36.12	34.81	29.22	32.02	4.10	12.81
<i>Ligerimys fahlbuschi</i>	62.11	39.79	50.95	52.81	39.75	46.28	4.67	10.09
<i>Ligerimys florancei</i>	51.73	32.35	42.04	43.35	31.71	37.53	4.51	12.02
<i>Ligerimys freudenthali</i>	47.78			39.79				
<i>Ligerimys lophidens</i>	63.08	40.25	51.67	53.70	40.24	46.97	4.70	10.00
<i>Ligerimys magnus</i>	84.07	54.77	69.42	73.24	56.33	64.79	4.64	7.15
<i>Ligerimys palomae</i>	41.45	25.14	33.30	34.13	24.07	29.10	4.20	14.42
<i>Pseudotheridomys aff. schaubi</i>	26.56	15.84	21.20	21.10	14.54	17.82	3.38	18.97
<i>Pseudotheridomys aff. schaubi/parvulus</i>	26.75	16.63	21.69	21.27	15.33	18.30	3.39	18.52
<i>Pseudotheridomys cf. parvulus</i>	37.77			30.87				
<i>Pseudotheridomys fejfari</i>		43.27			43.55			
<i>Pseudotheridomys Ligerimys trans.A</i>	48.89	29.83	39.36	40.79	29.02	34.91	4.46	12.76
<i>Pseudotheridomys Ligerimys trans.A+B</i>	48.33	29.45	38.89	40.29	28.61	34.45	4.44	12.89
<i>Pseudotheridomys Ligerimys trans.B</i>	48.33	29.26	38.80	40.29	28.42	34.36	4.44	12.92
<i>Pseudotheridomys parvulus</i>	35.89	19.57	27.73	29.21	18.32	23.77	3.97	16.68
<i>Pseudotheridomys pusillus</i>	32.51			26.26				
<i>Rhodanomys aff. hugueneyae</i>	54.96	35.43	45.20	46.28	35.01	40.65	4.55	11.19
<i>Rhodanomys cf. oscensis</i>	41.45	27.60	34.53	34.13	26.66	30.40	4.13	13.59
<i>Rhodanomys hugueneyae</i>	53.18	36.71	44.95	44.67	36.39	40.53	4.42	10.89
<i>Rhodanomys schlosseri</i>	36.35	26.88	31.62	29.62	25.90	27.76	3.86	13.89
<i>Rhodanomys transiens</i>	44.28	29.07	36.68	36.65	28.22	32.44	4.24	13.07
<i>Rhodanomys transiens/latens</i>	46.96	31.37	39.17	39.05	30.66	34.86	4.31	12.37
<i>Ritteneria manca</i>	27.14	20.16	23.65	21.60	18.93	20.27	3.39	16.70
<i>Ritteneria molinae</i>	33.39	23.46	28.43	27.03	22.33	24.68	3.75	15.17

## Appendix 5 Sciuridae

species	equation Sciuridae			equation all-rodents			dif	%
	inf-mass	sup-mass	mean-mass	inf-mass	sup-mass	mean-mass		
<i>Albanensia grimmi</i>	1463.35	1349.77	1406.56	1159.21	1093.93	1126.57	279.99	24.85
<i>Allomys ernii</i>	380.83	376.62	378.73	344.80	344.53	344.67	34.06	9.88
<i>Aragoxerus ignis</i>	35.36			40.54				
<i>Atlantoxerus adroveri</i>	450.08	316.55	383.32	400.79	294.40	347.60	35.72	10.28
<i>Atlantoxerus blacki</i>	356.40	230.50	293.45	324.81	220.91	272.86	20.59	7.55
<i>Atlantoxerus getulus</i>	295.42	270.77	283.10	274.29	255.57	264.93	18.17	6.86
<i>Atlantoxerus idubedensis</i>	277.72	192.96	235.34	259.45	188.08	223.77	11.58	5.17
<i>Atlantoxerus martini</i>	141.71	117.24	129.48	141.53	119.81	130.67	-1.20	-0.91
<i>Blackia miocaenica</i>	77.22	53.43	65.33	81.91	58.83	70.37	-5.05	-7.17
<i>Blackia ulmensis</i>	125.22	90.09	107.66	126.60	94.40	110.50	-2.85	-2.57
<i>Eutamias orlovi</i>	96.65	92.82	94.74	100.26	96.98	98.62	-3.89	-3.94
<i>Forsythia gaudryi</i>	214.84			205.88				
<i>Heteroxerus aff. rubricati</i>	138.67	86.10	112.39	138.78	90.60	114.69	-2.31	-2.01
<i>Heteroxerus cf. huerzeleri</i>	136.86	158.44	147.65	137.15	157.35	147.25	0.40	0.27
<i>Heteroxerus cf. rubricati</i>	98.08	85.23	91.66	101.60	89.77	95.69	-4.03	-4.21
<i>Heteroxerus grivensis</i>	162.95	131.21	147.08	160.50	132.66	146.58	0.50	0.34
<i>Heteroxerus laocati</i>	121.86	98.45	110.16	123.53	102.29	112.91	-2.76	-2.44
<i>Heteroxerus molinensis</i>	251.63	198.27	224.95	237.39	192.76	215.08	9.88	4.59
<i>Heteroxerus paulhiacensis</i>	71.64	58.67	65.16	76.56	64.02	70.29	-5.13	-7.31
<i>Heteroxerus rubricati</i>	109.54	79.71	94.63	112.23	84.49	98.36	-3.74	-3.80
<i>Lagrivea vireti</i>	599.88			519.17				
<i>Miopetaurista albanensis</i>	1156.91	957.24	1057.08	938.08	801.51	869.80	187.28	21.53
<i>Miopetaurista crusafonti</i>		1333.19			1081.76			
<i>Miopetaurista dehmi</i>		520.27			461.57			
<i>Miopetaurista lappi</i>	1259.90	1004.28	1132.09	1012.98	837.08	925.03	207.06	22.38
<i>Miopetaurista sansaniensis</i>	614.51	577.89	596.20	530.56	507.61	519.09	77.12	14.86
<i>Miopetaurista tobieni</i>	3090.79			2273.30				
<i>Neopetes hoeckarum</i>	178.95	146.26	162.61	174.63	146.36	160.50	2.11	1.31
<i>Palaeosciurus cf. fissurae</i>	406.36	285.17	345.77	365.55	267.85	316.70	29.06	9.18
<i>Palaeosciurus feignouxii</i>	291.42	214.78	253.10	270.95	207.24	239.10	14.01	5.86
<i>Palaeosciurus fissurae</i>	345.14	232.20	288.67	315.55	222.39	268.97	19.70	7.32
<i>Palaeosciurus obtusidens</i>	641.09			551.20				
<i>Palaeosciurus sutteri</i>	326.56	267.94	297.25	300.21	253.16	276.69	20.57	7.43
<i>Paracitellus cingulatus</i>	1916.36	1499.38	1707.87	1477.97	1203.12	1340.55	367.33	27.40
<i>Paracitellus eminens</i>	1223.19	797.44	1010.32	986.35	679.38	832.87	177.45	21.31
<i>Paracitellus marmoreus</i>	277.72	169.90	223.81	259.45	167.62	213.54	10.28	4.81
<i>Pliopetaurista bressana</i>		153.87			153.24			
<i>Pliopetaurista dehneli</i>	576.03	443.90	509.97	500.54	399.79	450.17	59.80	13.28
<i>Pliopetaurista kollmanni</i>	146.05			145.43				
<i>Pliopetaurista pliocaenica</i>	879.93			733.13				
<i>Pliopetaurista schaubi</i>	658.10			564.34				
<i>Pliopetes cf. hungaricus</i>	142.94			142.64				
<i>Sciurus vulgaris</i>	341.82	297.06	319.44	312.81	277.94	295.38	24.07	8.15
<i>Sciurus warthae</i>	433.01	508.65	470.83	387.07	452.23	419.65	51.18	12.20
<i>Spermophilinus besana</i>	136.86	122.15	129.51	137.15	124.34	130.75	-1.24	-0.95
<i>Spermophilinus bredai</i>	197.49	154.52	176.01	190.85	153.82	172.34	3.67	2.13
<i>Spermophilinus bredai-turolensis</i>	258.91	214.78	236.85	243.56	207.24	225.40	11.45	5.08

## cont. Appendix 5

species	equation Sciuridae			equation all-rodents			dif	%
	inf-mass	sup-mass	mean-mass	inf-mass	sup-mass	mean-mass		
<i>Spermophilinus cf. bredai</i>	261.68			245.91				
<i>Spermophilinus turolensis</i>	287.46	262.36	274.91	267.63	248.38	258.01	16.91	6.55

## Appendix 6 Dipodidae

species	equation Dipodidae			equation all-rodents			dif	%
	inf-mass	sup-mass	mean-mass	inf-mass	sup-mass	mean-mass		
<i>Eozapus intermedius</i>	13.41			17.51				
<i>Plesiosminthus aff. schaubi</i>	17.53			22.28				
<i>Plesiosminthus promyarian</i>	15.24	16.58	15.91	19.65	21.32	20.49	-4.58	-22.33
<i>Plesiosminthus schaubi</i>	14.04	17.03	15.54	18.25	21.82	20.04	-4.50	-22.46
<i>Protozapus intermedius</i>	11.84	12.34	12.09	15.66	16.57	16.12	-4.03	-24.98
<i>Sminthozapus janossyi</i>	13.53	18.13	15.83	17.66	23.02	20.34	-4.51	-22.17

## Appendix 7a

Order	Family	Genus	Species	kg min	kg max	Source
Monotremata	Tachyglossidae	Tachyglossus	aculeatus	1.4	7	CRC;WLK
Monotremata	Tachyglossidae	Zaglossus	attenboroughi	1	3	WIK
Monotremata	Tachyglossidae	Zaglossus	bartoni	5	10	WIK
Monotremata	Tachyglossidae	Zaglossus	bruijini	5	16.5	ADW
Monotremata	Ornithorhynchidae	Ornithorhynchus	anatinus	0.500	2.5	WLK;CRC
Didelphimorphia	Didelphidae	Caluromys	philander	0.115	0.460	CRC;RIH
Didelphimorphia	Didelphidae	Caluromys	derbianus	0.200	0.500	UBI;B&N
Didelphimorphia	Didelphidae	Caluromys	lanatus	0.100	0.520	BRA;PAD
Didelphimorphia	Didelphidae	Caluromysiops	irrupta	0.250	0.445	AGE;GAR
Didelphimorphia	Didelphidae	Glironia	venusta	0.083	0.225	GLV;EDG
Didelphimorphia	Didelphidae	Chironectes	minimus	0.500	1.3	PAR
Didelphimorphia	Didelphidae	Didelphis	aurita	0.670	1.800	PAR
Didelphimorphia	Didelphidae	Didelphis	imperfecta			
Didelphimorphia	Didelphidae	Didelphis	marsupialis	0.235	3.96	CRC;LOM
Didelphimorphia	Didelphidae	Didelphis	pernigra			
Didelphimorphia	Didelphidae	Didelphis	virginiana	0.300	6.4	CRC;ADW
Didelphimorphia	Didelphidae	Didelphis	albiventris	0.400	2.75	MOM;CRC
Didelphimorphia	Didelphidae	Gracilinanus	formosus	0.085		LOM
Didelphimorphia	Didelphidae	Gracilinanus	emiliae	0.008	0.026	MOM;SDZ_NRF
Didelphimorphia	Didelphidae	Gracilinanus	microtarsus	0.013	0.040	SAV;AVN
Didelphimorphia	Didelphidae	Gracilinanus	marica	0.024		MOM
Didelphimorphia	Didelphidae	Gracilinanus	dryas	0.018	0.019	MNT;PAN
Didelphimorphia	Didelphidae	Gracilinanus	aceramarcae	0.020	0.034	SLA;EDG
Didelphimorphia	Didelphidae	Gracilinanus	agricolai	0.018		VLJ
Didelphimorphia	Didelphidae	Gracilinanus	agilis	0.012	0.045	GRA;PAR
Didelphimorphia	Didelphidae	Gracilinanus	ignitus	0.030		GRA
Didelphimorphia	Didelphidae	Hyladelphys	kalinowskii	0.0079	0.018	HYA;VOL
Didelphimorphia	Didelphidae	Lestodelphys	halli	0.060	0.090	GAR
Didelphimorphia	Didelphidae	Lutreolina	crassicaudata	0.176	1.5	PAR
Didelphimorphia	Didelphidae	Marmosa	murina	0.013	0.108	MNT;LOM
Didelphimorphia	Didelphidae	Marmosa	xerophila	0.0417	0.0625	MOM;GOR

## cont. Appendix 7a

Order	Family	Genus	Species	kg min	kg max	Source
Didelphimorphia	Didelphidae	Marmosa	tyleriana	0.032		MOM
Didelphimorphia	Didelphidae	Marmosa	rubra	0.059	0.067	EMS
Didelphimorphia	Didelphidae	Marmosa	quichua			
Didelphimorphia	Didelphidae	Marmosa	mexicana	0.012	0.130	HOM;B&N
Didelphimorphia	Didelphidae	Marmosa	lepida	0.010	0.018	EMS;CRC
Didelphimorphia	Didelphidae	Marmosa	andersoni	0.035	0.130	EDG;ARK
Didelphimorphia	Didelphidae	Marmosa	robinsoni	0.036	0.134	EMS;LOM
Didelphimorphia	Didelphidae	Marmosops	handleyi	0.024	0.085	EDG
Didelphimorphia	Didelphidae	Marmosops	juninensis			
Didelphimorphia	Didelphidae	Marmosops	pinheiroi	0.019	0.033	VOL
Didelphimorphia	Didelphidae	Marmosops	paulensis	0.020	0.070	MNT
Didelphimorphia	Didelphidae	Marmosops	parvidens	0.015	0.033	MOM;VOL
Didelphimorphia	Didelphidae	Marmosops	noctivagus	0.021	0.085	MOM;EMS
Didelphimorphia	Didelphidae	Marmosops	neblina	0.044		PAD
Didelphimorphia	Didelphidae	Marmosops	bishopi	0.017	0.0283	VOT;HIC
Didelphimorphia	Didelphidae	Marmosops	impavidus	0.021	0.049	CRC;VOT
Didelphimorphia	Didelphidae	Marmosops	incanus	0.020	0.130	ADW;CRC
Didelphimorphia	Didelphidae	Marmosops	fuscatus	0.041	0.123	EMS
Didelphimorphia	Didelphidae	Marmosops	dorothea	0.024	0.047	VOT;OLI
Didelphimorphia	Didelphidae	Marmosops	cracens	0.026		MOM
Didelphimorphia	Didelphidae	Marmosops	invictus	0.029	0.041	MOM;PED
Didelphimorphia	Didelphidae	Metachirus	nudicaudatus	0.091	0.800	MNT;WLK(marsup)
Didelphimorphia	Didelphidae	Micoureus	demerarae	0.053	0.230	MNT
Didelphimorphia	Didelphidae	Micoureus	regina	0.021	0.119	SDZ_NRF;MOM
Didelphimorphia	Didelphidae	Micoureus	paraguayanus	0.03	0.230	CRC;PAR
Didelphimorphia	Didelphidae	Micoureus	constantiae	0.035	0.106	BOD
Didelphimorphia	Didelphidae	Micoureus	alstoni	0.060	0.150	GRZ12_770
Didelphimorphia	Didelphidae	Micoureus	phaeus			
Didelphimorphia	Didelphidae	Monodelphis	emiliae	0.020	0.060	CRC;MNT
Didelphimorphia	Didelphidae	Monodelphis	osgoodi	0.112		MOM
Didelphimorphia	Didelphidae	Monodelphis	umbristriata	0.045	0.090	CRC;CHP
Didelphimorphia	Didelphidae	Monodelphis	theresa	0.112		MOM
Didelphimorphia	Didelphidae	Monodelphis	sorex	0.020	0.075	AVN
Didelphimorphia	Didelphidae	Monodelphis	scalops	0.741	0.767	MNT;PAN
Didelphimorphia	Didelphidae	Monodelphis	rubida	0.045	0.046	CRC;MOM
Didelphimorphia	Didelphidae	Monodelphis	palliolata			
Didelphimorphia	Didelphidae	Monodelphis	unistriata	0.055		MOM
Didelphimorphia	Didelphidae	Monodelphis	kunsi	0.0075	0.035	ADW;GRZ12_770
Didelphimorphia	Didelphidae	Monodelphis	glirina			
Didelphimorphia	Didelphidae	Monodelphis	domestica	0.034	0.155	CHP;ADW
Didelphimorphia	Didelphidae	Monodelphis	dimidiata	0.040	0.084	MNT
Didelphimorphia	Didelphidae	Monodelphis	brevicaudata	0.024	0.150	WLK;EMS
Didelphimorphia	Didelphidae	Monodelphis	americana	0.019	0.063	SLA;CRC
Didelphimorphia	Didelphidae	Monodelphis	adusta	0.012	0.040	MNT;SDZ_NRF
Didelphimorphia	Didelphidae	Monodelphis	maraxina			
Didelphimorphia	Didelphidae	Monodelphis	iheringi	0.112		MOM
Didelphimorphia	Didelphidae	Philander	andersoni	0.225	0.450	MNT;HIC
Didelphimorphia	Didelphidae	Philander	opossum	0.150	1.400	CRC;UBI
Didelphimorphia	Didelphidae	Philander	mcilhennyi	0.225	0.425	CRC
Didelphimorphia	Didelphidae	Philander	frenatus	0.074	0.700	GEN;PHI
Didelphimorphia	Didelphidae	Thylamys	pusillus	0.010	0.060	CRC

## cont. Appendix 7a

Order	Family	Genus	Species	kg min	kg max	Source
Didelphimorphia	Didelphidae	Thylamys	venustus	0.042		OLI
Didelphimorphia	Didelphidae	Thylamys	tatei			
Didelphimorphia	Didelphidae	Thylamys	sponsorius			
Didelphimorphia	Didelphidae	Thylamys	velutinus	0.013	0.036	THY
Didelphimorphia	Didelphidae	Thylamys	macrurus	0.021	0.065	SLA;PAR
Didelphimorphia	Didelphidae	Thylamys	karimii	0.015	0.043	DUM;THY
Didelphimorphia	Didelphidae	Thylamys	cinderella			
Didelphimorphia	Didelphidae	Thylamys	elegans	0.018	0.041	MNT
Didelphimorphia	Didelphidae	Thylamys	pallidior	0.015	0.021	MOM;BDD
Didelphimorphia	Didelphidae	Tlacuatzin	canescens	0.038	0.091	MSA;LOM
Paucituberculata	Caenolestidae	Caenolestes	caniventer	0.023	0.061	LNP
Paucituberculata	Caenolestidae	Caenolestes	condorensis	0.048		LNP
Paucituberculata	Caenolestidae	Caenolestes	convelatus	0.025	0.040	CRC;MOM
Paucituberculata	Caenolestidae	Caenolestes	fuliginosus	0.0165	0.041	ADW
Paucituberculata	Caenolestidae	Lestoros	inca	0.014	0.041	CRC;BRA
Paucituberculata	Caenolestidae	Rhyncholestes	raphanurus	0.020	0.032	MNT
Microbiotheria	Microbiotheriidae	Dromiciops	gliroides	0.016	0.042	WLK
Notoryctemorphia	Notoryctidae	Notoryctes	caurinus	0.034	0.066	SAV;WLK
Notoryctemorphia	Notoryctidae	Notoryctes	typhlops	0.035	0.070	ALR;ARK
Dasyuromorphia	Thylacinae	Thylacinus	cynocephalus	15	35	GRZ12_776
Dasyuromorphia	Myrmecobiidae	Myrmecobius	fasciatus	0.280	0.700	ADW;GRZ12_775
Dasyuromorphia	Dasyuridae	Dasyercus	cristicauda	0.050	0.170	CRC;WLK
Dasyuromorphia	Dasyuridae	Dasykaluta	rosamondae	0.020	0.040	GRZ12_774
Dasyuromorphia	Dasyuridae	Dasyuroides	byrnei	0.070	0.158	WLK;SCH
Dasyuromorphia	Dasyuridae	Dasyurus	spartacus	0.487	1.1	BDD;WIK
Dasyuromorphia	Dasyuridae	Dasyurus	albopunctatus	0.403	0.710	BDD;CRC
Dasyuromorphia	Dasyuridae	Dasyurus	viverrinus	0.600	2	WLK;CRC
Dasyuromorphia	Dasyuridae	Dasyurus	geoffroii	0.550	2.9	WLK;ARK
Dasyuromorphia	Dasyuridae	Dasyurus	maculatus	1.15	7	MSA
Dasyuromorphia	Dasyuridae	Dasyurus	hallucatus	0.250	0.900	CRC;WIK
Dasyuromorphia	Dasyuridae	Myoictis	melas	0.131	0.255	BDD;WOL
Dasyuromorphia	Dasyuridae	Myoictis	wallacii	0.206	0.245	WOL
Dasyuromorphia	Dasyuridae	Neophascogale	lorentzi	0.200	0.250	WIK
Dasyuromorphia	Dasyuridae	Parantechinus	apicalis	0.030	0.100	WLK
Dasyuromorphia	Dasyuridae	Phascolosorex	doriae			
Dasyuromorphia	Dasyuridae	Phascolosorex	dorsalis	0.049	0.138	BDD;MOM
Dasyuromorphia	Dasyuridae	Pseudantechinus	bilarni	0.012	0.044	WLK
Dasyuromorphia	Dasyuridae	Pseudantechinus	woolleyae	0.038	0.044	AGE;PAN
Dasyuromorphia	Dasyuridae	Pseudantechinus	roryi	0.017		BDD
Dasyuromorphia	Dasyuridae	Pseudantechinus	ningbing	0.018	0.021	AGE;PAN
Dasyuromorphia	Dasyuridae	Pseudantechinus	macdonnellensis	0.014	0.045	AT2;GRZ12_774
Dasyuromorphia	Dasyuridae	Pseudantechinus	mimulus			
Dasyuromorphia	Dasyuridae	Sarcophilus	harrisii	4.1	12	WLK;EGI
Dasyuromorphia	Dasyuridae	Antechinus	leo	0.030	0.100	DYC
Dasyuromorphia	Dasyuridae	Antechinus	subtropicus	0.029		BDD
Dasyuromorphia	Dasyuridae	Antechinus	stuartii	0.012	0.071	CRC;ADW
Dasyuromorphia	Dasyuridae	Antechinus	minimus	0.025	0.103	CRC
Dasyuromorphia	Dasyuridae	Antechinus	flavipes	0.018	0.079	CRC;TNR
Dasyuromorphia	Dasyuridae	Antechinus	bellus	0.026	0.066	CRC
Dasyuromorphia	Dasyuridae	Antechinus	agilis	0.016	0.022	WIK;PAN
Dasyuromorphia	Dasyuridae	Antechinus	adustus			

## cont. Appendix 7a

Order	Family	Genus	Species	kg min	kg max	Source
Dasyuromorphia	Dasyuridae	Antechinus	swainsonii	0.031	0.178	WLK;CRC
Dasyuromorphia	Dasyuridae	Antechinus	godmani	0.054	0.125	CRC
Dasyuromorphia	Dasyuridae	Micromurexia	habbema			
Dasyuromorphia	Dasyuridae	Murexechinus	melanurus	0.026	0.070	CRC
Dasyuromorphia	Dasyuridae	Murexia	longicaudata	0.057	0.437	WLK;SLA
Dasyuromorphia	Dasyuridae	Paramurexia	rothschildi	0.032	0.062	WLK;BDD
Dasyuromorphia	Dasyuridae	Phascomurexia	naso	0.037	0.063	BDD;CRC
Dasyuromorphia	Dasyuridae	Phascogale	calura	0.0335	0.070	NAG;ANI
Dasyuromorphia	Dasyuridae	Phascogale	tapoatafa	0.110	0.311	WLK;ADW
Dasyuromorphia	Dasyuridae	Antechinomys	laniger	0.0085	0.033	AT2;CRC
Dasyuromorphia	Dasyuridae	Ningau	yvonnae	0.007	0.012	MOM;GEI
Dasyuromorphia	Dasyuridae	Ningau	ridei	0.007	0.013	CRC
Dasyuromorphia	Dasyuridae	Ningau	timealeyi	0.002	0.011	CRC;AGE
Dasyuromorphia	Dasyuridae	Sminthopsis	griseoventer	0.015	0.025	WIK
Dasyuromorphia	Dasyuridae	Sminthopsis	virginiae	0.011	0.080	BDD;CRC
Dasyuromorphia	Dasyuridae	Sminthopsis	psammophila	0.026	0.042	WIK;CRC
Dasyuromorphia	Dasyuridae	Sminthopsis	ooldea	0.008	0.018	CRC;WIK
Dasyuromorphia	Dasyuridae	Sminthopsis	murina	0.012	0.041	WIK;BRA
Dasyuromorphia	Dasyuridae	Sminthopsis	macroura	0.015	0.028	WIK;GEI
Dasyuromorphia	Dasyuridae	Sminthopsis	longicaudata	0.015	0.020	WIK
Dasyuromorphia	Dasyuridae	Sminthopsis	leucopus	0.007	0.041	CRC
Dasyuromorphia	Dasyuridae	Sminthopsis	douglasi	0.040	0.070	WIK
Dasyuromorphia	Dasyuridae	Sminthopsis	hirtipes	0.009	0.019	BDD;WIK
Dasyuromorphia	Dasyuridae	Sminthopsis	youngsoni	0.009	0.014	WIK
Dasyuromorphia	Dasyuridae	Sminthopsis	fuliginosus			
Dasyuromorphia	Dasyuridae	Sminthopsis	dolichura	0.010	0.020	WIK
Dasyuromorphia	Dasyuridae	Sminthopsis	crassicaudata	0.010	0.020	WLK;WIK
Dasyuromorphia	Dasyuridae	Sminthopsis	butleri	0.010	0.025	WIK;MOM
Dasyuromorphia	Dasyuridae	Sminthopsis	boullangerensis	0.0095	0.017	WIK
Dasyuromorphia	Dasyuridae	Sminthopsis	bindi	0.010	0.025	WIK
Dasyuromorphia	Dasyuridae	Sminthopsis	archeri	0.015	0.020	WIK
Dasyuromorphia	Dasyuridae	Sminthopsis	aitkeni	0.020	0.025	WIK
Dasyuromorphia	Dasyuridae	Sminthopsis	granulipes	0.018	0.037	WIK;CRC
Dasyuromorphia	Dasyuridae	Sminthopsis	gilberti	0.014	0.025	WIK
Dasyuromorphia	Dasyuridae	Planigale	gilesi	0.005	0.016	CRC
Dasyuromorphia	Dasyuridae	Planigale	tenuirostris	0.004	0.009	ADW
Dasyuromorphia	Dasyuridae	Planigale	novaeguineae	0.009	0.015	BDD;MOM
Dasyuromorphia	Dasyuridae	Planigale	ingrami	0.004	0.0108	MOM;SAV
Dasyuromorphia	Dasyuridae	Planigale	maculata	0.006	0.022	CRC
Peramelemorphia	Thylacomyidae	Macrotis	lagotis	0.600	2.5	WLK
Peramelemorphia	Thylacomyidae	Macrotis	leucura	0.300	1.600	ADW
Peramelemorphia	Chaeropodidae	Chaeropus	ecaudatus	0.200	0.327	SLA;BDD
Peramelemorphia	Peramelidae	Isoodon	auratus	0.267	0.670	WLK
Peramelemorphia	Peramelidae	Isoodon	macrourus	0.500	3.1	WLK
Peramelemorphia	Peramelidae	Isoodon	obesulus	0.400	1.6	WLK
Peramelemorphia	Peramelidae	Perameles	nasuta	0.500	1.9	WLK
Peramelemorphia	Peramelidae	Perameles	gunnii	0.450	1.5	WLK;ARK
Peramelemorphia	Peramelidae	Perameles	eremiana	0.500		PAN
Peramelemorphia	Peramelidae	Perameles	bougainville	0.190	0.457	WLK;BDD
Peramelemorphia	Peramelidae	Peroryctes	raffrayana	0.650	1.0	WLK
Peramelemorphia	Peramelidae	Peroryctes	broadbenti	4.8		MOM

## cont. Appendix 7a

Order	Family	Genus	Species	kg min	kg max	Source
Peramelemorphia	Peramelidae	Echymipera	clara	0.825	1.7	WLK
Peramelemorphia	Peramelidae	Echymipera	davidi	0.817	0.950	PAN;MOM
Peramelemorphia	Peramelidae	Echymipera	echinista	1	1.205	MOM;PAN
Peramelemorphia	Peramelidae	Echymipera	kalubu	0.405	2	WIK
Peramelemorphia	Peramelidae	Echymipera	rufescens	0.500	2	WLK
Peramelemorphia	Peramelidae	Microperoryctes	longicauda	0.350	0.670	WLK
Peramelemorphia	Peramelidae	Microperoryctes	murina			
Peramelemorphia	Peramelidae	Microperoryctes	papuensis	0.137	0.158	WLK;PAN
Peramelemorphia	Peramelidae	Rhyncholeles	prattorum	0.907		BDD
Diprotodontia	Phascolarctidae	Phascolarctos	cinereus	3.65	15	CRC;WLK
Diprotodontia	Vombatidae	Lasiorhinus	krefftii	25	40	ADW
Diprotodontia	Vombatidae	Lasiorhinus	latifrons	19	32	ADW
Diprotodontia	Vombatidae	Vombatus	ursinus	15	39	WLK;ALR
Diprotodontia	Burramyidae	Burramys	parvus	0.030	0.082	HOZ
Diprotodontia	Burramyidae	Cercartetus	nanus	0.012	0.070	BDD;SAV
Diprotodontia	Burramyidae	Cercartetus	caudatus	0.016	0.071	CRC;SDZ_ASRF
Diprotodontia	Burramyidae	Cercartetus	concinus	0.008	0.020	HOZ
Diprotodontia	Burramyidae	Cercartetus	lepidus	0.006	0.013	HOZ;GEI
Diprotodontia	Phalangeridae	Ailurops	melanotis			
Diprotodontia	Phalangeridae	Ailurops	ursinus	7	10	WLK
Diprotodontia	Phalangeridae	Phalanger	lullulae	1.495	2.050	MSA;ADW
Diprotodontia	Phalangeridae	Phalanger	vestitus	1.4	2.4	CRC
Diprotodontia	Phalangeridae	Phalanger	sericeus	1.329	2.41	SIE;CRC
Diprotodontia	Phalangeridae	Phalanger	rothschildi	1.244	1.38	BDD;SLA
Diprotodontia	Phalangeridae	Phalanger	ornatus	1.37	1.79	CRC;PAN
Diprotodontia	Phalangeridae	Phalanger	orientalis	1	5	ADW
Diprotodontia	Phalangeridae	Phalanger	mimicus	1.473		BDD
Diprotodontia	Phalangeridae	Phalanger	matabiru			
Diprotodontia	Phalangeridae	Phalanger	intercastellanus	1.434	2.2	BDD;HOZ
Diprotodontia	Phalangeridae	Phalanger	gymnotis	0.954	4.85	SIE;CRC
Diprotodontia	Phalangeridae	Phalanger	carmelitae	1.02	2.047	CRC;MOM
Diprotodontia	Phalangeridae	Phalanger	alexandrae			
Diprotodontia	Phalangeridae	Phalanger	matanim	1.1	2	CRC
Diprotodontia	Phalangeridae	Spilococus	rufoniger	5.5	6.6	CRC
Diprotodontia	Phalangeridae	Spilococus	kraemeri	1.547		BDD
Diprotodontia	Phalangeridae	Spilococus	maculatus	1.045	6.457	SDZ_ASRF;SLA
Diprotodontia	Phalangeridae	Spilococus	papuensis			
Diprotodontia	Phalangeridae	Strigococcus	celebensis	1		ADW
Diprotodontia	Phalangeridae	Strigococcus	pelengensis	0.916	1.150	CRC;WLK
Diprotodontia	Phalangeridae	Trichosurus	arnhemensis	1.1	4.5	CRC;ADW
Diprotodontia	Phalangeridae	Trichosurus	caninus	2.5	4.5	HOZ
Diprotodontia	Phalangeridae	Trichosurus	cunninghami			
Diprotodontia	Phalangeridae	Trichosurus	johnstonii			
Diprotodontia	Phalangeridae	Trichosurus	vulpecula	1.2	5	HOZ;BRA
Diprotodontia	Phalangeridae	Wyulda	squamicaudata	1.350	2	HOZ
Diprotodontia	Pseudocheiridae	Hemibelideus	lemuroides	0.496	1.3	BDD;SDZ_ASRF
Diprotodontia	Pseudocheiridae	Petauroides	volans	0.900	1.7	HOZ
Diprotodontia	Pseudocheiridae	Petropseudes	dahli	0.631	2	BDD;HOZ
Diprotodontia	Pseudocheiridae	Pseudocheirus	peregrinus	0.500	1.100	ADW;HOZ
Diprotodontia	Pseudocheiridae	Pseudochirulus	caroli	0.437	0.458	SLA;PAN
Diprotodontia	Pseudocheiridae	Pseudochirulus	schlegeli	0.246	0.275	BDD;SLA



## cont. Appendix 7a

Order	Family	Genus	Species	kg min	kg max	Source
Diprotodontia	Pseudocheiridae	Pseudochirulus	mayeri	0.105	0.206	GRZ13_804
Diprotodontia	Pseudocheiridae	Pseudochirulus	larvatus			
Diprotodontia	Pseudocheiridae	Pseudochirulus	herbertensis	0.700	1.530	GRZ13_804;HOZ
Diprotodontia	Pseudocheiridae	Pseudochirulus	forbesi	0.450	0.835	CRC
Diprotodontia	Pseudocheiridae	Pseudochirulus	cinereus	0.700	1.450	HOZ
Diprotodontia	Pseudocheiridae	Pseudochirulus	canescens	0.141	0.350	BDD;GRZ13_804
Diprotodontia	Pseudocheiridae	Pseudochirops	albertsii	0.713	0.875	BDD;CRC
Diprotodontia	Pseudocheiridae	Pseudochirops	archeri	0.670	1.350	HOZ
Diprotodontia	Pseudocheiridae	Pseudochirops	corinnae	0.925	1.123	CRC;MOM
Diprotodontia	Pseudocheiridae	Pseudochirops	coronatus	1.396	1.5	PAN;MOM
Diprotodontia	Pseudocheiridae	Pseudochirops	cupreus	1.021	2.25	BDD;CRC
Diprotodontia	Petauridae	Dactylopsila	tatei	0.252		MOM
Diprotodontia	Petauridae	Dactylopsila	trivirgata	0.246	0.569	WLK;ADW
Diprotodontia	Petauridae	Dactylopsila	palpator	0.320	0.550	CRC
Diprotodontia	Petauridae	Dactylopsila	megalura			
Diprotodontia	Petauridae	Gymnobelideus	leadbeateri	0.070	0.170	CRC;ADW
Diprotodontia	Petauridae	Petaurus	abidi	0.228	0.332	WLK
Diprotodontia	Petauridae	Petaurus	breviceps	0.069	0.160	CRC;WLK
Diprotodontia	Petauridae	Petaurus	norfolcensis	0.190	0.405	HOZ;AGE
Diprotodontia	Petauridae	Petaurus	australis	0.390	0.710	BDD;WLK
Diprotodontia	Petauridae	Petaurus	gracilis	0.255	0.500	HOZ;ARK
Diprotodontia	Petauridae	Petaurus	biacensis	0.085	0.091	BDD;PAN
Diprotodontia	Tarsipedidae	Tarsipes	rostratus	0.005	0.017	CWR;BRA
Diprotodontia	Acrobatidae	Acrabates	pygmaeus	0.009	0.014	BDD;WLK
Diprotodontia	Acrobatidae	Distoechurus	pennatus	0.038	0.062	WLK
Diprotodontia	Macropodidae	Lagorchestes	leporides	1.598	3	BDD;PAN
Diprotodontia	Macropodidae	Lagorchestes	hirsutus	0.78	1.96	WLK;CRC
Diprotodontia	Macropodidae	Lagorchestes	conspicillatus	1.6	4.50	WLK;CRC
Diprotodontia	Macropodidae	Lagorchestes	asomatus	1.5	5	PAN;B&B;extinct
Diprotodontia	Macropodidae	Macropus	fuliginosus	15	121	BRA;CRC
Diprotodontia	Macropodidae	Macropus	giganteus	20	90	MSA;ADW
Diprotodontia	Macropodidae	Macropus	parryi	7	26	ADW
Diprotodontia	Macropodidae	Macropus	dorsalis	5.257	49.5	CRC;ADW
Diprotodontia	Macropodidae	Macropus	eugenii	4	10	ADW;CRC
Diprotodontia	Macropodidae	Macropus	greyi	7.0	10	B&B;PAN
Diprotodontia	Macropodidae	Macropus	parma	2.6	5.9	WLK
Diprotodontia	Macropodidae	Macropus	agilis	9	27	TNR
Diprotodontia	Macropodidae	Macropus	rufogriseus	8.8	27	CRC;BRA
Diprotodontia	Macropodidae	Macropus	irma	4.684	9	BDD;CRC
Diprotodontia	Macropodidae	Macropus	antilopinus	16	49.5	CRC;AGE
Diprotodontia	Macropodidae	Macropus	robustus	6.75	50	ADW;AUS
Diprotodontia	Macropodidae	Macropus	bernardus	13	22	ADW
Diprotodontia	Macropodidae	Macropus	rufus	17	90	CRC;ADW
Diprotodontia	Macropodidae	Dendrolagus	inustus	8	15	ADW
Diprotodontia	Macropodidae	Dendrolagus	lumholtzi	3.7	10	CRC
Diprotodontia	Macropodidae	Dendrolagus	matschiei	4.16	13	BDD;ADW
Diprotodontia	Macropodidae	Dendrolagus	mbaiso	8.5	9.395	IND;PAN
Diprotodontia	Macropodidae	Dendrolagus	pulcherrimus			
Diprotodontia	Macropodidae	Dendrolagus	scottae	8.666	10.471	BDD;SLA
Diprotodontia	Macropodidae	Dendrolagus	spadix	4.947	9.1	BDD;PAN
Diprotodontia	Macropodidae	Dendrolagus	stellarum			

## cont. Appendix 7a

Order	Family	Genus	Species	kg min	kg max	Source
Diprotodontia	Macropodidae	Dendrolagus	ursinus	5.009	13.3	BDD;PAN
Diprotodontia	Macropodidae	Dendrolagus	bennettianus	9.3	13	AGE;CRC
Diprotodontia	Macropodidae	Dendrolagus	dorianus	6.5	14.5	CRC
Diprotodontia	Macropodidae	Dendrolagus	goodfellowi	5.968	10	BDD;ARK
Diprotodontia	Macropodidae	Dorcopsis	luctuosa	3.57	11.6	AGE;WLK
Diprotodontia	Macropodidae	Dorcopsis	muelleri	3.58	9.13	M&F
Diprotodontia	Macropodidae	Dorcopsis	hageni	5	6.75	WLK;B&B
Diprotodontia	Macropodidae	Dorcopsis	atrata	1.8	7.5	ADW;WLK
Diprotodontia	Macropodidae	Dorcopsulus	vanheurni	1.5	2.34	CRC
Diprotodontia	Macropodidae	Dorcopsulus	macleayi	2.5	5	CRC;ADW
Diprotodontia	Macropodidae	Onychogalea	unguifera	4	9	WLK
Diprotodontia	Macropodidae	Onychogalea	lunata	1.313	5	BDD;B&B
Diprotodontia	Macropodidae	Onychogalea	fraenata	1.433	9	BDD;WLK
Diprotodontia	Macropodidae	Petrogale	purpureicollis			
Diprotodontia	Macropodidae	Petrogale	coenensis			
Diprotodontia	Macropodidae	Petrogale	burbidgei	0.960	1.43	WLK
Diprotodontia	Macropodidae	Petrogale	brachyotis	2.494	5	BDD;ADW
Diprotodontia	Macropodidae	Petrogale	assimilis	2.765	5	BDD;B&B
Diprotodontia	Macropodidae	Petrogale	godmani	3.276	5	BDD;CRC
Diprotodontia	Macropodidae	Petrogale	xanthopus	2	9	ADW
Diprotodontia	Macropodidae	Petrogale	sharmani			
Diprotodontia	Macropodidae	Petrogale	herberti	3.977		BDD
Diprotodontia	Macropodidae	Petrogale	inornata	2.262	5	BDD;B&B
Diprotodontia	Macropodidae	Petrogale	lateralis	2.3	7.1	ARK
Diprotodontia	Macropodidae	Petrogale	mareeba	3.186		BDD
Diprotodontia	Macropodidae	Petrogale	concinna	1.05	1.7	WLK
Diprotodontia	Macropodidae	Petrogale	persephone	5	8	CRC
Diprotodontia	Macropodidae	Petrogale	rothschildi	3.4	5.25	MOM;CRC
Diprotodontia	Macropodidae	Petrogale	penicillata	4	10.9	ADW
Diprotodontia	Macropodidae	Setonix	brachyurus	1.9	5	NAG;WLK
Diprotodontia	Macropodidae	Thylogale	calabyi			
Diprotodontia	Macropodidae	Thylogale	browni	3.742	5.478	BDD;MOM
Diprotodontia	Macropodidae	Thylogale	thetis	1.8	9.1	CRC
Diprotodontia	Macropodidae	Thylogale	stigmatica	2.5	6.8	ADW
Diprotodontia	Macropodidae	Thylogale	lanatus			
Diprotodontia	Macropodidae	Thylogale	brunii	3.62	5.48	CRC;PAN
Diprotodontia	Macropodidae	Thylogale	billardieri	1.8	12	BRA;ADW
Diprotodontia	Macropodidae	Wallabia	bicolor	8.949	32	BDD;MOF
Diprotodontia	Macropodidae	Lagostrophus	fasciatus	0.773	3	BDD;WLK
Diprotodontia	Hypsiprymnodontidae	Hypsiprymnodon	moschatus	0.337	0.680	WLK
Diprotodontia	Potoroidae	Aepyprymnus	rufescens	1.36	3.6	WLK
Diprotodontia	Potoroidae	Bettongia	lesueur	0.400	1.8	ADW
Diprotodontia	Potoroidae	Bettongia	penicillata	0.981	1.6	BDD;WLK
Diprotodontia	Potoroidae	Bettongia	tropica	1.015	1.257	BDD;PAN
Diprotodontia	Potoroidae	Bettongia	gaimardi	1.2	2.3	MSA
Diprotodontia	Potoroidae	Caloprymnus	campestris	0.637	1.060	WLK
Diprotodontia	Potoroidae	Potorous	platyops	0.500	0.800	PAN;BDD
Diprotodontia	Potoroidae	Potorous	gilbertii	1.569		PAN
Diprotodontia	Potoroidae	Potorous	longipes	1	2.2	ADW;EDG
Diprotodontia	Potoroidae	Potorous	tridactylus	0.660	2.2	BRA
Afrosoricida	Tenrecidae	Geogale	aurita	0.005	0.0085	WLK

## cont. Appendix 7a

Order	Family	Genus	Species	kg min	kg max	Source
Afrosoricida	Tenrecidae	Limnogale	mergulus	0.060	0.100	RNP;ADW
Afrosoricida	Tenrecidae	Microgale	longicaudata	0.005	0.012	MAD
Afrosoricida	Tenrecidae	Microgale	thomasi	0.012	0.025	RNP;GOO
Afrosoricida	Tenrecidae	Microgale	talazaci	0.030	0.061	RNP;WLK
Afrosoricida	Tenrecidae	Microgale	taiva	0.010	0.026	MAD;STE
Afrosoricida	Tenrecidae	Microgale	soricoides	0.014	0.022	GOO
Afrosoricida	Tenrecidae	Microgale	pusilla	0.0025	0.004	MAD
Afrosoricida	Tenrecidae	Microgale	principula	0.008	0.0125	MAD;GOO
Afrosoricida	Tenrecidae	Microgale	parvula	0.003	0.0047	MAD;GOO
Afrosoricida	Tenrecidae	Microgale	monticola	0.014		MOM
Afrosoricida	Tenrecidae	Microgale	gymnorhyncha	0.012	0.020	MAD
Afrosoricida	Tenrecidae	Microgale	gracilis	0.020	0.025	MAD
Afrosoricida	Tenrecidae	Microgale	fotsifotsy	0.0068	0.015	GOO;MOM
Afrosoricida	Tenrecidae	Microgale	dryas	0.040		MAD
Afrosoricida	Tenrecidae	Microgale	drouhardi	0.011	0.012	MAD;SIE
Afrosoricida	Tenrecidae	Microgale	dobsoni	0.018	0.085	GRZ13_816;WLK
Afrosoricida	Tenrecidae	Microgale	cowani	0.010	0.025	MAD
Afrosoricida	Tenrecidae	Microgale	brevicaudata	0.007	0.012	ADW
Afrosoricida	Tenrecidae	Microgale	nasoloi	0.007		GRZ13_816
Afrosoricida	Tenrecidae	Oryzorictes	hova	0.028	0.048	ADW;WLK
Afrosoricida	Tenrecidae	Oryzorictes	tetradactylus	0.025	0.040	MAD
Afrosoricida	Tenrecidae	Micropotamogale	lamottei	0.064	0.135	BDD;GRZ13_816
Afrosoricida	Tenrecidae	Micropotamogale	ruwenzorii	0.075	0.135	CRC;KIN
Afrosoricida	Tenrecidae	Potamogale	velox	0.300	0.997	ADW;GRZ13_816
Afrosoricida	Tenrecidae	Echinops	telfairi	0.086	0.230	MOM;MAD
Afrosoricida	Tenrecidae	Hemicentetes	semispinosus	0.080	0.280	MSA
Afrosoricida	Tenrecidae	Hemicentetes	nigriceps	0.070	0.160	MAD
Afrosoricida	Tenrecidae	Setifer	setosus	0.180	0.530	WLK;SAV
Afrosoricida	Tenrecidae	Tenrec	ecaudatus	0.345	2.4	BDD;ADW
Afrosoricida	Chrysochloridae	Carpitalpa	arendsi	0.038	0.076	SAS
Afrosoricida	Chrysochloridae	Chlorotalpa	duthieae	0.035		MLH
Afrosoricida	Chrysochloridae	Chlorotalpa	sclateri	0.035	0.070	MLH;ADW
Afrosoricida	Chrysochloridae	Chrysochloris	asiatica	0.025	0.050	GRZ13_815;MLH
Afrosoricida	Chrysochloridae	Chrysochloris	visagiei			notavailable
Afrosoricida	Chrysochloridae	Chrysochloris	stuhlmanni	0.026	0.075	KIN;GRZ13_815
Afrosoricida	Chrysochloridae	Chrysospalax	trevelyani	0.420	0.539	CRC;ADW
Afrosoricida	Chrysochloridae	Chrysospalax	villosus	0.065	0.150	CRC;MLH;
Afrosoricida	Chrysochloridae	Cryptochloris	zyli			notavailable
Afrosoricida	Chrysochloridae	Cryptochloris	wintoni			notavailable
Afrosoricida	Chrysochloridae	Eremitalpa	granti	0.015	0.032	WLK;ADW
Afrosoricida	Chrysochloridae	Amblysomus	corrae			
Afrosoricida	Chrysochloridae	Amblysomus	hottentotus	0.040	0.101	WLK
Afrosoricida	Chrysochloridae	Amblysomus	marleyi			
Afrosoricida	Chrysochloridae	Amblysomus	robustus			
Afrosoricida	Chrysochloridae	Amblysomus	septentrionalis			
Afrosoricida	Chrysochloridae	Calcochloris	obtusirostris	0.020	0.030	WLK
Afrosoricida	Chrysochloridae	Calcochloris	leucorhinus			
Afrosoricida	Chrysochloridae	Calcochloris	tytonis			
Afrosoricida	Chrysochloridae	Neamblysomus	julianae	0.021	0.075	GRZ13_815
Afrosoricida	Chrysochloridae	Neamblysomus	gunningi	0.070		MLH
Macroscelidea	Macroscelididae	Elephantulus	rupestris	0.030	0.077	SDZ_WS;SAS

## cont. Appendix 7a

Order	Family	Genus	Species	kg min	kg max	Source
Macroscelidea	Macroscelididae	Elephantulus	brachyrhynchus	0.030	0.060	BOT;ADW
Macroscelidea	Macroscelididae	Elephantulus	edwardii	0.036	0.065	SAS
Macroscelidea	Macroscelididae	Elephantulus	fuscipes	0.050	0.057	GRZ16_1008;MOM
Macroscelidea	Macroscelididae	Elephantulus	fuscus	0.060		GRZ16_1008
Macroscelidea	Macroscelididae	Elephantulus	intufi	0.035	0.074	SAS
Macroscelidea	Macroscelididae	Elephantulus	myurus	0.038	0.098	SAS
Macroscelidea	Macroscelididae	Elephantulus	revoili	0.032	0.050	MOM;GRZ16_1008
Macroscelidea	Macroscelididae	Elephantulus	rozeti	0.025	0.070	ADW
Macroscelidea	Macroscelididae	Elephantulus	rufescens	0.025	0.098	KIN;GRZ16_1008
Macroscelidea	Macroscelididae	Macroscelides	proboscideus	0.030	0.050	WLK
Macroscelidea	Macroscelididae	Petrodromus	tetradactylus	0.150	0.280	GRZ16_1008;MSA
Macroscelidea	Macroscelididae	Rhynchocyon	chrysopygus	0.408	0.550	GRZ16_1008
Macroscelidea	Macroscelididae	Rhynchocyon	cirnei	0.320	0.550	WLK;ADW
Macroscelidea	Macroscelididae	Rhynchocyon	petersi	0.370	0.520	BDD;GRZ16_1008
Tubulidentata	Orycteropodidae	Orycteropus	afer	32	100	CRC;WLK
Hyracoidea	Procaviidae	Dendrohyrax	arboreus	1.4	4.5	POF
Hyracoidea	Procaviidae	Dendrohyrax	dorsalis	1	5	ADW
Hyracoidea	Procaviidae	Heterohyrax	brucei	0.6	3.63	CRC;SAS
Hyracoidea	Procaviidae	Procavia	capensis	1.5	5.4	CRC;ALR
Proboscidea	Elephantidae	Elephas	maximus	1810	5400	CRC;MSA
Proboscidea	Elephantidae	Loxodonta	africana	1700	6300	CRC;WLK
Proboscidea	Elephantidae	Loxodonta	cyclotis	2700	6654	WLK;BDD
Cingulata	Dasypodidae	Dasypus	septemcinctus	1.45	1.8	PAR
Cingulata	Dasypodidae	Dasypus	yepesi			
Cingulata	Dasypodidae	Dasypus	sabanicola	1.15		MOM
Cingulata	Dasypodidae	Dasypus	pilosus	1.293	4.467	MNT;SLA
Cingulata	Dasypodidae	Dasypus	novemcinctus	2	9.83	PAR
Cingulata	Dasypodidae	Dasypus	kappleri	7.2	13	RIH
Cingulata	Dasypodidae	Dasypus	hybridus	1.090	2.040	PAR
Cingulata	Dasypodidae	Calyptophractus	retusus	0.063	0.130	PAR;PAN
Cingulata	Dasypodidae	Chaetophractus	nationi	2.11	2.17	PAN
Cingulata	Dasypodidae	Chaetophractus	vellerosus	0.257	2.15	PAR;COF
Cingulata	Dasypodidae	Chaetophractus	villosus	1	4.571	PAR;SLA
Cingulata	Dasypodidae	Chlamyphorus	truncatus	0.044	0.120	MOM;GRZ13_812
Cingulata	Dasypodidae	Euphractus	sexcinctus	2	8.190	PAR;SAV
Cingulata	Dasypodidae	Zaedyus	pichiy	1	2	WLK
Cingulata	Dasypodidae	Cabassous	unicinctus	1.6	4.8	EMS;WLK
Cingulata	Dasypodidae	Cabassous	centralis	0.8	4.33	B&N;SAV
Cingulata	Dasypodidae	Cabassous	chacoensis	1.49		MOM
Cingulata	Dasypodidae	Cabassous	tatouay	3.4	6.4	PAR
Cingulata	Dasypodidae	Priodontes	maximus	18.7	60	PAR;CRC
Cingulata	Dasypodidae	Tolypeutes	matacus	0.800	1.6	PAR;ADW
Cingulata	Dasypodidae	Tolypeutes	tricinctus	1.2	1.51	AGE;PAN
Pilosa	Bradypodidae	Bradypus	pygmaeus	2.5	3.5	ARK
Pilosa	Bradypodidae	Bradypus	torquatus	2.25	6.20	EDG
Pilosa	Bradypodidae	Bradypus	tridactylus	1.5	6.5	CRC;RIH
Pilosa	Bradypodidae	Bradypus	variegatus	2.3	5.5	EMS
Pilosa	Megalonychidae	Choloepus	didactylus	4	11.8	MNT;RIH
Pilosa	Megalonychidae	Choloepus	hoffmanni	3.5	9.0	MOM;SDZ_LNR
Pilosa	Cyclopedidae	Cyclopes	didactylus	0.155	0.860	EMS;CRI
Pilosa	Myrmecophagidae	Myrmecophaga	tridactyla	15	55	BDD;ARK

## cont. Appendix 7a

Order	Family	Genus	Species	kg min	kg max	Source
Pilosa	Myrmecophagidae	Tamandua	mexicana	3.5	8.4	WIK;ADW
Pilosa	Myrmecophagidae	Tamandua	tetradactyla	2.54	8.5	PAR
Scandentia	Tupaiidae	Anathana	elliotti	0.160		GRZ13_822
Scandentia	Tupaiidae	Dendrogale	melanura	0.043	0.060	GRZ13_822;MOM
Scandentia	Tupaiidae	Dendrogale	murina	0.035	0.055	LEK
Scandentia	Tupaiidae	Tupaia	moellendorffi			
Scandentia	Tupaiidae	Tupaia	gracilis	0.060	0.114	BOR;CRC
Scandentia	Tupaiidae	Tupaia	tana	0.154	0.797	BOR;CRC
Scandentia	Tupaiidae	Tupaia	splendidula	0.123	0.220	BOR;SAR
Scandentia	Tupaiidae	Tupaia	picta	0.100	0.343	BOR;CRC
Scandentia	Tupaiidae	Tupaia	palawanensis	0.168		PAN
Scandentia	Tupaiidae	Tupaia	nicobarica	0.170	0.173	MOM;CRC
Scandentia	Tupaiidae	Tupaia	montana	0.095	0.283	BOR;MOM
Scandentia	Tupaiidae	Tupaia	belangeri	0.151	0.200	SIE;MOM
Scandentia	Tupaiidae	Tupaia	javanica	0.080	0.105	BDD;CRC
Scandentia	Tupaiidae	Tupaia	minor	0.030	0.090	BOR;CRC
Scandentia	Tupaiidae	Tupaia	glis	0.085	0.300	LEK;BRA
Scandentia	Tupaiidae	Tupaia	dorsalis	0.168	0.265	PAN;CRC
Scandentia	Tupaiidae	Tupaia	chrysogaster	0.168		PAN
Scandentia	Tupaiidae	Tupaia	longipes	0.148	0.196	OKB;WLS
Scandentia	Tupaiidae	Urogale	everetti	0.195	0.350	HKT;MOM
Scandentia	Ptilocercidae	Ptilocercus	lowii	0.023	0.066	CRC;SAR
Primates	Cheirogaleidae	Allocebus	trichotis	0.036	0.100	RAK;ADW
Primates	Cheirogaleidae	Cheirogaleus	crossleyi	0.250	0.500	LEM
Primates	Cheirogaleidae	Cheirogaleus	major	0.177	0.890	ADW;RNP
Primates	Cheirogaleidae	Cheirogaleus	medius	0.120	0.380	BER;ADW
Primates	Cheirogaleidae	Cheirogaleus	minusculus			
Primates	Cheirogaleidae	Cheirogaleus	ravus			
Primates	Cheirogaleidae	Cheirogaleus	sibreei			
Primates	Cheirogaleidae	Cheirogaleus	adipicaudatus			
Primates	Cheirogaleidae	Microcebus	murinus	0.039	0.110	WLK;SCH
Primates	Cheirogaleidae	Microcebus	tavaratra	0.045	0.077	LEM
Primates	Cheirogaleidae	Microcebus	sambiranensis	0.038	0.050	LEM
Primates	Cheirogaleidae	Microcebus	rufus	0.030	0.098	MAD;ADW
Primates	Cheirogaleidae	Microcebus	griseorufus	0.042	0.079	MOM;LEM
Primates	Cheirogaleidae	Microcebus	berthae	0.030	0.038	BER
Primates	Cheirogaleidae	Microcebus	myoxinus	0.024	0.055	WLK;LEM
Primates	Cheirogaleidae	Microcebus	ravelobensis	0.040	0.087	MAD;LEM
Primates	Cheirogaleidae	Mirza	coquereli	0.280	0.350	WLK;DAM
Primates	Cheirogaleidae	Phaner	electromontis	0.350	0.500	LEM
Primates	Cheirogaleidae	Phaner	furcifer	0.300	0.500	WLK
Primates	Cheirogaleidae	Phaner	pallescens	0.330		LEM
Primates	Cheirogaleidae	Phaner	parienti	0.350	0.500	LEM
Primates	Lemuridae	Eulemur	albocollaris	2	2.5	MAD
Primates	Lemuridae	Eulemur	sanfordi	1.8	2.5	ARK;MAD
Primates	Lemuridae	Eulemur	rufus	2	2.75	MAD
Primates	Lemuridae	Eulemur	rubriventer	1.015	3	BDD;ADW
Primates	Lemuridae	Eulemur	mongoz	1	3	MAD;ADW
Primates	Lemuridae	Eulemur	macaco	1.290	2.9	MAD;LEM
Primates	Lemuridae	Eulemur	fulvus	1.4	4.2	CRC;WLK
Primates	Lemuridae	Eulemur	coronatus	1.1	2.5	LEM;AGE

## cont. Appendix 7a

Order	Family	Genus	Species	kg min	kg max	Source
Primates	Lemuridae	Eulemur	cinereiceps	2.0	2.5	LEM
Primates	Lemuridae	Eulemur	albifrons	1.54	2.6	BDD;MAD
Primates	Lemuridae	Eulemur	collaris	2.110	2.5	SCH;MAD
Primates	Lemuridae	Hapalemur	alaotrensis	1.1	1.617	LEM;PAN
Primates	Lemuridae	Hapalemur	occidentalis	0.700	0.800	MAD
Primates	Lemuridae	Hapalemur	griseus	0.670	2	PRI;MOM
Primates	Lemuridae	Hapalemur	aureus	1	2.5	EDG
Primates	Lemuridae	Lemur	catta	1.246	3.5	BDD;MAD
Primates	Lemuridae	Prolemur	simus	1	2.5	EDG;MAD
Primates	Lemuridae	Varecia	rubra	3	4.5	MAD
Primates	Lemuridae	Varecia	variegata	1.25	5	BDD;B&B
Primates	Lepilemuridae	Lepilemur	leucopus	0.500	0.700	MAD
Primates	Lepilemuridae	Lepilemur	septentrionalis	0.700	0.800	MAD
Primates	Lepilemuridae	Lepilemur	ruficaudatus	0.500	0.950	MAD;LEM
Primates	Lepilemuridae	Lepilemur	microdon	0.800	1	MAD
Primates	Lepilemuridae	Lepilemur	edwardsi	0.600	1	MAD;MOM
Primates	Lepilemuridae	Lepilemur	dorsalis	0.500	1	MOM
Primates	Lepilemuridae	Lepilemur	ankaranensis			
Primates	Lepilemuridae	Lepilemur	mustelinus	0.500	1.2	ADW;MAD
Primates	Indriidae	Avahi	laniger	0.600	1.320	ADW;LIN
Primates	Indriidae	Avahi	occidentalis	0.700	1.6	MAD;DAM
Primates	Indriidae	Avahi	unicolor	0.700	1.0	LEM
Primates	Indriidae	Indri	indri	5.8	10	PRI;WLK
Primates	Indriidae	Propithecus	edwardsi	5	6.573	MAD;PAN
Primates	Indriidae	Propithecus	verreauxi	2.95	6	LIN;ADW
Primates	Indriidae	Propithecus	perrieri	4.3	5.5	LEM;MAD
Primates	Indriidae	Propithecus	deckenii	3.0	4.5	LEM;MAD
Primates	Indriidae	Propithecus	coquereli	3.5	4.3	MAD;LEM
Primates	Indriidae	Propithecus	tattersalli	3	7	ADW;EDG
Primates	Indriidae	Propithecus	diadema	3	8.5	PRI;LEM
Primates	Daubentonidae	Daubentonia	madagascariensis	2	3	MAD
Primates	Lorisidae	Arctocebus	aureus	0.150	0.270	DAM
Primates	Lorisidae	Arctocebus	calabarensis	0.150	0.465	HAP;ADW
Primates	Lorisidae	Loris	lydekkerianus	0.227	0.347	LOR
Primates	Lorisidae	Loris	tardigradus	0.085	0.348	WLK
Primates	Lorisidae	Nycticebus	cougang	0.265	2	LOR;WLK
Primates	Lorisidae	Nycticebus	pygmaeus	0.230	1.5	LOR;ADW
Primates	Lorisidae	Nycticebus	bengalensis	1	1.137	GRZ14_861;PAN
Primates	Lorisidae	Perodicticus	potto	0.538	1.6	BDD ;WLK
Primates	Lorisidae	Pseudopotto	martini			
Primates	Galagidae	Euoticus	elegantulus	0.223	0.360	OLS;HAP
Primates	Galagidae	Euoticus	pallidus	0.230	0.360	MOM;PRI
Primates	Galagidae	Galago	gabonensis	0.270	0.280	GRZ14_862
Primates	Galagidae	Galago	thomasi	0.055	0.180	OLS;DAM
Primates	Galagidae	Galago	senegalensis	0.095	0.515	ADW;BDD
Primates	Galagidae	Galago	rondoensis	0.060		DAM
Primates	Galagidae	Galago	nyasae			
Primates	Galagidae	Galago	orinus	0.095	0.120	TAN
Primates	Galagidae	Galago	zanzibaricus	0.104	0.203	OLS
Primates	Galagidae	Galago	matschiei	0.170	0.250	EMS
Primates	Galagidae	Galago	granti	0.110	0.178	BUT

## cont. Appendix 7a

Order	Family	Genus	Species	kg min	kg max	Source
Primates	Galagidae	Galago	alleni	0.188	0.445	HAP;WLK
Primates	Galagidae	Galago	cameronensis			
Primates	Galagidae	Galago	gallarum	0.200	0.250	GRZ14_862;MOM
Primates	Galagidae	Galago	moholi	0.095	0.244	OLS
Primates	Galagidae	Galago	demidoff	0.044	0.120	OLS;KIN
Primates	Galagidae	Otolemur	monteiri	1.577		PAN
Primates	Galagidae	Otolemur	garnettii	0.550	1.314	WIK;SAV
Primates	Galagidae	Otolemur	crassicaudatus	0.550	2	CRC;ADW
Primates	Cebidae	Saguinus	niger	0.225	0.361	BDD
Primates	Cebidae	Saguinus	midas	0.264	0.665	CRC;EMS
Primates	Cebidae	Saguinus	mystax	0.300	0.700	ADW;EMS
Primates	Cebidae	Saguinus	pileatus	0.520		PE2
Primates	Cebidae	Saguinus	nigricollis	0.350	0.519	CRC;AGE
Primates	Cebidae	Saguinus	bicolor	0.428	0.496	LIN;AGE
Primates	Cebidae	Saguinus	fuscicollis	0.265	0.457	DAM;AGE
Primates	Cebidae	Saguinus	leucopus	0.242	0.494	CRC;LIN
Primates	Cebidae	Saguinus	tripartitus	0.371	0.416	CRC
Primates	Cebidae	Saguinus	geoffroyi	0.225	0.903	SAV;BDD
Primates	Cebidae	Saguinus	oedipus	0.205	0.800	BDD;CRC
Primates	Cebidae	Saguinus	martinsi			
Primates	Cebidae	Saguinus	labiatus	0.290	0.650	MOM;EMS
Primates	Cebidae	Saguinus	inustus	0.410	0.803	MOM;LIN
Primates	Cebidae	Saguinus	imperator	0.225	0.580	CRC
Primates	Cebidae	Saguinus	graellsii			
Primates	Cebidae	Saguinus	melanoleucus			
Primates	Cebidae	Callimico	goeldii	0.285	0.860	GOE;WLK
Primates	Cebidae	Callithrix	flaviceps	0.230	0.453	ADW
Primates	Cebidae	Callithrix	kuhlii	0.340	0.400	DAM;ADW
Primates	Cebidae	Callithrix	geoffroyi	0.190	0.360	ARK;DAM
Primates	Cebidae	Callithrix	aurita	0.258	0.450	SDZ_TMF;DAM
Primates	Cebidae	Callithrix	penicillata	0.180	0.454	DAM;ADW
Primates	Cebidae	Callithrix	jacchus	0.095	0.900	BDD;BRA
Primates	Cebidae	Callithrix	nigriceps	0.370	0.401	MNT;PAN
Primates	Cebidae	Callithrix	intermedia			
Primates	Cebidae	Callithrix	leucippe			
Primates	Cebidae	Callithrix	manicorensis			
Primates	Cebidae	Callithrix	marcai			
Primates	Cebidae	Callithrix	melanura	0.380		DAM
Primates	Cebidae	Callithrix	humeralifera	0.170	0.400	DAM;EMS
Primates	Cebidae	Callithrix	saterei	0.400	0.470	DAM
Primates	Cebidae	Callithrix	mauesi	0.315	0.444	MNT;PAN
Primates	Cebidae	Callithrix	emiliae	0.313		DAM
Primates	Cebidae	Callithrix	chrysoleuca			
Primates	Cebidae	Callithrix	argentata	0.170	0.440	DAM;MOM
Primates	Cebidae	Callithrix	acariensis			
Primates	Cebidae	Callithrix	pygmaea	0.070	0.158	MNT;CRC
Primates	Cebidae	Callithrix	humilis	0.150	0.185	WIK
Primates	Cebidae	Leontopithecus	rosalia	0.361	0.800	EMS;DAM
Primates	Cebidae	Leontopithecus	chrysopygus	0.300	0.700	ADW
Primates	Cebidae	Leontopithecus	chrysomelas	0.480	0.710	ARK;ADW
Primates	Cebidae	Leontopithecus	caissara	0.572	0.675	MOM;PRI

## cont. Appendix 7a

Order	Family	Genus	Species	kg min	kg max	Source
Primates	Cebidae	Cebus	apella	1.070	4.8	BDD;ADW
Primates	Cebidae	Cebus	capucinus	0.930	4.3	BDD;UBI
Primates	Cebidae	Cebus	kaapori	2.6	3	PRI;PAN
Primates	Cebidae	Cebus	nigritus	1.660		BDD
Primates	Cebidae	Cebus	olivaceus	1.1	4.3	ADW
Primates	Cebidae	Cebus	xanthosternos	1.3	4.8	ARK
Primates	Cebidae	Cebus	albifrons	1.1	4.32	ADW;CRC
Primates	Cebidae	Cebus	libidinosus			
Primates	Cebidae	Saimiri	boliviensis	0.365	1.135	ADW
Primates	Cebidae	Saimiri	oerstedii	0.278	1.1	MOM;ADW
Primates	Cebidae	Saimiri	sciureus	0.365	1.4	BDD;EMS
Primates	Cebidae	Saimiri	ustus	0.799	1	LIN;MOM
Primates	Cebidae	Saimiri	vanzolinii	0.650	1.13	LIN;ADW
Primates	Atelidae	Ateles	paniscus	2.035	13.5	BDD;EMS
Primates	Atelidae	Ateles	geoffroyi	1.835	9	BDD;PE1
Primates	Atelidae	Ateles	hybridus	7.3	10	ARK
Primates	Atelidae	Ateles	fusciiceps	6	9.163	PED;BDD
Primates	Atelidae	Ateles	marginatus	6	8.5	MOM;PE2
Primates	Atelidae	Ateles	chamek	6	7.13	MOM;PAN
Primates	Atelidae	Ateles	belzebuth	5	10.4	MOM;PE1
Primates	Atelidae	Brachyteles	hypoxanthus	9.5	15	ARK
Primates	Atelidae	Brachyteles	arachnoides	6.9	15	PE1;EMS
Primates	Atelidae	Lagothrix	lagotricha	2.550	12	BDD;PE1
Primates	Atelidae	Lagothrix	lugens			
Primates	Atelidae	Lagothrix	poepigii	3.5	10	ARK
Primates	Atelidae	Lagothrix	cana	7.65	17	PE1
Primates	Atelidae	Oreonax	flavicauda	5.5	10.8	EDG
Primates	Atelidae	Alouatta	seniculus	2.725	11.1	BDD;EMS
Primates	Atelidae	Alouatta	guariba	4	9	ADW;CRC
Primates	Atelidae	Alouatta	belzebul	4.8	8	EMS
Primates	Atelidae	Alouatta	caraya	2.955	10	BDD;ADW
Primates	Atelidae	Alouatta	coibensis			
Primates	Atelidae	Alouatta	macconnelli			
Primates	Atelidae	Alouatta	nigerrima			
Primates	Atelidae	Alouatta	palliata	2.683	10.910	BDD;PE1
Primates	Atelidae	Alouatta	sara	6.611		MOM
Primates	Atelidae	Alouatta	pigra	6.290	11.6	PE1
Primates	Aotidae	Aotus	nigriceps	0.750	1.25	CRC
Primates	Aotidae	Aotus	miconax	0.8	1	MOM;PRI
Primates	Aotidae	Aotus	azarae	0.6	1.4	ADW;CRC
Primates	Aotidae	Aotus	vociferans	0.873	1	MOM;PRI
Primates	Aotidae	Aotus	lemurinus	0.500	1.3	ADW
Primates	Aotidae	Aotus	nancymae	0.425	0.950	PRI;ADW
Primates	Aotidae	Aotus	trivirgatus	0.480	1.2	BDD;CRC
Primates	Aotidae	Aotus	hershkovitzi	0.8	1.020	MOM;SAV
Primates	Pitheciidae	Callicebus	ornatus			
Primates	Pitheciidae	Callicebus	caligatus	0.880	1.000	PRI;SLA
Primates	Pitheciidae	Callicebus	baptista			
Primates	Pitheciidae	Callicebus	brunneus	0.805	1	LIN;PRI
Primates	Pitheciidae	Callicebus	bernhardi			
Primates	Pitheciidae	Callicebus	coimbrai			



## cont. Appendix 7a

Order	Family	Genus	Species	kg min	kg max	Source
Primates	Pitheciidae	Callicebus	barbarabrownae			
Primates	Pitheciidae	Callicebus	stephennashi			
Primates	Pitheciidae	Callicebus	cinerascens	0.992	1.000	MOM;SLA
Primates	Pitheciidae	Callicebus	pallescens			
Primates	Pitheciidae	Callicebus	olallae	0.992	1.000	MOM;SLA
Primates	Pitheciidae	Callicebus	oenanthe	0.992	1.000	MOM;SLA
Primates	Pitheciidae	Callicebus	nigrifrons			
Primates	Pitheciidae	Callicebus	dubius	0.992	1.000	MOM;SLA
Primates	Pitheciidae	Callicebus	hoffmannsi	0.992	1.09	MOM;LIN
Primates	Pitheciidae	Callicebus	personatus	0.970	1.650	GRZ14_872
Primates	Pitheciidae	Callicebus	donacophilus	0.680	0.991	CRC;LIN
Primates	Pitheciidae	Callicebus	discolor			
Primates	Pitheciidae	Callicebus	melanochir			
Primates	Pitheciidae	Callicebus	modestus	0.992	1.000	MOM;SLA
Primates	Pitheciidae	Callicebus	cupreus	0.860	1.5	CRC;PRI
Primates	Pitheciidae	Callicebus	moloch	0.510	1.4	MSA;EMS
Primates	Pitheciidae	Callicebus	regulus			
Primates	Pitheciidae	Callicebus	torquatus	0.800	1.5	EMS
Primates	Pitheciidae	Callicebus	purinus	1.4		PE2
Primates	Pitheciidae	Callicebus	lugens			
Primates	Pitheciidae	Callicebus	lucifer			
Primates	Pitheciidae	Callicebus	medemi			
Primates	Pitheciidae	Cacajao	calvus	2	5.796	ADW;MOM
Primates	Pitheciidae	Cacajao	melanocephalus	2.4	4	EMS
Primates	Pitheciidae	Chiropotes	chiropotes			
Primates	Pitheciidae	Chiropotes	albinasus	2	3.6	ADW;EMS
Primates	Pitheciidae	Chiropotes	utahickae			
Primates	Pitheciidae	Chiropotes	israelita			
Primates	Pitheciidae	Chiropotes	satanas	1.9	4.0	GRZ14_872
Primates	Pitheciidae	Pithecia	pithecia	0.700	2.5	CRC;GRZ14_872
Primates	Pitheciidae	Pithecia	irrorata	1.2	2.5	AGE;SCH
Primates	Pitheciidae	Pithecia	albicans	2.0	2.818	PE2;SLA
Primates	Pitheciidae	Pithecia	aequatorialis	1.2	2.5	AGE;EMS
Primates	Pitheciidae	Pithecia	monachus	1	3.1	ADW;GRZ14_872
Primates	Cercopithecidae	Allenopithecus	nigroviridis	3	7	PRI
Primates	Cercopithecidae	Macaca	leonina	2.05	12	BDD;ARK
Primates	Cercopithecidae	Macaca	maura	4.86	10	BDD;PRI
Primates	Cercopithecidae	Macaca	mulatta	3	13	LEK;CRC
Primates	Cercopithecidae	Macaca	nemestrina	2.287	16.5	BDD;DEP
Primates	Cercopithecidae	Macaca	nigra	3.6	11.2	ARK;CRC
Primates	Cercopithecidae	Macaca	nigrescens			
Primates	Cercopithecidae	Macaca	ochreata	2.6	10.150	MOM;OCH
Primates	Cercopithecidae	Macaca	radiata	2.5	9	PRI;DEP
Primates	Cercopithecidae	Macaca	arctoides	5	15.3	MOM;DEP
Primates	Cercopithecidae	Macaca	hecki			
Primates	Cercopithecidae	Macaca	pagensis	4.5	9.0	ARK
Primates	Cercopithecidae	Macaca	fascicularis	1.21	9	BDD;DAM
Primates	Cercopithecidae	Macaca	cyclopis	4	18	ARK;ADW
Primates	Cercopithecidae	Macaca	assamensis	4.86	15	CRC;DAM
Primates	Cercopithecidae	Macaca	siberu			
Primates	Cercopithecidae	Macaca	silenus	2	15	ARK;ANI

## cont. Appendix 7a

Order	Family	Genus	Species	kg min	kg max	Source
Primates	Cercopithecidae	Macaca	tonkeana	8.6	14.9	DAM;LIN
Primates	Cercopithecidae	Macaca	thibetana	7.81	30	CRC;ARK
Primates	Cercopithecidae	Macaca	sylvanus	2.150	17	SCH;DAM
Primates	Cercopithecidae	Macaca	sinica	1.72	8.4	BDD;ARK
Primates	Cercopithecidae	Macaca	fuscata	5.3	18	BRM;DAM
Primates	Cercopithecidae	Cercocebus	galeritus	5	13	DAM
Primates	Cercopithecidae	Cercocebus	sanjei	7	9	TAN
Primates	Cercopithecidae	Cercocebus	atys	2.25	11.4	BDD;OTS
Primates	Cercopithecidae	Cercocebus	agilis	4.7	8	BDD;MOM
Primates	Cercopithecidae	Cercocebus	chrysogaster			
Primates	Cercopithecidae	Cercocebus	torquatus	3.75	10	SIE;HAP
Primates	Cercopithecidae	Cercopithecus	sclateri	2.5	4	ADW
Primates	Cercopithecidae	Cercopithecus	mona	2	7	ADW;CRC
Primates	Cercopithecidae	Cercopithecus	neglectus	3.96	8	CRC;DAM
Primates	Cercopithecidae	Cercopithecus	nictitans	2.95	7	CRC;HAP
Primates	Cercopithecidae	Cercopithecus	petaurista	1.8	5.0	CRC;OTS
Primates	Cercopithecidae	Cercopithecus	pogonias	2.2	5.1	BUY
Primates	Cercopithecidae	Cercopithecus	roloway			
Primates	Cercopithecidae	Cercopithecus	solatus	3.9	9	PRI;ARK
Primates	Cercopithecidae	Cercopithecus	wolfi	2.87	4.5	LIN;PRI
Primates	Cercopithecidae	Cercopithecus	mitis	2.7	12	DAM;KIN
Primates	Cercopithecidae	Cercopithecus	kandti	3.5	12	IGC
Primates	Cercopithecidae	Cercopithecus	preussi	2.9	10	BUY;ANI
Primates	Cercopithecidae	Cercopithecus	doggetti			
Primates	Cercopithecidae	Cercopithecus	albugularis	4.540	12	SAS;TAN
Primates	Cercopithecidae	Cercopithecus	ascanius	1.8	7	WLK;CRC
Primates	Cercopithecidae	Cercopithecus	campbelli	2.0	5.5	OTS
Primates	Cercopithecidae	Cercopithecus	cephus	1.915	4.29	BDD;LIN
Primates	Cercopithecidae	Cercopithecus	diana	2.9	7.1	OTS;CRC
Primates	Cercopithecidae	Cercopithecus	dryas	2.78	3.090	PAN;SLA
Primates	Cercopithecidae	Cercopithecus	erythrogaster	2.0	4.1	ANI;LIN
Primates	Cercopithecidae	Cercopithecus	erythrotis	2.4	5.6	BUY
Primates	Cercopithecidae	Cercopithecus	hamlyni	3.36	10	LIN;ADW
Primates	Cercopithecidae	Cercopithecus	lhoesti	3	7.5	DAM;PRI
Primates	Cercopithecidae	Cercopithecus	lowei			
Primates	Cercopithecidae	Cercopithecus	denti	2.07		INO
Primates	Cercopithecidae	Chlorocebus	cynosuros	2.92	3.88	BDD
Primates	Cercopithecidae	Chlorocebus	sabaeus	1.314	4.082	BDD
Primates	Cercopithecidae	Chlorocebus	tantalus	3		HAP
Primates	Cercopithecidae	Chlorocebus	djamdjamensis			
Primates	Cercopithecidae	Chlorocebus	aethiops	1.37	9	BDD;KIN
Primates	Cercopithecidae	Chlorocebus	pygerythrus	3.41	9	SAS;TAN
Primates	Cercopithecidae	Erythrocebus	patas	2.825	25	BDD;KIN
Primates	Cercopithecidae	Lophocebus	albigena	2.35	11	BDD;KIN
Primates	Cercopithecidae	Lophocebus	aterrimus	3	12	GRZ14_875
Primates	Cercopithecidae	Lophocebus	opdenboschi			
Primates	Cercopithecidae	Mandrillus	leucophaeus	6.5	45	BUY;WIK
Primates	Cercopithecidae	Mandrillus	sphinx	8	54	ARK;WLK
Primates	Cercopithecidae	Miopithecus	talapoin	0.735	2	CRC;ANG
Primates	Cercopithecidae	Miopithecus	ogouensis			
Primates	Cercopithecidae	Papio	cynocephalus	5.443	50	BDD;KIN

## cont. Appendix 7a

Order	Family	Genus	Species	kg min	kg max	Source
Primates	Cercopithecidae	Papio	ursinus	12	43.54	STU;SAS
Primates	Cercopithecidae	Papio	hamadryas	9.2	37	ADW;DAM
Primates	Cercopithecidae	Papio	anubis	4.99	33.3	BDD;CRC
Primates	Cercopithecidae	Papio	papio	4.08	26	BDD;ADW
Primates	Cercopithecidae	Theropithecus	gelada	3.57	21	BDD;ADW
Primates	Cercopithecidae	Colobus	angolensis	6	23	PRI;TAN
Primates	Cercopithecidae	Colobus	guereza	5	18	ADW;SDZ_AFR
Primates	Cercopithecidae	Colobus	polykomos	5	23	GRZ14_874;KIN
Primates	Cercopithecidae	Colobus	satanas	4	14	GRZ14_874
Primates	Cercopithecidae	Colobus	vellerosus	6.9	9.9	OAT;ARK
Primates	Cercopithecidae	Nasalis	larvatus	7	23.6	WLK;CRC
Primates	Cercopithecidae	Ptilocolobus	preussi	8.866	9.772	PAN;SLA
Primates	Cercopithecidae	Ptilocolobus	tholloni			
Primates	Cercopithecidae	Ptilocolobus	rufomitratu	5.1	11.3	ADW
Primates	Cercopithecidae	Ptilocolobus	pennantii	5.8	11	GRV;BUY
Primates	Cercopithecidae	Ptilocolobus	kirkii	5.2	11.3	ARK
Primates	Cercopithecidae	Ptilocolobus	gordonorum	7	13	ARK
Primates	Cercopithecidae	Ptilocolobus	foai	12		GRV
Primates	Cercopithecidae	Ptilocolobus	tephrosceles	7	12.5	TAN
Primates	Cercopithecidae	Ptilocolobus	badius	5.1	14.5	ARK;POF
Primates	Cercopithecidae	Presbytis	frontata	5.56	6.16	LIN;PAN
Primates	Cercopithecidae	Presbytis	thomasi	5	8.1	ADW
Primates	Cercopithecidae	Presbytis	siamensis	5.895	6.88	PAN;BRM
Primates	Cercopithecidae	Presbytis	rubicunda	5.7	6.61	MOM;LIN
Primates	Cercopithecidae	Presbytis	potenziani	6.17	6.5	LIN;PRI
Primates	Cercopithecidae	Presbytis	natunae	4.54	6.458	BRM;OKB
Primates	Cercopithecidae	Presbytis	hosei	5.5	7.0	ARK
Primates	Cercopithecidae	Presbytis	femoralis	6	7.079	PRI;SLA
Primates	Cercopithecidae	Presbytis	chrysomelas	7.0		OKB
Primates	Cercopithecidae	Presbytis	comata	6.0	8.0	ANI
Primates	Cercopithecidae	Presbytis	melalophos	3	7	CRC;LEK
Primates	Cercopithecidae	Procolobus	verus	2.2	5.7	ADW;OTS
Primates	Cercopithecidae	Pygathrix	nigripes	8	11	ARK
Primates	Cercopithecidae	Pygathrix	nemaeus	5	18.56	WIK;TOU
Primates	Cercopithecidae	Pygathrix	cinerea			
Primates	Cercopithecidae	Rhinopithecus	brelichi	8	16.5	ANI;CRC
Primates	Cercopithecidae	Rhinopithecus	bieti	6.5	20.3	CAT;CRC
Primates	Cercopithecidae	Rhinopithecus	avunculus	8	15	ANI
Primates	Cercopithecidae	Rhinopithecus	roxellana	6.5	39	ARK
Primates	Cercopithecidae	Semnopithecus	priam			
Primates	Cercopithecidae	Semnopithecus	ajax			
Primates	Cercopithecidae	Semnopithecus	hypoleucos	10.027		PAN
Primates	Cercopithecidae	Semnopithecus	hector			
Primates	Cercopithecidae	Semnopithecus	entellus	4.4	23.6	BDD;WLK
Primates	Cercopithecidae	Semnopithecus	schistaceus	16	21	SIK
Primates	Cercopithecidae	Semnopithecus	dussumieri			
Primates	Cercopithecidae	Simias	concolor	6.2	9.15	SIM;LIN
Primates	Cercopithecidae	Trachypithecus	geei	5.66	12	CRC;ARK
Primates	Cercopithecidae	Trachypithecus	shortridgei			
Primates	Cercopithecidae	Trachypithecus	poliocephalus	6.7	20	ARK;PRI
Primates	Cercopithecidae	Trachypithecus	pileatus	7.79	14	CRC;ARK

## cont. Appendix 7a

Order	Family	Genus	Species	kg min	kg max	Source
Primates	Cercopithecidae	Trachypithecus	phayrei	5	9	WIK;LEK
Primates	Cercopithecidae	Trachypithecus	obscurus	3	9	CRC;LEK
Primates	Cercopithecidae	Trachypithecus	laotum			
Primates	Cercopithecidae	Trachypithecus	germaini			
Primates	Cercopithecidae	Trachypithecus	francoisi	4.3	14	ADW
Primates	Cercopithecidae	Trachypithecus	ebenus			
Primates	Cercopithecidae	Trachypithecus	delacouri	6.2	10.5	ARK
Primates	Cercopithecidae	Trachypithecus	cristatus	3.0	8.87	CRC;BRM
Primates	Cercopithecidae	Trachypithecus	barbei			
Primates	Cercopithecidae	Trachypithecus	auratus	7	9.72	ARK;CRC
Primates	Cercopithecidae	Trachypithecus	hatinhensis	6	9	TRH
Primates	Cercopithecidae	Trachypithecus	vetulus	3.1	9.4	ARK
Primates	Cercopithecidae	Trachypithecus	johnii	10.4	13.4	MOM
Primates	Hylobatidae	Bunopithecus	hoolock	6	9	WIKE
Primates	Hylobatidae	Hylobates	albibarbis	5.822		OKB
Primates	Hylobatidae	Hylobates	klossii	5.6	6	PRI;ARK
Primates	Hylobatidae	Hylobates	agilis	4	8	ADW;CRC
Primates	Hylobatidae	Hylobates	muelleri	4	8	ADW
Primates	Hylobatidae	Hylobates	moloch	4	9	ADW
Primates	Hylobatidae	Hylobates	lar	1.9	10	SIE;ATA
Primates	Hylobatidae	Hylobates	pileatus	4	10.45	LEK;GRZ14_876
Primates	Hylobatidae	Nomascus	concolor	4.5	9	GRZ14_876
Primates	Hylobatidae	Nomascus	siki			
Primates	Hylobatidae	Nomascus	gabrielae	5.8	11	GRZ14_876
Primates	Hylobatidae	Nomascus	leucogenys	5.6	7.32	GRZ14_876;PAN
Primates	Hylobatidae	Nomascus	hainanus			
Primates	Hylobatidae	Symphalangus	syndactylus	6	16	CRC;IND
Primates	Hominidae	Gorilla	gorilla	68	300	GRZ14_877;ATA
Primates	Hominidae	Gorilla	beringei	70	200	ADW
Primates	Hominidae	Homo	sapiens			
Primates	Hominidae	Pan	paniscus	27	61	WLK
Primates	Hominidae	Pan	trogloodytes	26	80	WLK;KIN
Primates	Hominidae	Pongo	abelii	39.696	90	PAN;ARK
Primates	Hominidae	Pongo	pygmaeus	30	100	WLK;ECA
Primates	Tarsiidae	Tarsius	pelengensis	0.165	0.170	PAN;BRM
Primates	Tarsiidae	Tarsius	pumilus	0.080	0.165	ADW
Primates	Tarsiidae	Tarsius	sangirensis	0.165		PAN
Primates	Tarsiidae	Tarsius	syrichta	0.085	0.170	ADW;CRC
Primates	Tarsiidae	Tarsius	bancanus	0.078	0.165	MOM;ADW
Primates	Tarsiidae	Tarsius	dentatus	0.095	0.111	ADW;PAN
Primates	Tarsiidae	Tarsius	tarsier	0.080	0.200	ADW;SLA
Rodentia	Aplodontiidae	Aplodontia	rufa	0.500	1.8	BUR;GRZ16_970
Rodentia	Sciuridae	Ratufa	affinis	0.875	1.575	BOR;WIKE
Rodentia	Sciuridae	Ratufa	bicolor	1	3	CVM;VIE
Rodentia	Sciuridae	Ratufa	indica	1.010	3	BDD;ADW
Rodentia	Sciuridae	Ratufa	macroura	1.05	3	CRC;ADW
Rodentia	Sciuridae	Sciurillus	pusillus	0.033	0.080	EMS;SDZ_NRF
Rodentia	Sciuridae	Microsciurus	alfari	0.072	0.105	UBI
Rodentia	Sciuridae	Microsciurus	santanderensis	0.100		MOM
Rodentia	Sciuridae	Microsciurus	mimulus	0.120		HAY
Rodentia	Sciuridae	Microsciurus	flaviventer	0.060	0.170	EMS;HIC

## cont. Appendix 7a

Order	Family	Genus	Species	kg min	kg max	Source
Rodentia	Sciuridae	Rheithrosciurus	macrotris	0.893	2	HAY;WLK
Rodentia	Sciuridae	Sciurus	carolinensis	0.200	1	BRA
Rodentia	Sciuridae	Sciurus	nayaritensis	0.498	0.820	B&N;GRZ16_973
Rodentia	Sciuridae	Sciurus	niger	0.328	1.400	BDD;GRZ16_973
Rodentia	Sciuridae	Sciurus	oculatus	0.410	0.750	GRZ16_973;CRC
Rodentia	Sciuridae	Sciurus	variegatoides	0.428	0.909	EMS
Rodentia	Sciuridae	Sciurus	vulgaris	0.200	0.600	CRC;ADW
Rodentia	Sciuridae	Sciurus	colliaei	0.335	0.498	HAY;MOM
Rodentia	Sciuridae	Sciurus	aureogaster	0.200	0.690	SDZ_NRF;CRC
Rodentia	Sciuridae	Sciurus	arizonensis	0.521	0.874	MSA
Rodentia	Sciuridae	Sciurus	yucatanensis	0.225	0.454	MOM;HAY
Rodentia	Sciuridae	Sciurus	alleni	0.290	0.750	MSA;B&N
Rodentia	Sciuridae	Sciurus	lis	0.176	0.310	TAH
Rodentia	Sciuridae	Sciurus	deppei	0.190	0.301	HAY;MSA
Rodentia	Sciuridae	Sciurus	aberti	0.450	0.971	GRZ16_973;NAM
Rodentia	Sciuridae	Sciurus	stramineus	0.300	0.470	SDZ_NRF;MNT
Rodentia	Sciuridae	Sciurus	richmondi	0.205	0.284	MOM;MSA
Rodentia	Sciuridae	Sciurus	pucheranii	0.100	0.803	HAY;MOM(error?)
Rodentia	Sciuridae	Sciurus	sanborni	0.136	0.150	MOM;SDZ_NRF
Rodentia	Sciuridae	Sciurus	gilvicularis	0.794	0.803	SLA;MOM
Rodentia	Sciuridae	Sciurus	granatensis	0.122	0.538	LOM;UBI
Rodentia	Sciuridae	Sciurus	ignitus	0.190	0.240	MOM;EMS
Rodentia	Sciuridae	Sciurus	aestuans	0.118	0.450	SDZ_TMF;IWO
Rodentia	Sciuridae	Sciurus	anomalus	0.208	0.500	KRY
Rodentia	Sciuridae	Sciurus	flammifer	4.266	4.293	SLA;MOM
Rodentia	Sciuridae	Sciurus	pyrrhinus	0.482		MOM
Rodentia	Sciuridae	Sciurus	griseus	0.350	1.0	ADW;GRZ16_973
Rodentia	Sciuridae	Sciurus	spadiceus	0.300	0.660	CRC;MNT
Rodentia	Sciuridae	Sciurus	igniventris	0.372	0.900	HIC;EMS
Rodentia	Sciuridae	Syntheosciurus	brochus	0.143	0.170	HAY
Rodentia	Sciuridae	Tamiasciurus	hudsonicus	0.140	0.282	NAM;MSA
Rodentia	Sciuridae	Tamiasciurus	mearnsi			
Rodentia	Sciuridae	Tamiasciurus	douglasii	0.141	0.312	NAM
Rodentia	Sciuridae	Aeretes	melanopterus			
Rodentia	Sciuridae	Aeromys	thomasi	1.117	1.490	HAY;WLK
Rodentia	Sciuridae	Aeromys	tephromelas	0.891	1.5	SLA;CRC
Rodentia	Sciuridae	Belomys	pearsonii	0.156	0.217	HAY;CRC
Rodentia	Sciuridae	Biswamoyopterus	biswasi			
Rodentia	Sciuridae	Eoglaucmys	fimbriatus	0.300	0.900	WLK
Rodentia	Sciuridae	Eupetaurus	cinereus	2.5		WLK
Rodentia	Sciuridae	Glaucmys	volans	0.040	0.114	CRC
Rodentia	Sciuridae	Glaucmys	sabrinus	0.038	0.212	WHI;GLS
Rodentia	Sciuridae	Hylopetes	winstoni	0.093	0.199	CRC;OKB
Rodentia	Sciuridae	Hylopetes	spadiceus	0.050	0.157	MOM;WLK
Rodentia	Sciuridae	Hylopetes	sipora	0.089		HAY
Rodentia	Sciuridae	Hylopetes	platyurus	0.027	0.057	CRC;PAN
Rodentia	Sciuridae	Hylopetes	phayrei	0.113	0.227	HAY;MOM
Rodentia	Sciuridae	Hylopetes	nigripes	0.534		HAY
Rodentia	Sciuridae	Hylopetes	lepidus	0.021	0.110	CRC
Rodentia	Sciuridae	Hylopetes	alboniger	0.236	0.269	CRC;HAY
Rodentia	Sciuridae	Hylopetes	bartelsi	0.055	0.088	OKB;CRC

## cont. Appendix 7a

Order	Family	Genus	Species	kg min	kg max	Source
Rodentia	Sciuridae	Iomys	horsfieldii	0.120	0.231	MOM;GRZ16_971
Rodentia	Sciuridae	Iomys	sipora			
Rodentia	Sciuridae	Petaurillus	hosei	0.021	0.089	HAY;ADW
Rodentia	Sciuridae	Petaurillus	kinlochii	0.020	0.040	HAY;MOM
Rodentia	Sciuridae	Petaurillus	emiliae	0.014		HAY
Rodentia	Sciuridae	Petaurista	leucogenys	1.0	1.65	ADW;AGE
Rodentia	Sciuridae	Petaurista	alborufus	1.223	4.29	PFL;CRC
Rodentia	Sciuridae	Petaurista	elegans	0.760	1.56	HAY;CRC
Rodentia	Sciuridae	Petaurista	magnificus	1.475	1.800	PAN;HAY
Rodentia	Sciuridae	Petaurista	petaurista	0.989	3.19	PFL;CRC
Rodentia	Sciuridae	Petaurista	philippensis	1.652	2.268	MOM;HAY
Rodentia	Sciuridae	Petaurista	xanthotis	0.965	1.9	HAY;CRC
Rodentia	Sciuridae	Petaurista	nobilis	2.71		HAY
Rodentia	Sciuridae	Petinomys	crinitus	1.13		HAY
Rodentia	Sciuridae	Petinomys	vordermanni	0.022	0.052	WLK;CRC
Rodentia	Sciuridae	Petinomys	setosus	0.026	0.058	WLK
Rodentia	Sciuridae	Petinomys	sagitta	0.050		MOM
Rodentia	Sciuridae	Petinomys	mindanensis			
Rodentia	Sciuridae	Petinomys	lugens	0.433		HAY
Rodentia	Sciuridae	Petinomys	hageni	0.346	0.388	HAY
Rodentia	Sciuridae	Petinomys	fuscocapillus	0.712	0.795	HAY;PAN
Rodentia	Sciuridae	Petinomys	genibarbis	0.050	0.110	CRC;MOM
Rodentia	Sciuridae	Pteromys	momonga	0.152		HAY
Rodentia	Sciuridae	Pteromys	volans	0.064	0.200	BDD;BRI
Rodentia	Sciuridae	Pteromyscus	pulverulentus	0.134	0.400	WLK;MOM
Rodentia	Sciuridae	Trogopterus	xanthipes			
Rodentia	Sciuridae	Callosciurus	albescens	0.152	0.266	HAY;OKB
Rodentia	Sciuridae	Callosciurus	caniceps	0.165	0.316	CRC;HAY
Rodentia	Sciuridae	Callosciurus	baluensis	0.324	0.371	PAN;HAY
Rodentia	Sciuridae	Callosciurus	erythraeus	0.178	0.460	APR;GRZ16_973
Rodentia	Sciuridae	Callosciurus	phayrei	0.259	0.377	HAY
Rodentia	Sciuridae	Callosciurus	prevostii	0.192	0.505	SAR;CRC
Rodentia	Sciuridae	Callosciurus	pygerythrus	0.194	0.252	ABN;HAY
Rodentia	Sciuridae	Callosciurus	quinquestriatus	0.269		CRC
Rodentia	Sciuridae	Callosciurus	notatus	0.144	0.300	CRC;BIN
Rodentia	Sciuridae	Callosciurus	orestes	0.278	0.324	HAY;PAN
Rodentia	Sciuridae	Callosciurus	nigrovittatus	0.147	0.300	CRC;ECA
Rodentia	Sciuridae	Callosciurus	adamsi	0.115	0.209	BOR;PAN
Rodentia	Sciuridae	Callosciurus	melanogaster	0.278	0.296	CRC;PAN
Rodentia	Sciuridae	Callosciurus	inornatus	0.325		HAY
Rodentia	Sciuridae	Callosciurus	finlaysonii	0.269	0.287	CRC
Rodentia	Sciuridae	Sundasciurus	hippurus	0.260	0.600	ADW;CRC
Rodentia	Sciuridae	Sundasciurus	mindanensis	0.285		HAY
Rodentia	Sciuridae	Sundasciurus	moellendorffi	0.190	0.252	HAY;CRC
Rodentia	Sciuridae	Sundasciurus	rabori	0.163		HAY
Rodentia	Sciuridae	Sundasciurus	juvencus	0.245	0.284	HAY
Rodentia	Sciuridae	Sundasciurus	hoogstraali			
Rodentia	Sciuridae	Sundasciurus	davensis			
Rodentia	Sciuridae	Sundasciurus	philippinensis	0.244		HAY
Rodentia	Sciuridae	Sundasciurus	steerii	0.223	0.257	HAY
Rodentia	Sciuridae	Sundasciurus	samarensis	0.205	0.265	WIK

## cont. Appendix 7a

Order	Family	Genus	Species	kg min	kg max	Source
Rodentia	Sciuridae	Sundasciurus	jentinki	0.055	0.076	HAY;CRC
Rodentia	Sciuridae	Sundasciurus	brookei	0.103	0.158	BOR;CRC
Rodentia	Sciuridae	Sundasciurus	tenuis	0.055	0.140	WLK;ECA
Rodentia	Sciuridae	Sundasciurus	lowii	0.055	0.135	LEK;SAR
Rodentia	Sciuridae	Sundasciurus	fraterculus			
Rodentia	Sciuridae	Dremomys	pyrrhomerus	0.200	0.245	HON;HAY
Rodentia	Sciuridae	Dremomys	rufigenis	0.190	0.310	HAY;HUU
Rodentia	Sciuridae	Dremomys	pernyi	0.151	0.200	HAY;SLA
Rodentia	Sciuridae	Dremomys	lokriah	0.140	0.227	CRC;MOM
Rodentia	Sciuridae	Dremomys	gularis			
Rodentia	Sciuridae	Dremomys	everetti	0.075	0.185	WLK
Rodentia	Sciuridae	Exilisciurus	whiteheadi	0.020	0.025	BOR;CRC
Rodentia	Sciuridae	Exilisciurus	exilis	0.012	0.022	BOR;PAN
Rodentia	Sciuridae	Exilisciurus	concinus	0.024	0.035	CRC;HKT
Rodentia	Sciuridae	Funambulus	sublineatus	0.071		MOM
Rodentia	Sciuridae	Funambulus	palmarum	0.099	0.136	HAY;PAN
Rodentia	Sciuridae	Funambulus	layardi	0.168		HAY
Rodentia	Sciuridae	Funambulus	tristriatus	0.112	0.176	CRC
Rodentia	Sciuridae	Funambulus	pennantii	0.063	0.200	CRC;MOM
Rodentia	Sciuridae	Glyphotes	simus	0.050	0.059	BOR;CRC
Rodentia	Sciuridae	Hyosciurus	ileile	0.293	0.520	MDS
Rodentia	Sciuridae	Hyosciurus	heinrichi	0.228	0.370	MDS
Rodentia	Sciuridae	Lariscus	insignis	0.120	0.245	WLK;BOR
Rodentia	Sciuridae	Lariscus	niobe	0.200		OKB
Rodentia	Sciuridae	Lariscus	obscurus	0.241	0.242	PAN;HAY
Rodentia	Sciuridae	Lariscus	hosei	0.145	0.215	BOR
Rodentia	Sciuridae	Menetes	berdmorei	0.172	0.195	HAY;WLK
Rodentia	Sciuridae	Nannosciurus	melanotis	0.012	0.017	HAY
Rodentia	Sciuridae	Prosciurillus	weberi			
Rodentia	Sciuridae	Prosciurillus	rosenbergii			
Rodentia	Sciuridae	Prosciurillus	abstrusus	0.079		HAY
Rodentia	Sciuridae	Prosciurillus	murinus	0.042	0.110	MDS
Rodentia	Sciuridae	Prosciurillus	leucomus	0.128	0.210	HAY;MDS
Rodentia	Sciuridae	Rhinosciurus	laticaudatus	0.187	0.255	WLK
Rodentia	Sciuridae	Rubrisciurus	rubriventer	0.500	0.860	MDS
Rodentia	Sciuridae	Tamiops	rodolphii	0.049	0.063	CRC
Rodentia	Sciuridae	Tamiops	swinhoi	0.078	0.088	HAY
Rodentia	Sciuridae	Tamiops	mccllellandii	0.027	0.057	CRC
Rodentia	Sciuridae	Tamiops	maritimus	0.055	0.073	HAY;CRC
Rodentia	Sciuridae	Atlantoxerus	getulus	0.217	1.1	HAY;GRZ16_972
Rodentia	Sciuridae	Spermophilopsis	leptodactylus	0.495	0.680	CRC
Rodentia	Sciuridae	Xerus	rutilus	0.225	0.420	MSA
Rodentia	Sciuridae	Xerus	erythropus	0.260	1.0	CRC;MSA
Rodentia	Sciuridae	Xerus	inauris	0.286	1.100	CRC;GRZ16_972
Rodentia	Sciuridae	Xerus	princeps	0.490	1.4	MSA;MLH
Rodentia	Sciuridae	Epixerus	ebii	0.388	0.652	HAY
Rodentia	Sciuridae	Funisciurus	substriatus	0.186		HAY
Rodentia	Sciuridae	Funisciurus	pyrropus	0.150	0.300	KIN;ANG
Rodentia	Sciuridae	Funisciurus	leucogenys	0.25	0.271	HAY
Rodentia	Sciuridae	Funisciurus	lemniscatus	0.095	0.154	SAV;CRC
Rodentia	Sciuridae	Funisciurus	carruthersi	0.200	0.336	WLK

## cont. Appendix 7a

Order	Family	Genus	Species	kg min	kg max	Source
Rodentia	Sciuridae	Funisciurus	congicus	0.100	0.113	CRC;ANG
Rodentia	Sciuridae	Funisciurus	anerythrus	0.063	0.230	SAV;CRC
Rodentia	Sciuridae	Funisciurus	isabella	0.060	0.110	SAV;CRC
Rodentia	Sciuridae	Funisciurus	bayonii	0.135		HAY
Rodentia	Sciuridae	Heliosciurus	undulatus	0.250	0.403	TAN
Rodentia	Sciuridae	Heliosciurus	ruwenzorii	0.205	0.377	WLK
Rodentia	Sciuridae	Heliosciurus	mutabilis	0.250	0.480	TAN;STU
Rodentia	Sciuridae	Heliosciurus	gambianus	0.132	0.413	GRD;CRC
Rodentia	Sciuridae	Heliosciurus	punctatus	0.166	0.174	HAY
Rodentia	Sciuridae	Heliosciurus	rufobrachium	0.230	0.482	SAV;SAS
Rodentia	Sciuridae	Myosciurus	pumilio	0.013	0.017	CRC
Rodentia	Sciuridae	Paraxerus	ochraceus	0.093	0.138	HAY
Rodentia	Sciuridae	Paraxerus	cooperi	0.25		HAY
Rodentia	Sciuridae	Paraxerus	vexillarius	0.243	0.700	HAY;TAN
Rodentia	Sciuridae	Paraxerus	vincenti			
Rodentia	Sciuridae	Paraxerus	lucifer	0.670	0.708	WLK;SLA
Rodentia	Sciuridae	Paraxerus	flavovittis	0.120	0.200	ADW
Rodentia	Sciuridae	Paraxerus	palliatius	0.200	0.550	STU;TAN
Rodentia	Sciuridae	Paraxerus	bohemi	0.040	0.101	KIN
Rodentia	Sciuridae	Paraxerus	alexandri	0.037	0.072	WLK
Rodentia	Sciuridae	Paraxerus	poensis	0.097	0.136	SIE;CRC
Rodentia	Sciuridae	Paraxerus	cepapi	0.076	0.265	SAS;CRC
Rodentia	Sciuridae	Protoxerus	stangeri	0.388	1.0	CRC;WLK
Rodentia	Sciuridae	Protoxerus	aubinnii	0.35	0.542	MOM;CRC
Rodentia	Sciuridae	Sciurotamias	davidianus	0.260		HAY
Rodentia	Sciuridae	Sciurotamias	forresti			
Rodentia	Sciuridae	Spermophilus	pygmaeus	0.136	0.235	MOM;HAY
Rodentia	Sciuridae	Spermophilus	mollis	0.082	0.325	NAM;BUR
Rodentia	Sciuridae	Spermophilus	canus	0.135	0.300	MSA
Rodentia	Sciuridae	Spermophilus	citellus	0.119	0.500	KRY;IRI
Rodentia	Sciuridae	Spermophilus	beldingi	0.126	0.550	GRZ16_972
Rodentia	Sciuridae	Spermophilus	dauricus	0.151	0.281	WAP;SIE
Rodentia	Sciuridae	Spermophilus	armatus	0.211	0.600	GRZ16_972;NAM
Rodentia	Sciuridae	Spermophilus	elegans	0.255	0.454	ADW;MOM
Rodentia	Sciuridae	Spermophilus	brunneus	0.109	0.3	ADW;MOM
Rodentia	Sciuridae	Spermophilus	musicus			
Rodentia	Sciuridae	Spermophilus	pallidicauda			
Rodentia	Sciuridae	Spermophilus	ralli			
Rodentia	Sciuridae	Spermophilus	relictus	0.6		MOM
Rodentia	Sciuridae	Spermophilus	richardsonii	0.180	0.745	GRZ16_972;NAM
Rodentia	Sciuridae	Spermophilus	suslicus	0.170	0.375	GLW
Rodentia	Sciuridae	Spermophilus	alashanicus	0.164	0.302	TDS
Rodentia	Sciuridae	Spermophilus	washingtoni	0.120	0.300	ADW
Rodentia	Sciuridae	Spermophilus	xanthopyrnus	0.180	0.495	KRY
Rodentia	Sciuridae	Spermophilus	townsendii	0.082	0.325	MSA;BUR
Rodentia	Sciuridae	Spermophilus	variegatus	0.450	0.875	NAM
Rodentia	Sciuridae	Spermophilus	beecheyi	0.250	0.885	NAM
Rodentia	Sciuridae	Spermophilus	atricapillus	0.275	0.620	B&N;MSA
Rodentia	Sciuridae	Spermophilus	mexicanus	0.090	0.340	BAU;CRC
Rodentia	Sciuridae	Spermophilus	perotensis	0.14	0.174	MOM;HAY



## cont. Appendix 7a

Order	Family	Genus	Species	kg min	kg max	Source
Rodentia	Sciuridae	Spermophilus	tridecemlineatus	0.048	0.255	CRC;WMM
Rodentia	Sciuridae	Spermophilus	spilosoma	0.089	0.200	MOM;NAM
Rodentia	Sciuridae	Spermophilus	tereticaudus	0.091	0.230	LOV;GEI
Rodentia	Sciuridae	Spermophilus	mohavensis	0.070	0.300	MSA
Rodentia	Sciuridae	Spermophilus	franklinii	0.182	0.950	CRC;MSA
Rodentia	Sciuridae	Spermophilus	saturatus	0.175	0.350	BUR;ADW
Rodentia	Sciuridae	Spermophilus	lateralis	0.076	0.394	HOP;MSA
Rodentia	Sciuridae	Spermophilus	madrensis	0.109	0.275	MSA;MOM
Rodentia	Sciuridae	Spermophilus	columbianus	0.340	0.812	ADW
Rodentia	Sciuridae	Spermophilus	undulatus	0.185	1.0	TDS;SAV
Rodentia	Sciuridae	Spermophilus	adocetus	0.125	0.253	MOM;SDZ_TWF
Rodentia	Sciuridae	Spermophilus	brevicauda			
Rodentia	Sciuridae	Spermophilus	fulvus	0.290	0.779	HAY;PAN
Rodentia	Sciuridae	Spermophilus	parryii	0.482	1.026	BDD;GRZ16_972
Rodentia	Sciuridae	Spermophilus	annulatus	0.260	0.570	HAY;MEX
Rodentia	Sciuridae	Spermophilus	major	1.050		ATA
Rodentia	Sciuridae	Spermophilus	erythrogenys	0.335	0.355	HAY
Rodentia	Sciuridae	Ammospermophilus	interpres	0.084	0.156	ADW;SDZ_NPR
Rodentia	Sciuridae	Ammospermophilus	insularis	0.107		DON
Rodentia	Sciuridae	Ammospermophilus	harrisii	0.098	0.150	HAY;GRZ16_972
Rodentia	Sciuridae	Ammospermophilus	nelsoni	0.070	0.186	BDD;HAY
Rodentia	Sciuridae	Ammospermophilus	leucurus	0.075	0.156	LOV;B&N
Rodentia	Sciuridae	Cynomys	ludovicianus	0.392	2	BDD;TEX
Rodentia	Sciuridae	Cynomys	mexicanus	0.726	1.2	HOP;MSA
Rodentia	Sciuridae	Cynomys	leucurus	0.847	1.55	CRC
Rodentia	Sciuridae	Cynomys	gunnisoni	0.250	1.3	GRZ16_972;NAM
Rodentia	Sciuridae	Cynomys	parvidens	0.410	1.250	NAM
Rodentia	Sciuridae	Marmota	monax	1.8	7.5	WMM;BRA
Rodentia	Sciuridae	Marmota	himalayana	3.445	6.42	ARM
Rodentia	Sciuridae	Marmota	marmota	2.01	8	MOM;ATA
Rodentia	Sciuridae	Marmota	camtschatica	2	8	GRZ16_972;ADW
Rodentia	Sciuridae	Marmota	sibirica	1.89	9.8	BDD;MGM
Rodentia	Sciuridae	Marmota	caudata	2.631	8.5	ARM;ADW
Rodentia	Sciuridae	Marmota	broweri	2.5	4	ADW
Rodentia	Sciuridae	Marmota	bobak	2.91	7.5	ARM;WIK
Rodentia	Sciuridae	Marmota	baibacina	3.978	7.85	ARM;HAY
Rodentia	Sciuridae	Marmota	menzbieri	2.321	3.76	ARM
Rodentia	Sciuridae	Marmota	olympus	2.5	11.0	MSA
Rodentia	Sciuridae	Marmota	vancouverensis	3.0	6.8	GRZ16_972
Rodentia	Sciuridae	Marmota	flaviventris	1.495	6.82	HOP;CRC
Rodentia	Sciuridae	Marmota	caligata	2.25	9.1	PAN;ADW
Rodentia	Sciuridae	Tamias	striatus	0.066	0.242	ADW;HAY
Rodentia	Sciuridae	Tamias	sibiricus	0.050	0.125	WLK;ROD
Rodentia	Sciuridae	Tamias	quadrinaculatus	0.073	0.107	MSA
Rodentia	Sciuridae	Tamias	quadrivittatus	0.045	0.080	MSA;NAM
Rodentia	Sciuridae	Tamias	ruficaudus	0.053	0.075	NAM;AGE
Rodentia	Sciuridae	Tamias	rufus	0.048	0.062	MSA;NAM
Rodentia	Sciuridae	Tamias	senex	0.067	0.120	MSA;NAM
Rodentia	Sciuridae	Tamias	sonomae	0.063	0.077	NAM
Rodentia	Sciuridae	Tamias	umbrinus	0.041	0.074	HAY;ADW

## cont. Appendix 7a

Order	Family	Genus	Species	kg min	kg max	Source
Rodentia	Sciuridae	Tamias	siskiyou	0.065	0.085	NAM
Rodentia	Sciuridae	Tamias	panamintinus	0.0425	0.105	ENA;ADW
Rodentia	Sciuridae	Tamias	townsendii	0.050	0.118	BUR;NAM
Rodentia	Sciuridae	Tamias	cinereicollis	0.055	0.072	ADW;HAY
Rodentia	Sciuridae	Tamias	amoenus	0.030	0.073	ADW
Rodentia	Sciuridae	Tamias	bulleri	0.066	0.100	HAY;MOM
Rodentia	Sciuridae	Tamias	palmeri	0.050	0.075	MSA;B&N
Rodentia	Sciuridae	Tamias	speciosus	0.052	0.084	MSA;HOP
Rodentia	Sciuridae	Tamias	alpinus	0.0275	0.050	NAM;ADW
Rodentia	Sciuridae	Tamias	dorsalis	0.054	0.085	NAM;B&N
Rodentia	Sciuridae	Tamias	durangae	0.068	0.088	MSA
Rodentia	Sciuridae	Tamias	merriami	0.053	0.113	MSA;ENA
Rodentia	Sciuridae	Tamias	minimus	0.028	0.135	GGB;MOM
Rodentia	Sciuridae	Tamias	obscurus	0.056	0.100	MSA;B&N
Rodentia	Sciuridae	Tamias	ochrogenys	0.060	0.118	MSA
Rodentia	Sciuridae	Tamias	canipes	0.055	0.080	FRY
Rodentia	Gliridae	Graphiurus	lorraineus	0.027		SDZ_AFR
Rodentia	Gliridae	Graphiurus	surdus	0.020	0.026	SDZ_AFR;AFR
Rodentia	Gliridae	Graphiurus	rupicola			
Rodentia	Gliridae	Graphiurus	platyops	0.020	0.069	CRC
Rodentia	Gliridae	Graphiurus	ocularis	0.018	0.085	GRZ16_986;SAS
Rodentia	Gliridae	Graphiurus	murinus	0.0145	0.041	WEB
Rodentia	Gliridae	Graphiurus	kelleni	0.011	0.085	PAN;TAN
Rodentia	Gliridae	Graphiurus	johnstoni			
Rodentia	Gliridae	Graphiurus	christyi	0.020		AFR
Rodentia	Gliridae	Graphiurus	angolensis			
Rodentia	Gliridae	Graphiurus	microtis	0.018	0.085	TAN
Rodentia	Gliridae	Graphiurus	monardi			
Rodentia	Gliridae	Graphiurus	nagtglassii	0.030	0.065	HAP;CRC
Rodentia	Gliridae	Graphiurus	crassicaudatus			
Rodentia	Gliridae	Chaetocauda	sichuanensis	0.024	0.036	GRZ16_986
Rodentia	Gliridae	Dryomys	nitedula	0.014	0.060	CRC;WIK
Rodentia	Gliridae	Dryomys	laniger	0.014	0.034	HLD;GRZ16_986
Rodentia	Gliridae	Dryomys	niethammeri	0.033		HLD
Rodentia	Gliridae	Eliomys	melanurus	0.030	0.123	MOM;AGE
Rodentia	Gliridae	Eliomys	munbyanus	0.030	0.052	M&D
Rodentia	Gliridae	Eliomys	quercinus	0.023	0.210	CAL;WIK
Rodentia	Gliridae	Muscardinus	avellanarius	0.009	0.043	GLW;WIK
Rodentia	Gliridae	Myomimus	setzeri	0.010	0.056	KRY;GRZ16_986
Rodentia	Gliridae	Myomimus	personatus	0.021	0.056	GRZ16_986
Rodentia	Gliridae	Myomimus	roachi	0.015	0.070	WIK;KRY
Rodentia	Gliridae	Selevinia	betpakdalaensis	0.017	0.025	PAN;GRZ16_986
Rodentia	Gliridae	Glirulus	japonicus	0.014	0.040	GRZ16_986
Rodentia	Gliridae	Glis	glis	0.040	0.250	GLW;MSA
Rodentia	Geomyidae	Cratogeomys	neglectus	0.150	0.500	B&N;MSA
Rodentia	Geomyidae	Cratogeomys	tylorhinus	0.243	0.605	CRC
Rodentia	Geomyidae	Cratogeomys	merriami	0.240	0.605	CRC;MOR
Rodentia	Geomyidae	Cratogeomys	gymnurus	0.400	0.637	SDZ_TWF;BDD
Rodentia	Geomyidae	Cratogeomys	fumosus	0.137	0.750	MEX
Rodentia	Geomyidae	Cratogeomys	goldmani			
Rodentia	Geomyidae	Cratogeomys	castanops	0.136	1.500	CRC;GRZ16_975

## cont. Appendix 7a

Order	Family	Genus	Species	kg min	kg max	Source
Rodentia	Geomyidae	Cratogeomys	zinseri	0.150	0.600	PAN;GRZ16_975
Rodentia	Geomyidae	Geomys	arenarius	0.132	0.400	HOP;GRZ16_975
Rodentia	Geomyidae	Geomys	knoxjonesi	0.160	0.185	NAM
Rodentia	Geomyidae	Geomys	texensis	0.105	0.212	NAM
Rodentia	Geomyidae	Geomys	tropicalis	0.230	0.400	GRZ16_975
Rodentia	Geomyidae	Geomys	personatus	0.165	0.400	NAM
Rodentia	Geomyidae	Geomys	bursarius	0.074	0.600	CRC;GRZ16_975
Rodentia	Geomyidae	Geomys	pinetis	0.085	0.400	MOM;GRZ16_975
Rodentia	Geomyidae	Geomys	breviceps	0.078	0.150	NAM
Rodentia	Geomyidae	Geomys	attwateri	0.131	0.163	NAM
Rodentia	Geomyidae	Orthogeomys	grandis	0.500	0.950	MOM;GRZ16_975
Rodentia	Geomyidae	Orthogeomys	cuniculus	0.500		MOM
Rodentia	Geomyidae	Orthogeomys	hispidus	0.382	0.950	PED;GRZ16_975
Rodentia	Geomyidae	Orthogeomys	lanius	0.500	0.950	MOM;GRZ16_975
Rodentia	Geomyidae	Orthogeomys	cherriei	0.150	0.493	WLK;UBI
Rodentia	Geomyidae	Orthogeomys	dariensis	0.438	0.950	MOM;GRZ16_975
Rodentia	Geomyidae	Orthogeomys	heterodus	0.402	0.950	ADW;GRZ16_975
Rodentia	Geomyidae	Orthogeomys	matagalpae	0.150	0.400	WLK;GRZ16_975
Rodentia	Geomyidae	Orthogeomys	thaeleri			
Rodentia	Geomyidae	Orthogeomys	underwoodi	0.150	0.400	WLK;GRZ16_975
Rodentia	Geomyidae	Orthogeomys	cavator	0.470	0.950	UBI;GRZ16_975
Rodentia	Geomyidae	Pappogeomys	alcorni	0.150		MOM
Rodentia	Geomyidae	Pappogeomys	bulleri	0.080	0.250	GRZ16_975
Rodentia	Geomyidae	Thomomys	clusius	0.044	0.072	NAM
Rodentia	Geomyidae	Thomomys	idahoensis	0.046	0.088	NAM
Rodentia	Geomyidae	Thomomys	mazama	0.050	0.250	BUR;GRZ16_975
Rodentia	Geomyidae	Thomomys	monticola	0.075	0.180	NAM;GRZ16_975
Rodentia	Geomyidae	Thomomys	talpoides	0.064	0.527	MSA;CRC
Rodentia	Geomyidae	Thomomys	bulbivorus	0.230	0.550	GRZ16_975
Rodentia	Geomyidae	Thomomys	umbrinus	0.080	0.250	NAM;GRZ16_975
Rodentia	Geomyidae	Thomomys	townsendii	0.122	0.417	NAM
Rodentia	Geomyidae	Thomomys	bottae	0.045	0.600	GRZ16_975
Rodentia	Geomyidae	Zygoeomys	trichopus	0.200	0.600	GRZ16_975
Rodentia	Castoridae	Castor	canadensis	9.07	44	CRC;KAN
Rodentia	Castoridae	Castor	fiber	12.5	35	BRI;GRZ16_974
Rodentia	Heteromyidae	Dipodomys	nitratoides	0.030	0.053	ESR;NAM
Rodentia	Heteromyidae	Dipodomys	ordii	0.038	0.096	AND;ADW
Rodentia	Heteromyidae	Dipodomys	panamintinus	0.0569	0.075	SAV;MOM
Rodentia	Heteromyidae	Dipodomys	phillipsii	0.041		MOM
Rodentia	Heteromyidae	Dipodomys	simulans	0.055	0.070	NAM
Rodentia	Heteromyidae	Dipodomys	nelsoni	0.073	0.100	AND;B&N
Rodentia	Heteromyidae	Dipodomys	stephensi	0.034	0.075	ENA;CRC
Rodentia	Heteromyidae	Dipodomys	gravipes	0.081	0.092	MSA;B&N
Rodentia	Heteromyidae	Dipodomys	venustus	0.068	0.097	NAM
Rodentia	Heteromyidae	Dipodomys	spectabilis	0.0975	0.178	AND;CRC
Rodentia	Heteromyidae	Dipodomys	microps	0.017	0.070	M&F;NAM
Rodentia	Heteromyidae	Dipodomys	merriami	0.025	0.180	CRC;BRA
Rodentia	Heteromyidae	Dipodomys	heermanni	0.050	0.094	ENA
Rodentia	Heteromyidae	Dipodomys	elator	0.050	0.106	ADW;PAN
Rodentia	Heteromyidae	Dipodomys	deserti	0.080	0.148	ENA;NAM
Rodentia	Heteromyidae	Dipodomys	compactus	0.044	0.060	MSA

## cont. Appendix 7a

Order	Family	Genus	Species	kg min	kg max	Source
Rodentia	Heteromyidae	Dipodomys	californicus	0.060	0.085	NAM
Rodentia	Heteromyidae	Dipodomys	agilis	0.054	0.078	ALK;NAM
Rodentia	Heteromyidae	Dipodomys	ingens	0.090	0.194	CRC;ARK
Rodentia	Heteromyidae	Microdipodops	megacephalus	0.009	0.017	CRC;MSA
Rodentia	Heteromyidae	Microdipodops	pallidus	0.010	0.017	MSA
Rodentia	Heteromyidae	Perognathus	flavus	0.005	0.010	NAM
Rodentia	Heteromyidae	Perognathus	alticolus	0.016	0.024	NAM
Rodentia	Heteromyidae	Perognathus	amplus	0.0058	0.014	ALK;ADW
Rodentia	Heteromyidae	Perognathus	fasciatus	0.008	0.014	ADW
Rodentia	Heteromyidae	Perognathus	inornatus	0.007	0.031	MSA;SDZ_MED
Rodentia	Heteromyidae	Perognathus	longimembris	0.006	0.012	CRC
Rodentia	Heteromyidae	Perognathus	merriami	0.0056	0.010	MSA
Rodentia	Heteromyidae	Perognathus	parvus	0.016	0.031	BUR
Rodentia	Heteromyidae	Perognathus	flavescens	0.007	0.016	NAM
Rodentia	Heteromyidae	Chaetodipus	goldmani	0.019	0.023	AND
Rodentia	Heteromyidae	Chaetodipus	pernix	0.017		MOM
Rodentia	Heteromyidae	Chaetodipus	formosus	0.015	0.025	SAV;NAM
Rodentia	Heteromyidae	Chaetodipus	penicillatus	0.011	0.023	ADW;TEX
Rodentia	Heteromyidae	Chaetodipus	fallax	0.016	0.025	GGB;LOM
Rodentia	Heteromyidae	Chaetodipus	eremicus	0.013	0.040	NAM;ROD
Rodentia	Heteromyidae	Chaetodipus	dalquesti	0.014		B&N
Rodentia	Heteromyidae	Chaetodipus	californicus	0.018	0.029	NAM
Rodentia	Heteromyidae	Chaetodipus	baileyi	0.011	0.040	CRC
Rodentia	Heteromyidae	Chaetodipus	artus	0.0131	0.0275	AND
Rodentia	Heteromyidae	Chaetodipus	arenarius	0.013	0.034	DON;LOM
Rodentia	Heteromyidae	Chaetodipus	intermedius	0.0105	0.020	AND
Rodentia	Heteromyidae	Chaetodipus	lineatus	0.023		MOM
Rodentia	Heteromyidae	Chaetodipus	hispidus	0.028	0.060	CRC;KAN
Rodentia	Heteromyidae	Chaetodipus	rudinoris	0.035		LOM
Rodentia	Heteromyidae	Chaetodipus	spinatus	0.0128	0.030	ENA;LOM
Rodentia	Heteromyidae	Chaetodipus	nelsoni	0.012	0.020	MSA
Rodentia	Heteromyidae	Heteromys	oresterus	0.064	0.098	MSA
Rodentia	Heteromyidae	Heteromys	teleus	0.088		HET
Rodentia	Heteromyidae	Heteromys	oasicus	0.038	0.051	HEO
Rodentia	Heteromyidae	Heteromys	gaumeri	0.037	0.090	WLK;HEG
Rodentia	Heteromyidae	Heteromys	desmarestianus	0.019	0.110	BEK;HED
Rodentia	Heteromyidae	Heteromys	australis	0.049	0.268	HET;MOM
Rodentia	Heteromyidae	Heteromys	anomalus	0.027	0.100	HEO
Rodentia	Heteromyidae	Heteromys	nelsoni	0.054	0.110	MOM;WLK
Rodentia	Heteromyidae	Liomys	adspersus	0.042	0.069	AGE;PED
Rodentia	Heteromyidae	Liomys	irroratus	0.034	0.060	WLK;ADW
Rodentia	Heteromyidae	Liomys	spectabilis	0.0486	0.0693	MSA
Rodentia	Heteromyidae	Liomys	salvini	0.030	0.065	ADW
Rodentia	Heteromyidae	Liomys	pictus	0.024	0.065	HOP;B&N
Rodentia	Dipodidae	Allactaga	elater	0.024	0.077	ALH;GRZ16_977
Rodentia	Dipodidae	Allactaga	major	0.232	0.420	JER;WLK
Rodentia	Dipodidae	Allactaga	vinogradovi	0.067	0.078	SSH
Rodentia	Dipodidae	Allactaga	severtzovi	0.122	0.225	SSH;JER
Rodentia	Dipodidae	Allactaga	firouzi			
Rodentia	Dipodidae	Allactaga	hotsoni	0.041	0.077	ALH;CRC
Rodentia	Dipodidae	Allactaga	sibirica	0.064	0.193	TDS;JER

## cont. Appendix 7a

Order	Family	Genus	Species	kg min	kg max	Source
Rodentia	Dipodidae	Allactaga	balikunica	0.069		MLJ
Rodentia	Dipodidae	Allactaga	bullata	0.0935		MLJ
Rodentia	Dipodidae	Allactaga	euphratica	0.036	0.232	ADW;MOM
Rodentia	Dipodidae	Allactaga	williamsi	0.053	0.150	KRY;ALL
Rodentia	Dipodidae	Allactaga	tetradactyla	0.052	0.065	MOM;ROD
Rodentia	Dipodidae	Allactodipus	bobrinskii	0.052	0.077	GRZ16_977
Rodentia	Dipodidae	Pygeretmus	shitkovi	0.040	0.086	SSH
Rodentia	Dipodidae	Pygeretmus	platyurus	0.019	0.069	SSH
Rodentia	Dipodidae	Pygeretmus	pumilio	0.041	0.077	JER
Rodentia	Dipodidae	Cardiocranius	paradoxus	0.0086	0.019	QIL;GRZ16_977
Rodentia	Dipodidae	Salpingotulus	michaelis	0.004		CRC
Rodentia	Dipodidae	Salpingotus	kozlovi			
Rodentia	Dipodidae	Salpingotus	crassicauda	0.006	0.013	SSH
Rodentia	Dipodidae	Salpingotus	thomasi			
Rodentia	Dipodidae	Salpingotus	heptneri	0.007	0.013	SSH
Rodentia	Dipodidae	Salpingotus	pallidus	0.008	0.013	SSH
Rodentia	Dipodidae	Dipus	sagitta	0.046	0.160	SSH;SAV
Rodentia	Dipodidae	Eremodipus	lichtensteini	0.033	0.068	SSH
Rodentia	Dipodidae	Jaculus	blanfordi	0.055	0.141	CRC;SSH
Rodentia	Dipodidae	Jaculus	jaculus	0.028	0.084	CRC
Rodentia	Dipodidae	Jaculus	orientalis	0.098	0.151	BDD;CRC
Rodentia	Dipodidae	Paradipus	ctenodactylus	0.112	0.185	GRZ16_977
Rodentia	Dipodidae	Stylodipus	sungorus			
Rodentia	Dipodidae	Stylodipus	telum	0.045	0.096	SSH
Rodentia	Dipodidae	Stylodipus	andrewsi			
Rodentia	Dipodidae	Euchoreutes	naso	0.023	0.045	GRZ16_977
Rodentia	Dipodidae	Sicista	concolor	0.013		CRC
Rodentia	Dipodidae	Sicista	subtilis	0.006	0.014	GRZ16_977;BRI
Rodentia	Dipodidae	Sicista	strandii	0.010	0.013	
Rodentia	Dipodidae	Sicista	severtzovi			
Rodentia	Dipodidae	Sicista	pseudonapaea	0.010	0.013	MOM;SSH
Rodentia	Dipodidae	Sicista	tianshanica	0.007	0.013	SSH
Rodentia	Dipodidae	Sicista	napaea	0.009	0.019	SSH
Rodentia	Dipodidae	Sicista	caudata	0.008	0.016	SSH
Rodentia	Dipodidae	Sicista	caucasica	0.0058	0.0072	KRY
Rodentia	Dipodidae	Sicista	betulina	0.005	0.013	WIK;BRI
Rodentia	Dipodidae	Sicista	armenica	0.006	0.014	EDG
Rodentia	Dipodidae	Sicista	kluchorica	0.006	0.009	SSH
Rodentia	Dipodidae	Sicista	kazbegica	0.006	0.008	SSH
Rodentia	Dipodidae	Eozapus	setchuanus	0.014		CRC
Rodentia	Dipodidae	Napaeozapus	insignis	0.014	0.035	NAM;ADW
Rodentia	Dipodidae	Zapus	hudsonius	0.011	0.032	CRC
Rodentia	Dipodidae	Zapus	princeps	0.015	0.040	BUR;MSA
Rodentia	Dipodidae	Zapus	trinotatus	0.015	0.038	BUR
Rodentia	Nesomyidae	Monticolomys	koopmani	0.018	0.028	GOO
Rodentia	Nesomyidae	Nesomys	lambertoni	0.140	0.170	MAD
Rodentia	Nesomyidae	Nesomys	rufus	0.125	0.200	MAD
Rodentia	Nesomyidae	Nesomys	audeberti	0.190	0.230	MAD
Rodentia	Nesomyidae	Voalavo	gymnocaudus	0.017	0.0255	GRR
Rodentia	Nesomyidae	Eliurus	antsingy	0.072	0.131	EL2;GJA
Rodentia	Nesomyidae	Eliurus	petteri	0.075		MAD

## cont. Appendix 7a

Order	Family	Genus	Species	kg min	kg max	Source
Rodentia	Nesomyidae	Eliurus	penicillatus	0.100		MAD
Rodentia	Nesomyidae	Eliurus	myoxinus	0.040	0.100	MAD
Rodentia	Nesomyidae	Eliurus	minor	0.025	0.058	MAD;PAN
Rodentia	Nesomyidae	Eliurus	webbi	0.055	0.100	MAD
Rodentia	Nesomyidae	Eliurus	majori	0.070	0.125	GJA;MAD
Rodentia	Nesomyidae	Eliurus	tanala	0.065	0.134	MAD;GOO
Rodentia	Nesomyidae	Eliurus	grandidieri			
Rodentia	Nesomyidae	Eliurus	ellermani	0.100		MAD
Rodentia	Nesomyidae	Gymnuromys	roberti	0.070	0.125	MAD
Rodentia	Nesomyidae	Hypogeomys	antimena	1	1.5	WLK
Rodentia	Nesomyidae	Macrotarsomys	bastardi	0.020	0.030	MAD
Rodentia	Nesomyidae	Macrotarsomys	ingens	0.042	0.074	GSO
Rodentia	Nesomyidae	Brachytarsomys	albicauda	0.200	0.210	MAD;PAN
Rodentia	Nesomyidae	Brachytarsomys	villosa	0.220		MAD
Rodentia	Nesomyidae	Brachyuromys	betsileoensis	0.085	0.100	MAD
Rodentia	Nesomyidae	Brachyuromys	ramirohitra	0.065	0.115	MAD
Rodentia	Nesomyidae	Petromyscus	barbouri			
Rodentia	Nesomyidae	Petromyscus	collinus	0.017	0.024	CRC
Rodentia	Nesomyidae	Petromyscus	monticularis	0.017	0.024	SAS
Rodentia	Nesomyidae	Petromyscus	shortridgei			
Rodentia	Nesomyidae	Beamys	hindei	0.047	0.150	AFR;WLK
Rodentia	Nesomyidae	Beamys	major	0.067		AFR
Rodentia	Nesomyidae	Cricetomys	kivuensis			
Rodentia	Nesomyidae	Cricetomys	ansorgei	0.875	1.675	AFR
Rodentia	Nesomyidae	Cricetomys	emini	0.905	1.5	AFR;CRC
Rodentia	Nesomyidae	Cricetomys	gambianus	0.400	3	AFR;STU
Rodentia	Nesomyidae	Saccostomus	campestris	0.015	0.100	CRC
Rodentia	Nesomyidae	Saccostomus	mearnsi	0.044	0.105	AFR
Rodentia	Nesomyidae	Delanymys	brooksi	0.005	0.0065	MOM;WLK
Rodentia	Nesomyidae	Dendromus	nyikae	0.011	0.018	CRC;KIN
Rodentia	Nesomyidae	Dendromus	kahuziensis	0.005	0.021	EDG
Rodentia	Nesomyidae	Dendromus	oreas			
Rodentia	Nesomyidae	Dendromus	nyasae	0.006	0.021	AFR;TAN
Rodentia	Nesomyidae	Dendromus	mystacalis	0.005	0.017	CRC;KIN
Rodentia	Nesomyidae	Dendromus	messorius	0.008		SDZ_AFV
Rodentia	Nesomyidae	Dendromus	mesomelas	0.006	0.021	AFR;KIN
Rodentia	Nesomyidae	Dendromus	melanotis	0.004	0.022	BOT;AFR
Rodentia	Nesomyidae	Dendromus	leucostomus			
Rodentia	Nesomyidae	Dendromus	vernayi			
Rodentia	Nesomyidae	Dendromus	insignis	0.006	0.021	AFR;TAN
Rodentia	Nesomyidae	Dendromus	lovati	0.012		MOM
Rodentia	Nesomyidae	Dendroprionomys	roussetoti			
Rodentia	Nesomyidae	Malacothrix	typica	0.007	0.022	BOT;LOV
Rodentia	Nesomyidae	Megadendromus	nikolausi	0.049	0.066	WLK
Rodentia	Nesomyidae	Prionomys	batesi	0.010	0.013	AFR;PAN
Rodentia	Nesomyidae	Steatomys	parvus	0.005	0.045	MOM;SDZ_WS
Rodentia	Nesomyidae	Steatomys	pratensis	0.009	0.068	AFR;HAP
Rodentia	Nesomyidae	Steatomys	opimus	0.040		PAN
Rodentia	Nesomyidae	Steatomys	caurinus	0.022	0.101	GRD
Rodentia	Nesomyidae	Steatomys	bocagei			
Rodentia	Nesomyidae	Steatomys	krebsii	0.021	0.024	MOM;SAS

## cont. Appendix 7a

Order	Family	Genus	Species	kg min	kg max	Source
Rodentia	Nesomyidae	Steatomys	jacksoni			
Rodentia	Nesomyidae	Steatomys	cuppedius	0.013	0.024	GRD
Rodentia	Nesomyidae	Mystromys	albicaudatus	0.075	0.111	SAS
Rodentia	Cricetidae	Alticola	barakshin			
Rodentia	Cricetidae	Alticola	argentatus	0.0208	0.0546	MSA
Rodentia	Cricetidae	Alticola	albicaudus			
Rodentia	Cricetidae	Alticola	semicanus	0.018	0.059	TDS
Rodentia	Cricetidae	Alticola	stoliczkanus	0.022	0.034	QIL;MSA
Rodentia	Cricetidae	Alticola	tuvinicus			
Rodentia	Cricetidae	Alticola	montosa			
Rodentia	Cricetidae	Alticola	roylei	0.030	0.040	CRC
Rodentia	Cricetidae	Alticola	olchonensis			
Rodentia	Cricetidae	Alticola	lemminus			
Rodentia	Cricetidae	Alticola	macrotis	0.036	0.040	CRC
Rodentia	Cricetidae	Alticola	strelzowi	0.031	0.075	MSA
Rodentia	Cricetidae	Microtus	gregalis	0.035	0.060	CRC
Rodentia	Cricetidae	Microtus	umbrosus	0.042		MOM
Rodentia	Cricetidae	Microtus	californicus	0.030	0.108	NAM;ADW
Rodentia	Cricetidae	Microtus	chrotorrhinus	0.025	0.080	DIS;SDZ_NPR
Rodentia	Cricetidae	Microtus	longicaudus	0.020	0.087	ADW;ENA
Rodentia	Cricetidae	Microtus	richardsoni	0.051	0.150	SAV;NAM
Rodentia	Cricetidae	Microtus	miurus	0.011	0.060	MSA;NAM
Rodentia	Cricetidae	Microtus	mexicanus	0.028	0.048	SAV;TEX
Rodentia	Cricetidae	Microtus	abbreviatus	0.045	0.079	NAM
Rodentia	Cricetidae	Microtus	guatemalensis	0.034	0.042	PED;MOM
Rodentia	Cricetidae	Microtus	xanthognathus	0.0685	0.170	LOV;MSA
Rodentia	Cricetidae	Microtus	schidlovskii			
Rodentia	Cricetidae	Microtus	socialis	0.020	0.056	KRY;CRC
Rodentia	Cricetidae	Microtus	paradoxus	0.026		DSM
Rodentia	Cricetidae	Microtus	anatolicus	0.023	0.053	KRY
Rodentia	Cricetidae	Microtus	tatricus	0.015	0.036	CRC
Rodentia	Cricetidae	Microtus	dogramacii	0.019	0.037	KRY
Rodentia	Cricetidae	Microtus	cabreræ	0.022	0.075	BAZ
Rodentia	Cricetidae	Microtus	arvalis	0.014	0.067	BRI;CRC
Rodentia	Cricetidae	Microtus	agrestis	0.014	0.061	WIK;HOP
Rodentia	Cricetidae	Microtus	qazvinensis			
Rodentia	Cricetidae	Microtus	levis	0.025	0.046	WIK
Rodentia	Cricetidae	Microtus	guentheri	0.018	0.076	ROD;CRC
Rodentia	Cricetidae	Microtus	irani			
Rodentia	Cricetidae	Microtus	ilaeus			
Rodentia	Cricetidae	Microtus	transcaspicus	0.039		DSM
Rodentia	Cricetidae	Microtus	maximowiczii			
Rodentia	Cricetidae	Microtus	limnophilus			
Rodentia	Cricetidae	Microtus	montebelli	0.027	0.042	KIT;CRC
Rodentia	Cricetidae	Microtus	mujanensis			
Rodentia	Cricetidae	Microtus	fortis	0.025	0.063	ROD;CRC
Rodentia	Cricetidae	Microtus	clarkei			
Rodentia	Cricetidae	Microtus	middendorffii			
Rodentia	Cricetidae	Microtus	oeconomus	0.015	0.103	BAV;WIK
Rodentia	Cricetidae	Microtus	evoronensis			
Rodentia	Cricetidae	Microtus	kikuchii	0.045	0.048	CRC

## cont. Appendix 7a

Order	Family	Genus	Species	kg min	kg max	Source
Rodentia	Cricetidae	Microtus	mongolicus	0.025	0.030	CRC
Rodentia	Cricetidae	Microtus	sachalinensis			
Rodentia	Cricetidae	Microtus	duodecimcostatus	0.014	0.035	WIK;BAZ
Rodentia	Cricetidae	Microtus	majori	0.020	0.029	KRY
Rodentia	Cricetidae	Microtus	thomasi			
Rodentia	Cricetidae	Microtus	felteni			
Rodentia	Cricetidae	Microtus	bavaricus			
Rodentia	Cricetidae	Microtus	gerbei			
Rodentia	Cricetidae	Microtus	liechtensteini			
Rodentia	Cricetidae	Microtus	daghestanicus	0.015	0.025	KRY
Rodentia	Cricetidae	Microtus	lusitanicus	0.016		CRC
Rodentia	Cricetidae	Microtus	brachycercus			
Rodentia	Cricetidae	Microtus	savii	0.014	0.024	WIK
Rodentia	Cricetidae	Microtus	schelkovnikovii	0.0175	0.0285	NAD
Rodentia	Cricetidae	Microtus	subterraneus	0.012	0.027	WIK
Rodentia	Cricetidae	Microtus	multiplex	0.023		MOM
Rodentia	Cricetidae	Microtus	montanus	0.013	0.090	CRC;NAM
Rodentia	Cricetidae	Microtus	townsendii	0.038	0.103	CRC;ENA
Rodentia	Cricetidae	Microtus	canicaudus	0.026	0.085	CRC;BUR
Rodentia	Cricetidae	Microtus	breweri	0.045	0.063	NAM
Rodentia	Cricetidae	Microtus	pennsylvanicus	0.020	0.075	BUR;KAN
Rodentia	Cricetidae	Microtus	oregoni	0.014	0.031	ENA
Rodentia	Cricetidae	Microtus	oaxacensis	0.027	0.046	MSA
Rodentia	Cricetidae	Microtus	quasiater	0.040		MOM
Rodentia	Cricetidae	Microtus	pinetorum	0.014	0.056	ADW;DIS
Rodentia	Cricetidae	Microtus	ochrogaster	0.021	0.073	CRC;MSA
Rodentia	Cricetidae	Arborimus	albipes	0.017	0.0285	NAM
Rodentia	Cricetidae	Arborimus	pomo	0.020	0.047	MSA;NAM
Rodentia	Cricetidae	Arborimus	longicaudus	0.0218	0.050	SAV;MSA
Rodentia	Cricetidae	Arvicola	amphibius	0.060	0.386	GLW;CRC
Rodentia	Cricetidae	Arvicola	scherman	0.060	0.150	WIK
Rodentia	Cricetidae	Arvicola	sapidus	0.150	0.300	BAZ
Rodentia	Cricetidae	Blanfordimys	afghanus	0.025	0.034	CRC
Rodentia	Cricetidae	Blanfordimys	bucharensis			
Rodentia	Cricetidae	Caryomys	eva	0.027		CRC
Rodentia	Cricetidae	Caryomys	inez	0.027		CRC
Rodentia	Cricetidae	Chionomys	roberti	0.040	0.078	KRY
Rodentia	Cricetidae	Chionomys	gud	0.034	0.063	KRY
Rodentia	Cricetidae	Chionomys	nivalis	0.0295	0.068	KRY;WLK
Rodentia	Cricetidae	Dicrostonyx	hudsonius	0.035	0.085	NAM
Rodentia	Cricetidae	Dicrostonyx	nelsoni	0.075	0.101	LOM
Rodentia	Cricetidae	Dicrostonyx	nunatakensis			
Rodentia	Cricetidae	Dicrostonyx	richardsoni	0.035	0.090	NAM
Rodentia	Cricetidae	Dicrostonyx	torquatus	0.030	0.120	BOF;CRC
Rodentia	Cricetidae	Dicrostonyx	unalascensis			
Rodentia	Cricetidae	Dicrostonyx	vinogradovi			
Rodentia	Cricetidae	Dicrostonyx	groenlandicus	0.030	0.112	GRZ16_978
Rodentia	Cricetidae	Dinaromys	bogdanovi	0.030	0.082	WLK
Rodentia	Cricetidae	Ellobius	alaicus			
Rodentia	Cricetidae	Ellobius	talpinus	0.030	0.056	CRC
Rodentia	Cricetidae	Ellobius	tancrei	0.053		TDS



## cont. Appendix 7a

Order	Family	Genus	Species	kg min	kg max	Source
Rodentia	Cricetidae	Ellobius	lutescens	0.025	0.084	MGH;KRY
Rodentia	Cricetidae	Ellobius	fuscocapillus	0.032	0.088	MGH
Rodentia	Cricetidae	Eolagurus	przewalskii			
Rodentia	Cricetidae	Eolagurus	luteus	0.026		MOM
Rodentia	Cricetidae	Eothenomys	custos	0.031		CRC
Rodentia	Cricetidae	Eothenomys	chinensis	0.051		CRC
Rodentia	Cricetidae	Eothenomys	cachinus			
Rodentia	Cricetidae	Eothenomys	miletus	0.042	0.051	SIE;CRC
Rodentia	Cricetidae	Eothenomys	olitor	0.022		CRC
Rodentia	Cricetidae	Eothenomys	wardi	0.040		CRC
Rodentia	Cricetidae	Eothenomys	proditor	0.043		CRC
Rodentia	Cricetidae	Eothenomys	melanogaster	0.018	0.027	CRC;LEK
Rodentia	Cricetidae	Hyperacrius	wynnei	0.042	0.060	CRC
Rodentia	Cricetidae	Hyperacrius	fertilis	0.022		MOM
Rodentia	Cricetidae	Lagurus	lagurus	0.010	0.035	GRZ16_978;ADW
Rodentia	Cricetidae	Lasiopodomys	mandarinus			
Rodentia	Cricetidae	Lasiopodomys	fuscus			
Rodentia	Cricetidae	Lasiopodomys	brandtii	0.034	0.052	WAP;TDS
Rodentia	Cricetidae	Lemmiscus	curtatus	0.017	0.038	MSA
Rodentia	Cricetidae	Lemmus	amurensis			
Rodentia	Cricetidae	Lemmus	lemmus	0.020	0.130	GRZ16_978
Rodentia	Cricetidae	Lemmus	portenkoi			
Rodentia	Cricetidae	Lemmus	trimucronatus	0.032	0.130	BDD;NAM
Rodentia	Cricetidae	Lemmus	sibiricus	0.044	0.137	CRC
Rodentia	Cricetidae	Myodes	rutilus	0.015	0.050	BRI;CRC
Rodentia	Cricetidae	Myodes	rufocanus	0.014	0.052	TDS;CRC
Rodentia	Cricetidae	Myodes	andersoni	0.030	0.047	KIT
Rodentia	Cricetidae	Myodes	californicus	0.015	0.040	ADW
Rodentia	Cricetidae	Myodes	centralis	0.024	0.040	CRC
Rodentia	Cricetidae	Myodes	gapperi	0.006	0.042	MSA
Rodentia	Cricetidae	Myodes	glareolus	0.010	0.050	CRC;GRZ16_978
Rodentia	Cricetidae	Myodes	imaizumii			
Rodentia	Cricetidae	Myodes	smithii	0.035		PAN
Rodentia	Cricetidae	Myodes	rex	0.033	0.062	KNK
Rodentia	Cricetidae	Myodes	shanseius			
Rodentia	Cricetidae	Myodes	regulus			
Rodentia	Cricetidae	Myopus	schisticolor	0.0175	0.045	MYO;ADW
Rodentia	Cricetidae	Neodon	sikimensis	0.0225	0.045	ABN
Rodentia	Cricetidae	Neodon	forresti			
Rodentia	Cricetidae	Neodon	irene			
Rodentia	Cricetidae	Neodon	juldaschi	0.030	0.040	CRC
Rodentia	Cricetidae	Neofiber	alleni	0.187	0.500	WLK;GRZ16_973
Rodentia	Cricetidae	Ondatra	zibethicus	0.447	1.959	WHI
Rodentia	Cricetidae	Phaiomys	leucurus			
Rodentia	Cricetidae	Phenacomys	ungava	0.025	0.040	NAM
Rodentia	Cricetidae	Phenacomys	intermedius	0.015	0.050	BUR;ADW
Rodentia	Cricetidae	Proedromys	bedfordi			
Rodentia	Cricetidae	Prometheomys	schaposchnikowi	0.050	0.088	GRZ16_978;KRY
Rodentia	Cricetidae	Synaptomys	cooperi	0.014	0.054	DIS;KAN
Rodentia	Cricetidae	Synaptomys	borealis	0.018	0.036	WHI
Rodentia	Cricetidae	Volemys	musseri	0.043		CRC

## cont. Appendix 7a

Order	Family	Genus	Species	kg min	kg max	Source
Rodentia	Cricetidae	Volemys	millicens			
Rodentia	Cricetidae	Lophiomy	imhausi	0.590	0.920	KIN
Rodentia	Cricetidae	Baiomys	musculus	0.007	0.010	SDZ_NRF;PED
Rodentia	Cricetidae	Baiomys	taylori	0.006	0.0106	NAM;AND
Rodentia	Cricetidae	Habromys	simulatus	0.040		MOM
Rodentia	Cricetidae	Habromys	chinanteco	0.040		MOM
Rodentia	Cricetidae	Habromys	lepturus	0.085		MOM
Rodentia	Cricetidae	Habromys	lophurus	0.027	0.040	PED;MOM
Rodentia	Cricetidae	Habromys	ixtlani			
Rodentia	Cricetidae	Habromys	delicatulus			
Rodentia	Cricetidae	Reithrodontomys	zacatecae	0.009	0.011	AND
Rodentia	Cricetidae	Reithrodontomys	megalotis	0.007	0.022	HOP;BUR
Rodentia	Cricetidae	Reithrodontomys	hirsutus	0.020		MOM
Rodentia	Cricetidae	Reithrodontomys	fulvescens	0.0065	0.030	NAM;ENA
Rodentia	Cricetidae	Reithrodontomys	chrysopsis	0.013	0.019	SDZ_TWF;MOM
Rodentia	Cricetidae	Reithrodontomys	burti	0.02		MOM
Rodentia	Cricetidae	Reithrodontomys	humulis	0.005	0.016	CRC
Rodentia	Cricetidae	Reithrodontomys	montanus	0.005	0.015	CRC
Rodentia	Cricetidae	Reithrodontomys	sumichrasti	0.008	0.019	UBI;MOM
Rodentia	Cricetidae	Reithrodontomys	raviventris	0.0076	0.015	MSA;ADW
Rodentia	Cricetidae	Reithrodontomys	creper	0.019	0.028	UBI
Rodentia	Cricetidae	Reithrodontomys	rodriguez	0.015		UBI
Rodentia	Cricetidae	Reithrodontomys	tenuirostris	0.02	0.023	MOM;PED
Rodentia	Cricetidae	Reithrodontomys	paradoxus			
Rodentia	Cricetidae	Reithrodontomys	mexicanus	0.011	.019	HNB;MOM
Rodentia	Cricetidae	Reithrodontomys	brevirostris	0.0113	0.0156	MSA
Rodentia	Cricetidae	Reithrodontomys	spectabilis	0.018	0.0214	MSA
Rodentia	Cricetidae	Reithrodontomys	gracilis	0.009	0.020	HOM;B&N
Rodentia	Cricetidae	Reithrodontomys	microdon	0.010	0.020	PED;MOM
Rodentia	Cricetidae	Reithrodontomys	darienensis	0.013	0.040	MOM;PED
Rodentia	Cricetidae	Hodomys	alleni	0.220	0.452	B&N;MSA
Rodentia	Cricetidae	Isthomys	flavidus			
Rodentia	Cricetidae	Isthomys	pirrensis	0.080	0.138	PED;MOM
Rodentia	Cricetidae	Megadontomys	cryophilus			
Rodentia	Cricetidae	Megadontomys	thomasi	0.080	0.111	B&N;MOM
Rodentia	Cricetidae	Megadontomys	nelsoni			
Rodentia	Cricetidae	Nelsonia	goldmani	0.056		SDZ_TWF
Rodentia	Cricetidae	Nelsonia	neotomodon	0.08		MOM
Rodentia	Cricetidae	Neotoma	stephensi	0.117	0.203	NAM;NE4
Rodentia	Cricetidae	Neotoma	mexicana	0.098	0.253	ALK;NAM
Rodentia	Cricetidae	Neotoma	fuscipes	0.097	0.360	NE3;NAM
Rodentia	Cricetidae	Neotoma	albigula	0.095	0.294	ALK;ENA
Rodentia	Cricetidae	Neotoma	angustapalata	0.198		MOM
Rodentia	Cricetidae	Neotoma	anthonyi	0.143	0.277	MSA
Rodentia	Cricetidae	Neotoma	bryanti	0.145	0.220	DON;MSA
Rodentia	Cricetidae	Neotoma	bunker	0.145	0.375	DON;PAN
Rodentia	Cricetidae	Neotoma	chrysomelas			
Rodentia	Cricetidae	Neotoma	nelsoni	0.198		MOM
Rodentia	Cricetidae	Neotoma	floridana	0.100	0.455	CRC;ENA
Rodentia	Cricetidae	Neotoma	goldmani	0.091	0.200	AND;SLA
Rodentia	Cricetidae	Neotoma	lepida	0.080	0.388	NEO;LOM

## cont. Appendix 7a

Order	Family	Genus	Species	kg min	kg max	Source
Rodentia	Cricetidae	Neotoma	leucodon			
Rodentia	Cricetidae	Neotoma	macrotris	0.187	0.226	SIE;PAN
Rodentia	Cricetidae	Neotoma	magister	0.193	0.485	WHI;NAM
Rodentia	Cricetidae	Neotoma	martinensis	0.145	0.279	DON;MSA
Rodentia	Cricetidae	Neotoma	micropus	0.180	0.378	NAM;BDD
Rodentia	Cricetidae	Neotoma	palatina	0.187	0.200	SDZ_TWF;SLA
Rodentia	Cricetidae	Neotoma	devia	0.096	0.200	MOM
Rodentia	Cricetidae	Neotoma	cinerea	0.140	0.600	MSA
Rodentia	Cricetidae	Neotoma	phenax	0.188	0.279	MSA
Rodentia	Cricetidae	Neotomodon	alstoni	0.040	0.060	MOM;WLK
Rodentia	Cricetidae	Ochrotomys	nuttalli	0.012	0.093	CRC;ENA
Rodentia	Cricetidae	Onychomys	arenicola	0.020	0.035	NAM
Rodentia	Cricetidae	Onychomys	leucogaster	0.024	0.060	CRC;ATA
Rodentia	Cricetidae	Onychomys	torridus	0.013	0.062	CRC;ESR
Rodentia	Cricetidae	Osgoodomys	banderanus	0.034	0.068	SDZ_DDF;WLK
Rodentia	Cricetidae	Peromyscus	stephani			
Rodentia	Cricetidae	Peromyscus	gossypinus	0.017	0.051	MSA;TEX
Rodentia	Cricetidae	Peromyscus	gratus	0.019	0.033	NAM
Rodentia	Cricetidae	Peromyscus	zarhynchus	0.04	0.064	MOM;PED
Rodentia	Cricetidae	Peromyscus	yucatanicus	0.022	0.040	PED;B&N
Rodentia	Cricetidae	Peromyscus	winkelmani	0.04		MOM
Rodentia	Cricetidae	Peromyscus	fraterculus			
Rodentia	Cricetidae	Peromyscus	stirtoni	0.028	0.0313	MSA
Rodentia	Cricetidae	Peromyscus	dickeyi	0.023	0.035	MSA
Rodentia	Cricetidae	Peromyscus	spicilegus	0.017	0.036	AND;MOM
Rodentia	Cricetidae	Peromyscus	slevini	0.054		DON
Rodentia	Cricetidae	Peromyscus	truei	0.015	0.050	NAM
Rodentia	Cricetidae	Peromyscus	eva	0.0127	0.035	MSA;LOM
Rodentia	Cricetidae	Peromyscus	simulus	0.030	0.040	LOM;MOM
Rodentia	Cricetidae	Peromyscus	difficilis	0.024	0.036	CRC;AND
Rodentia	Cricetidae	Peromyscus	grandis	0.065	0.077	PED;SDZ_NRF
Rodentia	Cricetidae	Peromyscus	crinitus	0.013	0.050	NAM;SAV
Rodentia	Cricetidae	Peromyscus	caniceps	0.027		DON
Rodentia	Cricetidae	Peromyscus	californicus	0.030	0.070	FAR;CRC
Rodentia	Cricetidae	Peromyscus	bullatus	0.04		MOM
Rodentia	Cricetidae	Peromyscus	boylii	0.018	0.037	FAR
Rodentia	Cricetidae	Peromyscus	beatae			
Rodentia	Cricetidae	Peromyscus	aztecus	0.022	0.045	MSA;PED
Rodentia	Cricetidae	Peromyscus	attwateri	0.019	0.041	CRC
Rodentia	Cricetidae	Peromyscus	eremicus	0.0174	0.054	GE2;LOM
Rodentia	Cricetidae	Peromyscus	keeni	0.010	0.034	BUR;LOM
Rodentia	Cricetidae	Peromyscus	mekisturus	0.06		MOM
Rodentia	Cricetidae	Peromyscus	megalops	0.066	0.071	MOM;B&N
Rodentia	Cricetidae	Peromyscus	mayensis	0.032		PED
Rodentia	Cricetidae	Peromyscus	maniculatus	0.010	0.040	ADW;GLW
Rodentia	Cricetidae	Peromyscus	sejugis	0.014	0.025	MSA
Rodentia	Cricetidae	Peromyscus	melanocarpus	0.059	0.060	MOM;B&N
Rodentia	Cricetidae	Peromyscus	furvus	0.033		MOM
Rodentia	Cricetidae	Peromyscus	madrensis	0.037		LOM
Rodentia	Cricetidae	Peromyscus	interparietalis	0.028		CRC
Rodentia	Cricetidae	Peromyscus	hylocetes			

## cont. Appendix 7a

Order	Family	Genus	Species	kg min	kg max	Source
Rodentia	Cricetidae	Peromyscus	hooperi	0.0195	0.036	MSA;MOM
Rodentia	Cricetidae	Peromyscus	gymnotis	0.036	0.040	PED;MOM
Rodentia	Cricetidae	Peromyscus	guatemalensis	0.040	0.054	MOM;PED
Rodentia	Cricetidae	Peromyscus	guardia	0.027		DON
Rodentia	Cricetidae	Peromyscus	levipes	0.023		PED
Rodentia	Cricetidae	Peromyscus	pseudocrinitus	0.018		MOM
Rodentia	Cricetidae	Peromyscus	leucopus	0.010	0.060	ENA;ATA
Rodentia	Cricetidae	Peromyscus	sagax			
Rodentia	Cricetidae	Peromyscus	melanophrys	0.038	0.059	PED;SDZ_TWF
Rodentia	Cricetidae	Peromyscus	polius	0.025	0.040	AND;MOM
Rodentia	Cricetidae	Peromyscus	polionotus	0.008	0.020	WHI;ROD
Rodentia	Cricetidae	Peromyscus	perfulvus	0.014	0.040	SDZ_TWF;MOM
Rodentia	Cricetidae	Peromyscus	pembertoni	0.025		DON
Rodentia	Cricetidae	Peromyscus	pectoralis	0.014	0.039	AND;TEX
Rodentia	Cricetidae	Peromyscus	ochraventer	0.040		MOM
Rodentia	Cricetidae	Peromyscus	nasutus	0.024	0.032	NAM
Rodentia	Cricetidae	Peromyscus	mexicanus	0.029	0.075	EMS;B&N
Rodentia	Cricetidae	Peromyscus	merriami	0.020	0.040	NAM;MOM
Rodentia	Cricetidae	Peromyscus	melanurus	0.04		MOM
Rodentia	Cricetidae	Peromyscus	melanotis	0.0157	0.040	AND;MOM
Rodentia	Cricetidae	Podomys	floridanus	0.015	0.050	ADW
Rodentia	Cricetidae	Scotinomys	xerampelinus	0.012	0.015	SIE;MOM
Rodentia	Cricetidae	Scotinomys	teguina	0.009	0.016	CRC;HOM
Rodentia	Cricetidae	Xenomys	nelsoni	0.082	0.158	SDZ_DDF;MSA
Rodentia	Cricetidae	Juscelinomys	guaporensis	0.088		EMM
Rodentia	Cricetidae	Juscelinomys	candango	0.097		MOM
Rodentia	Cricetidae	Juscelinomys	huanchacae	0.099		EMM
Rodentia	Cricetidae	Kunsia	tomentosus	0.116		MOM
Rodentia	Cricetidae	Kunsia	fronto	0.168		MOM
Rodentia	Cricetidae	Lenoxus	apicalis	0.054		MOM
Rodentia	Cricetidae	Loxodontomys	micropus	0.045	0.105	WLK
Rodentia	Cricetidae	Loxodontomys	pikumche	0.043	0.080	ALK;NOO
Rodentia	Cricetidae	Lundomys	molitor	0.227	0.250	WLK
Rodentia	Cricetidae	Megalomys	desmarestii			
Rodentia	Cricetidae	Megalomys	luciae			
Rodentia	Cricetidae	Megaoryzomys	curioi			
Rodentia	Cricetidae	Melanomys	zunigae	0.054		MOM
Rodentia	Cricetidae	Melanomys	caliginosus	0.026	0.074	PAC;UBI
Rodentia	Cricetidae	Melanomys	robustus	0.054		MOM
Rodentia	Cricetidae	Microakodontomys	transitorius			1 specimen
Rodentia	Cricetidae	Abrawayaomys	ruschii	0.063		MOM
Rodentia	Cricetidae	Abrothrix	andinus	0.017	0.035	ALK;LOV
Rodentia	Cricetidae	Abrothrix	olivaceus	0.015	0.0436	RDT;APO
Rodentia	Cricetidae	Abrothrix	markhami	0.030		COF
Rodentia	Cricetidae	Abrothrix	longipilis	0.025	0.0638	ALK;ISL
Rodentia	Cricetidae	Abrothrix	lanosus	0.020	0.033	SA;CRC
Rodentia	Cricetidae	Abrothrix	jelskii	0.034	0.036	CRC
Rodentia	Cricetidae	Abrothrix	illuteus	0.048		CRC
Rodentia	Cricetidae	Abrothrix	hershkovitzi	0.030		COF
Rodentia	Cricetidae	Abrothrix	sanborni	0.020	0.029	CRC
Rodentia	Cricetidae	Aepeomys	lugens	0.037		MOM

## cont. Appendix 7a

Order	Family	Genus	Species	kg min	kg max	Source
Rodentia	Cricetidae	Aepeomys	reigi			
Rodentia	Cricetidae	Akodon	aerosus	0.029	0.060	HNB;MOM
Rodentia	Cricetidae	Akodon	bogotensis	0.013		MOM
Rodentia	Cricetidae	Akodon	iniscatus	0.029		MOM
Rodentia	Cricetidae	Akodon	orophilus	0.039		MOM
Rodentia	Cricetidae	Akodon	molinae	0.031	0.041	ALK;RPS
Rodentia	Cricetidae	Akodon	neocenus	0.042		MOM
Rodentia	Cricetidae	Akodon	mystax	0.016	0.025	PDE
Rodentia	Cricetidae	Akodon	montensis	0.019	0.057	PMS
Rodentia	Cricetidae	Akodon	mollis	0.025	0.030	HNB;MOM
Rodentia	Cricetidae	Akodon	lindberghi	0.006	0.031	AKL
Rodentia	Cricetidae	Akodon	leucolimnaeus			
Rodentia	Cricetidae	Akodon	sanctipaulensis	0.027		MOM
Rodentia	Cricetidae	Akodon	juninensis	0.039		MOM
Rodentia	Cricetidae	Akodon	paranaensis			
Rodentia	Cricetidae	Akodon	fumeus	0.023		MOM
Rodentia	Cricetidae	Akodon	dolores	0.050	0.051	MOM;PAN
Rodentia	Cricetidae	Akodon	dayi	0.025	0.040	CRC
Rodentia	Cricetidae	Akodon	cursor	0.015	0.070	AVN
Rodentia	Cricetidae	Akodon	lutescens	0.010	0.031	CRC
Rodentia	Cricetidae	Akodon	boliviensis	0.0145	0.042	JAY;CRC
Rodentia	Cricetidae	Akodon	azarae	0.010	0.045	WLK
Rodentia	Cricetidae	Akodon	aliquantulus			
Rodentia	Cricetidae	Akodon	albiventer	0.016	0.031	CRC;SAV
Rodentia	Cricetidae	Akodon	kofordi	0.029	0.30	MOM;PAN
Rodentia	Cricetidae	Akodon	subfuscus	0.017	0.030	HOP;MOM
Rodentia	Cricetidae	Akodon	torques	0.039		MOM
Rodentia	Cricetidae	Akodon	oenos	0.011	0.040	AKO
Rodentia	Cricetidae	Akodon	sylvanus	0.039		MOM
Rodentia	Cricetidae	Akodon	pervalens			
Rodentia	Cricetidae	Akodon	toba	0.051		MOM
Rodentia	Cricetidae	Akodon	surdus	0.039		MOM
Rodentia	Cricetidae	Akodon	varius	0.030	0.060	AKO
Rodentia	Cricetidae	Akodon	spegazzinii	0.018	0.035	CRC
Rodentia	Cricetidae	Akodon	simulator	0.042	0.043	MOM;CRC
Rodentia	Cricetidae	Akodon	reigi			
Rodentia	Cricetidae	Akodon	serrensis	0.028	0.035	MOM;EVA
Rodentia	Cricetidae	Akodon	affinis	0.025		MOM
Rodentia	Cricetidae	Akodon	budini	0.027		MOM
Rodentia	Cricetidae	Akodon	siberiae	0.035		MOM
Rodentia	Cricetidae	Akodon	latebricola	0.039		MOM
Rodentia	Cricetidae	Akodon	mimus	0.024		MOM
Rodentia	Cricetidae	Amphinectomys	savamis	0.214		WLK
Rodentia	Cricetidae	Andalgalomys	pearsoni	0.025		MOM
Rodentia	Cricetidae	Andalgalomys	roigi	0.028	0.029	ALK
Rodentia	Cricetidae	Andalgalomys	olrogi	0.023	0.035	ALK;SDZ_CAC
Rodentia	Cricetidae	Andinomys	edax	0.050	0.091	COF;WLK
Rodentia	Cricetidae	Anotomys	leander	0.066		MOM
Rodentia	Cricetidae	Auliscomys	boliviensis	0.033	0.077	ALK;LOV
Rodentia	Cricetidae	Auliscomys	pictus	0.049	0.057	PAN;CRC
Rodentia	Cricetidae	Auliscomys	sublimis	0.036	0.039	ALK;COF

## cont. Appendix 7a

Order	Family	Genus	Species	kg min	kg max	Source
Rodentia	Cricetidae	Bibimys	labiosus	0.029		SDZ_TMF
Rodentia	Cricetidae	Bibimys	torresi	0.023	0.042	WLK;BIB
Rodentia	Cricetidae	Bibimys	chacoensis	0.023	0.032	BIB
Rodentia	Cricetidae	Blarinomys	breviceps	0.037		MOM
Rodentia	Cricetidae	Brucepattersonius	griserufescens			
Rodentia	Cricetidae	Brucepattersonius	soricinus			
Rodentia	Cricetidae	Brucepattersonius	paradisus			
Rodentia	Cricetidae	Brucepattersonius	misionensis			
Rodentia	Cricetidae	Brucepattersonius	iheringi	0.043		PAN
Rodentia	Cricetidae	Brucepattersonius	guarani			
Rodentia	Cricetidae	Brucepattersonius	albinasus			
Rodentia	Cricetidae	Brucepattersonius	igniventris			
Rodentia	Cricetidae	Calomys	tener	0.0106	0.014	BRZ;MOM
Rodentia	Cricetidae	Calomys	boliviae	0.027		MOM
Rodentia	Cricetidae	Calomys	callidus	0.027	0.051	MOM;TOU
Rodentia	Cricetidae	Calomys	callosus	0.015	0.054	CRC
Rodentia	Cricetidae	Calomys	expulsus	0.025	0.040	CHP;PAN
Rodentia	Cricetidae	Calomys	hummelincki	0.027		MOM
Rodentia	Cricetidae	Calomys	laucha	0.010	0.038	CRC;WLK
Rodentia	Cricetidae	Calomys	lepidus	0.014	0.027	ALK;MOM
Rodentia	Cricetidae	Calomys	musculus	0.010	0.035	JCV;RPS
Rodentia	Cricetidae	Calomys	sorellus	0.014	0.025	CRC
Rodentia	Cricetidae	Calomys	tocantinsi			
Rodentia	Cricetidae	Calomys	venustus	0.0495		LOV
Rodentia	Cricetidae	Chelemys	megalonyx	0.043	0.075	CRC
Rodentia	Cricetidae	Chelemys	delfini			
Rodentia	Cricetidae	Chelemys	macronyx	0.043	0.075	CRC
Rodentia	Cricetidae	Chibchanomys	trichotis	0.050		MOM
Rodentia	Cricetidae	Chibchanomys	orcesi	0.035	0.041	JEB
Rodentia	Cricetidae	Chilomys	instans	0.015	0.019	MNT;MOM
Rodentia	Cricetidae	Chinchillula	sahamae	0.124	0.200	WLK;CRC
Rodentia	Cricetidae	Delomys	collinus			
Rodentia	Cricetidae	Delomys	dorsalis	0.040	0.130	WLK
Rodentia	Cricetidae	Delomys	sublineatus	0.090		MOM
Rodentia	Cricetidae	Deltamys	kempi	0.026		PAN
Rodentia	Cricetidae	Eligmodontia	typus	0.0125	0.027	LNZ
Rodentia	Cricetidae	Eligmodontia	puerulus	0.017	0.031	ALK;CRC
Rodentia	Cricetidae	Eligmodontia	moreni	0.014	0.022	CRC
Rodentia	Cricetidae	Eligmodontia	morgani	0.017		MOM
Rodentia	Cricetidae	Euneomys	chinchilloides	0.054	0.125	CRC
Rodentia	Cricetidae	Euneomys	fossor	0.083		MOM
Rodentia	Cricetidae	Euneomys	mordax	0.082		MOM
Rodentia	Cricetidae	Euneomys	petersoni	0.083		MOM
Rodentia	Cricetidae	Galenomys	garleppi	0.059	0.060	PAN;MOM
Rodentia	Cricetidae	Geoxus	valdivianus	0.020	0.041	WLK
Rodentia	Cricetidae	Graomys	centralis			
Rodentia	Cricetidae	Graomys	edithae	0.040		MOM
Rodentia	Cricetidae	Graomys	griseoflavus	0.028	0.100	LAZ;CRC
Rodentia	Cricetidae	Graomys	domorum	0.050	0.102	CRC;MOM
Rodentia	Cricetidae	Handleyomys	fuscatus	0.050		PAN
Rodentia	Cricetidae	Handleyomys	intectus	0.061		PAN

## cont. Appendix 7a

Order	Family	Genus	Species	kg min	kg max	Source
Rodentia	Cricetidae	Holochilus	brasiliensis	0.059	0.326	CRC;MNT
Rodentia	Cricetidae	Holochilus	chacarius	0.186	0.204	MNT;MOM
Rodentia	Cricetidae	Holochilus	sciureus	0.112	0.180	BDD;HIC
Rodentia	Cricetidae	Ichthyomys	pittieri	0.069		MOM
Rodentia	Cricetidae	Ichthyomys	stolzmanni	0.085		MOM
Rodentia	Cricetidae	Ichthyomys	hydrobates	0.066		MOM
Rodentia	Cricetidae	Ichthyomys	tweedii	0.118	0.139	MOM;PED
Rodentia	Cricetidae	Irenomys	tarsalis	0.030	0.067	WLK
Rodentia	Cricetidae	Juliomys	pictipes	0.023		PAN
Rodentia	Cricetidae	Juliomys	rimofrons	0.0145	0.023	OLB
Rodentia	Cricetidae	Microrozomys	altissimus	0.013	0.014	PAN;MOM
Rodentia	Cricetidae	Microrozomys	minutus	0.011	0.014	HNB;MOM
Rodentia	Cricetidae	Neacomys	paracou	0.010	0.020	VOL
Rodentia	Cricetidae	Neacomys	musseri			
Rodentia	Cricetidae	Neacomys	dubosti	0.011	0.019	VOL
Rodentia	Cricetidae	Neacomys	guianae	0.010	0.022	VOL;CRC
Rodentia	Cricetidae	Neacomys	pictus	0.018		PED
Rodentia	Cricetidae	Neacomys	spinosus	0.012	0.028	HNB;HIC
Rodentia	Cricetidae	Neacomys	tenuipes	0.012	0.022	VOL
Rodentia	Cricetidae	Neacomys	minutus			
Rodentia	Cricetidae	Necomys	amoenus	0.019	0.052	CRC
Rodentia	Cricetidae	Necomys	benefactus	0.0346	0.0468	PRO
Rodentia	Cricetidae	Necomys	lactens	0.033	0.036	CRC;ALK
Rodentia	Cricetidae	Necomys	lenguarum	0.030	0.050	CRC
Rodentia	Cricetidae	Necomys	obscurus	0.041		PAN
Rodentia	Cricetidae	Necomys	punctulatus	0.037		PAN
Rodentia	Cricetidae	Necomys	temchuki	0.022	0.052	WLK
Rodentia	Cricetidae	Necomys	lasiurus	0.0237	0.080	BRZ;CHP
Rodentia	Cricetidae	Necomys	urichi	0.035	0.060	SDZ_TWF;CRC
Rodentia	Cricetidae	Nectomys	squamipes	0.045	0.420	AVN;MSA
Rodentia	Cricetidae	Nectomys	apicalis	0.209	0.392	HOP
Rodentia	Cricetidae	Nectomys	magdalenae			
Rodentia	Cricetidae	Nectomys	palmipes	0.084	0.304	VOL
Rodentia	Cricetidae	Nectomys	rattus	0.130	0.340	CHP
Rodentia	Cricetidae	Neotomys	ebriosus	0.058	0.069	COF;WLK
Rodentia	Cricetidae	Nesoryzomys	darwini			
Rodentia	Cricetidae	Nesoryzomys	fernandinae			
Rodentia	Cricetidae	Nesoryzomys	indefessus	0.083	0.129	HOP
Rodentia	Cricetidae	Nesoryzomys	swarthi	0.181		ARK
Rodentia	Cricetidae	Neusticomys	peruviensis	0.040		MOM
Rodentia	Cricetidae	Neusticomys	mussoi	0.040		MOM
Rodentia	Cricetidae	Neusticomys	oyapocki	0.021	0.050	LES
Rodentia	Cricetidae	Neusticomys	venezuelae	0.047	0.066	MOM;VOL
Rodentia	Cricetidae	Neusticomys	monticolus	0.04		MOM
Rodentia	Cricetidae	Noronhomys	vespuccii			extinct
Rodentia	Cricetidae	Notiomys	edwardsii	0.0185	0.025	WLK
Rodentia	Cricetidae	Oecomys	catherinae	0.032	0.074	ASF
Rodentia	Cricetidae	Oecomys	rutilus	0.012	0.073	VOL;MOM
Rodentia	Cricetidae	Oecomys	rex	0.073		MOM
Rodentia	Cricetidae	Oecomys	phaeotis	0.073		MOM
Rodentia	Cricetidae	Oecomys	paricola	0.037	0.073	MNT;MOM

## cont. Appendix 7a

Order	Family	Genus	Species	kg min	kg max	Source
Rodentia	Cricetidae	Oecomys	mamorae	0.048	0.120	CR4
Rodentia	Cricetidae	Oecomys	flavicans	0.073		MOM
Rodentia	Cricetidae	Oecomys	speciosus	0.073		MOM
Rodentia	Cricetidae	Oecomys	cleberi	0.073		MOM
Rodentia	Cricetidae	Oecomys	roberti	0.034	0.086	CR4
Rodentia	Cricetidae	Oecomys	bicolor	0.020	0.060	CR4;CRC
Rodentia	Cricetidae	Oecomys	ayantepui	0.024	0.062	VOL
Rodentia	Cricetidae	Oecomys	concolor	0.030	0.100	CRC
Rodentia	Cricetidae	Oecomys	trinitatis	0.033	0.082	CR4;UBI
Rodentia	Cricetidae	Oecomys	superans	0.022	0.073	HNB;MOM
Rodentia	Cricetidae	Oligoryzomys	vegetus	0.015		PED
Rodentia	Cricetidae	Oligoryzomys	flavescens	0.015	0.032	BOI;MNT
Rodentia	Cricetidae	Oligoryzomys	fulvescens	0.010	0.080	PAC;B&N
Rodentia	Cricetidae	Oligoryzomys	griseolus	0.025		MOM
Rodentia	Cricetidae	Oligoryzomys	longicaudatus	0.013	0.038	CRC
Rodentia	Cricetidae	Oligoryzomys	magellanicus	0.025	0.028	MOM;COF
Rodentia	Cricetidae	Oligoryzomys	microtis	0.010	0.027	SDZ_LNR;CRC
Rodentia	Cricetidae	Oligoryzomys	fornesi			
Rodentia	Cricetidae	Oligoryzomys	stramineus			
Rodentia	Cricetidae	Oligoryzomys	arenalis	0.025		MOM
Rodentia	Cricetidae	Oligoryzomys	eliurus	0.030	0.041	MOM;SDZ_CAC
Rodentia	Cricetidae	Oligoryzomys	destructor	0.016	0.025	HNB;MOM
Rodentia	Cricetidae	Oligoryzomys	delticola	0.029		MOM
Rodentia	Cricetidae	Oligoryzomys	chacoensis	0.015	0.031	CRC
Rodentia	Cricetidae	Oligoryzomys	brendae			
Rodentia	Cricetidae	Oligoryzomys	victus			1 spec; extinct
Rodentia	Cricetidae	Oligoryzomys	nigripes	0.007	0.055	CRC;AVN
Rodentia	Cricetidae	Oligoryzomys	andinus	0.014	0.027	HOP
Rodentia	Cricetidae	Oryzomys	subflavus	0.050	0.170	MOM;MUS
Rodentia	Cricetidae	Oryzomys	talamancae	0.014	0.074	SIE;UBI
Rodentia	Cricetidae	Oryzomys	tatei			
Rodentia	Cricetidae	Oryzomys	xanthaolus	0.050	0.080	SDZ_NWM
Rodentia	Cricetidae	Oryzomys	perenensis	0.069	0.079	HIC
Rodentia	Cricetidae	Oryzomys	seuanezi			
Rodentia	Cricetidae	Oryzomys	yunganus	0.026	0.066	VOL;HIC
Rodentia	Cricetidae	Oryzomys	chapmani	0.050		MOM
Rodentia	Cricetidae	Oryzomys	hammondi	0.060	0.088	MOM;MNT
Rodentia	Cricetidae	Oryzomys	gorgasi	0.060	0.061	MOM;PAN
Rodentia	Cricetidae	Oryzomys	galapagoensis	0.055	0.074	ADW
Rodentia	Cricetidae	Oryzomys	emmonsae	0.046	0.078	WIK
Rodentia	Cricetidae	Oryzomys	dimidiatus	0.046		PED
Rodentia	Cricetidae	Oryzomys	devius			
Rodentia	Cricetidae	Oryzomys	rhabdops			
Rodentia	Cricetidae	Oryzomys	couesi	0.0268	0.082	COS;UBI
Rodentia	Cricetidae	Oryzomys	laticeps	0.049	0.074	PAN;MUS
Rodentia	Cricetidae	Oryzomys	caracolus			
Rodentia	Cricetidae	Oryzomys	bolivaris	0.039	0.075	UBI
Rodentia	Cricetidae	Oryzomys	balneator	0.060	0.061	MOM;PAN
Rodentia	Cricetidae	Oryzomys	auriventer	0.060	0.061	MOM;PAN
Rodentia	Cricetidae	Oryzomys	angouya	0.100	0.144	CRC;PAN
Rodentia	Cricetidae	Oryzomys	alfaroi	0.022	0.087	UBI;PED



## cont. Appendix 7a

Order	Family	Genus	Species	kg min	kg max	Source
Rodentia	Cricetidae	Oryzomys	albigularis	0.055	0.128	SDZ_TWF;UBI
Rodentia	Cricetidae	Oryzomys	curasoeae			
Rodentia	Cricetidae	Oryzomys	melanotis	0.029	0.050	SDZ_DDF;MOM
Rodentia	Cricetidae	Oryzomys	saturatior			
Rodentia	Cricetidae	Oryzomys	russatus	0.050	0.100	MUS
Rodentia	Cricetidae	Oryzomys	rostratus	0.044		PED
Rodentia	Cricetidae	Oryzomys	polius	0.060	0.061	MOM;PAN
Rodentia	Cricetidae	Oryzomys	palustris	0.030	0.085	ENA
Rodentia	Cricetidae	Oryzomys	nitidus	0.049	0.103	MUS
Rodentia	Cricetidae	Oryzomys	keaysi	0.058	0.065	MOM;HOP
Rodentia	Cricetidae	Oryzomys	meridensis			
Rodentia	Cricetidae	Oryzomys	lamia	0.040	0.085	CHP
Rodentia	Cricetidae	Oryzomys	megacephalus	0.024	0.115	VOL;CRC
Rodentia	Cricetidae	Oryzomys	marinhus			
Rodentia	Cricetidae	Oryzomys	maracajuensis			
Rodentia	Cricetidae	Oryzomys	macconnelli	0.049	0.115	MUS
Rodentia	Cricetidae	Oryzomys	levipes	0.060	0.117	MOM;CRC
Rodentia	Cricetidae	Oryzomys	legatus	0.043	0.091	CRC;MUS
Rodentia	Cricetidae	Oryzomys	scotti	0.026	0.100	BOD;CHP
Rodentia	Cricetidae	Oryzomys	nelsoni			extinct
Rodentia	Cricetidae	Oxymycterus	caparoeae			
Rodentia	Cricetidae	Oxymycterus	rufus	0.046	0.125	WLK
Rodentia	Cricetidae	Oxymycterus	akodontius	0.068		MOM
Rodentia	Cricetidae	Oxymycterus	amazonicus			
Rodentia	Cricetidae	Oxymycterus	angularis	0.041	0.068	SDZ_TMF;MOM
Rodentia	Cricetidae	Oxymycterus	dasytrichus			
Rodentia	Cricetidae	Oxymycterus	hiska	0.030	0.068	HIN;MOM
Rodentia	Cricetidae	Oxymycterus	hispidus	0.035	0.098	CRC;SDZ_TMF
Rodentia	Cricetidae	Oxymycterus	hucucha	0.025	0.068	HIN;MOM
Rodentia	Cricetidae	Oxymycterus	inca	0.035	0.120	MOM;HIN
Rodentia	Cricetidae	Oxymycterus	josei			
Rodentia	Cricetidae	Oxymycterus	nasutus	0.068		MOM
Rodentia	Cricetidae	Oxymycterus	paramensis	0.036	0.052	CRC
Rodentia	Cricetidae	Oxymycterus	quaestor	0.030	0.200	AVN
Rodentia	Cricetidae	Oxymycterus	delator	0.054	0.115	BRZ;CHP
Rodentia	Cricetidae	Oxymycterus	roberti	0.045	0.120	CRC
Rodentia	Cricetidae	Paralomys	gerbillus	0.017		CRC
Rodentia	Cricetidae	Pearsonomys	annectens	0.0155	0.061	ELI
Rodentia	Cricetidae	Phaenomys	ferrugineus	0.094	0.339	MOM;SDZ_TMF
Rodentia	Cricetidae	Phyllotis	darwini	0.026	0.095	HE2;CRC
Rodentia	Cricetidae	Phyllotis	xanthopygus	0.018	0.082	FER;ALK
Rodentia	Cricetidae	Phyllotis	osilae	0.021	0.086	FER
Rodentia	Cricetidae	Phyllotis	osgoodi	0.045	0.064	MOM;ALK
Rodentia	Cricetidae	Phyllotis	magister	0.054	0.113	CRB;ALK
Rodentia	Cricetidae	Phyllotis	limatus	0.038	0.049	HE2
Rodentia	Cricetidae	Phyllotis	definitus	0.089		MOM
Rodentia	Cricetidae	Phyllotis	wolffsohni	0.042	0.070	MOM;WIK
Rodentia	Cricetidae	Phyllotis	caprinus	0.035	0.056	HE2
Rodentia	Cricetidae	Phyllotis	bonariensis	0.043		PAN
Rodentia	Cricetidae	Phyllotis	andium	0.053		MOM
Rodentia	Cricetidae	Phyllotis	amicus	0.020		MOM

## cont. Appendix 7a

Order	Family	Genus	Species	kg min	kg max	Source
Rodentia	Cricetidae	Phyllotis	haggardi	0.012	0.043	HNB;PAN
Rodentia	Cricetidae	Podoxymys	roraimae	0.034		MOM
Rodentia	Cricetidae	Pseudoryzomys	simplex	0.030	0.057	WLK;CRC
Rodentia	Cricetidae	Punomys	lemminus	0.085		MOM
Rodentia	Cricetidae	Punomys	kofordi			
Rodentia	Cricetidae	Reithrodon	auritus	0.020	0.116	MSA
Rodentia	Cricetidae	Reithrodon	typicus			
Rodentia	Cricetidae	Rhagomys	longilingua	0.021		VIL
Rodentia	Cricetidae	Rhagomys	rufescens	0.012	0.035	VIL;LUP
Rodentia	Cricetidae	Rheomys	raptor	0.021	0.038	UBI;MOM
Rodentia	Cricetidae	Rheomys	thomasi	0.027	0.040	PED;MOM
Rodentia	Cricetidae	Rheomys	mexicanus	0.040		MOM
Rodentia	Cricetidae	Rheomys	underwoodi			
Rodentia	Cricetidae	Rhipidomys	caucensis	0.089		MOM
Rodentia	Cricetidae	Rhipidomys	leucodactylus	0.070	0.105	CRC;HIC
Rodentia	Cricetidae	Rhipidomys	ochrogaster	0.089		MOM
Rodentia	Cricetidae	Rhipidomys	modicus			
Rodentia	Cricetidae	Rhipidomys	mastacalis	0.068	0.146	CRC;SDZ_TMF
Rodentia	Cricetidae	Rhipidomys	macrurus			
Rodentia	Cricetidae	Rhipidomys	macconnelli	0.042		MOM
Rodentia	Cricetidae	Rhipidomys	latimanus	0.058		MOM
Rodentia	Cricetidae	Rhipidomys	gardneri			
Rodentia	Cricetidae	Rhipidomys	fulviverter	0.089	0.214	MOMmin
Rodentia	Cricetidae	Rhipidomys	venustus	0.089		MOM
Rodentia	Cricetidae	Rhipidomys	couesi	0.015	0.089	SDZ_NRF;MOM
Rodentia	Cricetidae	Rhipidomys	venezuelae	0.090	0.100	MOM;SDZ_TWF
Rodentia	Cricetidae	Rhipidomys	austrinus	0.089		MOM
Rodentia	Cricetidae	Rhipidomys	emiliae			
Rodentia	Cricetidae	Rhipidomys	nitela	0.044	0.150	VOL
Rodentia	Cricetidae	Rhipidomys	wetzelii	0.089		MOM
Rodentia	Cricetidae	Salinomys	delicatus	0.009	0.0145	WLK
Rodentia	Cricetidae	Scapteromys	aquaticus			
Rodentia	Cricetidae	Scapteromys	tumidus	0.090	0.195	CRC;WLK
Rodentia	Cricetidae	Scolomys	melanops	0.020	0.033	EMS
Rodentia	Cricetidae	Scolomys	ucayalensis	0.020	0.027	WLK;PAN
Rodentia	Cricetidae	Sigmodon	mascotensis	0.120	0.155	MOM;SDZ_DDF
Rodentia	Cricetidae	Sigmodon	alleni	0.120	0.179	B&N;MOM
Rodentia	Cricetidae	Sigmodon	arizonae	0.105	0.211	SDZ_SON;ADW
Rodentia	Cricetidae	Sigmodon	fulviverter	0.0823	0.222	AND;ADW
Rodentia	Cricetidae	Sigmodon	hirsutus	0.097		COS
Rodentia	Cricetidae	Sigmodon	hispidus	0.042	0.300	CRC;ROD
Rodentia	Cricetidae	Sigmodon	leucotis	0.0862	0.136	AND;LOV
Rodentia	Cricetidae	Sigmodon	peruanus			
Rodentia	Cricetidae	Sigmodon	planifrons			
Rodentia	Cricetidae	Sigmodon	toltecus			
Rodentia	Cricetidae	Sigmodon	zanjonensis			
Rodentia	Cricetidae	Sigmodon	ochrognathus	0.041	0.133	AND;MSA_97
Rodentia	Cricetidae	Sigmodon	inopinatus	0.140	0.141	MOM;PAN
Rodentia	Cricetidae	Sigmodon	alstoni	0.020	0.100	SIG
Rodentia	Cricetidae	Sigmodontomys	alfari	0.022	0.044	UBI
Rodentia	Cricetidae	Sigmodontomys	aphrastus			

## cont. Appendix 7a

Order	Family	Genus	Species	kg min	kg max	Source
Rodentia	Cricetidae	Tapecomys	primus	0.049	0.094	ANY
Rodentia	Cricetidae	Thalpomys	lasiotis	0.013	0.024	HER;MOM
Rodentia	Cricetidae	Thalpomys	cerradensis	0.024	0.040	MOM;HER
Rodentia	Cricetidae	Thaptomys	nigrita	0.010	0.035	AVN;CRC
Rodentia	Cricetidae	Thomasomys	ucucha	0.024	0.046	VOS
Rodentia	Cricetidae	Thomasomys	ischyrus	0.077		PAN
Rodentia	Cricetidae	Thomasomys	vulcani			
Rodentia	Cricetidae	Thomasomys	vestitus	0.076	0.077	MOM;PAN
Rodentia	Cricetidae	Thomasomys	hudsoni			
Rodentia	Cricetidae	Thomasomys	pyrrhonotus	0.077		MOM
Rodentia	Cricetidae	Thomasomys	praetor			
Rodentia	Cricetidae	Thomasomys	popayanus			
Rodentia	Cricetidae	Thomasomys	paramorum	0.017	0.077	VOS;PAN
Rodentia	Cricetidae	Thomasomys	oreas	0.077		MOM
Rodentia	Cricetidae	Thomasomys	onkiro			
Rodentia	Cricetidae	Thomasomys	notatus	0.023	0.077	SAL;MOM
Rodentia	Cricetidae	Thomasomys	niveipes	0.054	0.077	PAN;MOM
Rodentia	Cricetidae	Thomasomys	monochromos	0.036	0.077	MNT;MOM
Rodentia	Cricetidae	Thomasomys	macrotis	0.064	0.166	WLK
Rodentia	Cricetidae	Thomasomys	laniger	0.036		MOM
Rodentia	Cricetidae	Thomasomys	taczanowskii	0.077		MOM
Rodentia	Cricetidae	Thomasomys	rhoadsi	0.077		MOM
Rodentia	Cricetidae	Thomasomys	ladewi	0.077		MOM
Rodentia	Cricetidae	Thomasomys	kalinowskii	0.077		MOM
Rodentia	Cricetidae	Thomasomys	gracilis	0.077		MOM
Rodentia	Cricetidae	Thomasomys	erro	0.028	0.046	VOS
Rodentia	Cricetidae	Thomasomys	eleusis	0.077		MOM
Rodentia	Cricetidae	Thomasomys	daphne	0.077		MOM
Rodentia	Cricetidae	Thomasomys	cinnameus	0.014	0.019	VOS
Rodentia	Cricetidae	Thomasomys	cinereus	0.077		MOM
Rodentia	Cricetidae	Thomasomys	cinereiventer	0.077		MOM
Rodentia	Cricetidae	Thomasomys	caudivarius			
Rodentia	Cricetidae	Thomasomys	bombycinus	0.114	0.115	MOM;PAN
Rodentia	Cricetidae	Thomasomys	baeops	0.027	0.077	VOS;MOM
Rodentia	Cricetidae	Thomasomys	aureus	0.058	0.136	WLK
Rodentia	Cricetidae	Thomasomys	apeco	0.164	0.335	WLK
Rodentia	Cricetidae	Thomasomys	incanus	0.077		MOM
Rodentia	Cricetidae	Thomasomys	hylophilus	0.032	0.077	VOS;MOM
Rodentia	Cricetidae	Thomasomys	rosalinda	0.077		MOM
Rodentia	Cricetidae	Thomasomys	silvestris	0.035	0.077	MNT;MOM
Rodentia	Cricetidae	Wiedomys	pyrrhorhinos	0.033	0.058	SDZ_TMF;SDZ_CAC
Rodentia	Cricetidae	Wilfredomys	oenax	0.035	0.061	WLK
Rodentia	Cricetidae	Zygodontomys	brunneus	0.056	0.096	CRC
Rodentia	Cricetidae	Zygodontomys	brevicauda	0.025	0.105	CRC
Rodentia	Cricetidae	Allocricetulus	curtatus			
Rodentia	Cricetidae	Allocricetulus	eversmanni			
Rodentia	Cricetidae	Cansumys	canus			
Rodentia	Cricetidae	Cricetulus	alticola			
Rodentia	Cricetidae	Cricetulus	barabensis	0.016	0.051	TDS;TOU
Rodentia	Cricetidae	Cricetulus	kamensis			

## cont. Appendix 7a

Order	Family	Genus	Species	kg min	kg max	Source
Rodentia	Cricetidae	Cricetulus	longicaudatus	0.0125	0.033	TDS
Rodentia	Cricetidae	Cricetulus	migratorius	0.022	0.050	CRC
Rodentia	Cricetidae	Cricetulus	sokolovi			
Rodentia	Cricetidae	Cricetus	cricetus	0.108	0.908	ALK;WLK
Rodentia	Cricetidae	Mesocricetus	auratus	0.025	0.150	WIK;BRI
Rodentia	Cricetidae	Mesocricetus	raddei			
Rodentia	Cricetidae	Mesocricetus	newtoni	0.080	0.115	WIK
Rodentia	Cricetidae	Mesocricetus	brandti	0.110	0.258	IRI;WLK
Rodentia	Cricetidae	Phodopus	campbelli	0.017	0.040	TDS;ROD
Rodentia	Cricetidae	Phodopus	roborovskii	0.012	0.030	TDS;ROD
Rodentia	Cricetidae	Phodopus	sungorus	0.019	0.045	MSA
Rodentia	Cricetidae	Tscherskia	triton	0.025	0.120	PAN;WAP
Rodentia	Cricetidae	Nyctomys	sumichrasti	0.038	0.067	EMS
Rodentia	Cricetidae	Otonyctomys	hatti	0.012	0.040	SDZ_TWF;B&N
Rodentia	Cricetidae	Otomyomys	phyllotis	0.034	0.130	UBI;EMS
Rodentia	Cricetidae	Tylomys	bullaris	0.280		MOM
Rodentia	Cricetidae	Tylomys	fulviventer			
Rodentia	Cricetidae	Tylomys	mirae	0.184		MOM
Rodentia	Cricetidae	Tylomys	nudicaudus	0.075	0.326	CRC;PED
Rodentia	Cricetidae	Tylomys	panamensis			
Rodentia	Cricetidae	Tylomys	tumbalensis	0.280		MOM
Rodentia	Cricetidae	Tylomys	watsoni	0.196	0.280	UBI;SDZ_NRF
Rodentia	Muridae	Acomys	minous	0.040	0.085	WIK
Rodentia	Muridae	Acomys	airensis			
Rodentia	Muridae	Acomys	nesioties			
Rodentia	Muridae	Acomys	percivali	0.022	0.028	MOM;M&F
Rodentia	Muridae	Acomys	spinosissimus	0.008	0.040	CRC;TAN
Rodentia	Muridae	Acomys	wilsoni	0.014	0.029	CRC;KEN
Rodentia	Muridae	Acomys	russatus	0.015	0.080	GRZ16_980
Rodentia	Muridae	Acomys	seurati			
Rodentia	Muridae	Acomys	kempi	0.011	0.033	TAN
Rodentia	Muridae	Acomys	mullah			
Rodentia	Muridae	Acomys	johannis	0.026	0.060	GRD
Rodentia	Muridae	Acomys	ignitus	0.010	0.040	TAN
Rodentia	Muridae	Acomys	dimidiatus			
Rodentia	Muridae	Acomys	cineraceus			
Rodentia	Muridae	Acomys	cilicicus			
Rodentia	Muridae	Acomys	chudeaui	0.025	0.064	GRD
Rodentia	Muridae	Acomys	cahirinus	0.011	0.090	KIN;CRC
Rodentia	Muridae	Acomys	louisae	0.013	0.026	CRC
Rodentia	Muridae	Acomys	subspinosus	0.017	0.032	SAS;LOV
Rodentia	Muridae	Deomys	ferrugineus	0.024	0.072	AFR
Rodentia	Muridae	Lophuromys	zena			
Rodentia	Muridae	Lophuromys	sikapusi	0.014	0.102	AFR
Rodentia	Muridae	Lophuromys	verhageni	0.030	0.095	AFR;TAN
Rodentia	Muridae	Lophuromys	melanonyx	0.055	0.120	AFR;WIK
Rodentia	Muridae	Lophuromys	huttereri	0.042		AFR
Rodentia	Muridae	Lophuromys	aquilus	0.025	0.095	AFR;TAN
Rodentia	Muridae	Lophuromys	angolensis	0.036	0.071	AFR;WIK
Rodentia	Muridae	Lophuromys	ansorgei	0.043	0.104	WIK
Rodentia	Muridae	Lophuromys	brevicaudus	0.026	0.066	LAV;AFR

## cont. Appendix 7a

Order	Family	Genus	Species	kg min	kg max	Source
Rodentia	Muridae	Lophuromys	brunneus	0.042	0.076	AFR
Rodentia	Muridae	Lophuromys	chrysopus	0.030	0.065	LAV
Rodentia	Muridae	Lophuromys	dieterleni	0.049	0.063	AFR
Rodentia	Muridae	Lophuromys	dudui	0.020	0.061	AFR
Rodentia	Muridae	Lophuromys	eisentrauti			
Rodentia	Muridae	Lophuromys	flavopunctatus	0.027	0.095	AFR;KIN
Rodentia	Muridae	Lophuromys	roseveari	0.034	0.088	AFR;WIK
Rodentia	Muridae	Lophuromys	rahmi	0.028	0.045	AFR;WIK
Rodentia	Muridae	Lophuromys	nudicaudus	0.022	0.064	NI3;AFR
Rodentia	Muridae	Lophuromys	luteogaster	0.020	0.041	AFR;WIK
Rodentia	Muridae	Lophuromys	woosnami	0.015	0.064	AFR;WIK
Rodentia	Muridae	Lophuromys	medicaudatus	0.029	0.075	WIK;EVA
Rodentia	Muridae	Uranomys	ruddi	0.022	0.060	HAP;WIK
Rodentia	Muridae	Psammomys	obesus	0.069	0.275	CRC
Rodentia	Muridae	Psammomys	vexillaris			
Rodentia	Muridae	Rhombomys	opimus	0.100	0.285	CRC;AGE
Rodentia	Muridae	Sekeetamys	calurus	0.0266	0.090	EGY;ADW
Rodentia	Muridae	Tatera	indica	0.070	0.250	CRC
Rodentia	Muridae	Taterillus	tranieri	0.040	0.054	GRD
Rodentia	Muridae	Taterillus	arenarius	0.028	0.066	GRD
Rodentia	Muridae	Taterillus	congicus	0.032	0.077	GRD
Rodentia	Muridae	Taterillus	emini	0.052	0.057	MOM;SDZ_WS
Rodentia	Muridae	Taterillus	pygargus	0.021	0.068	AFR;GRD
Rodentia	Muridae	Taterillus	gracilis	0.016	0.081	AFR;GRD
Rodentia	Muridae	Taterillus	harringtoni	0.025	0.080	ROD;TAN
Rodentia	Muridae	Taterillus	lacustris	0.031	0.052	GRD
Rodentia	Muridae	Taterillus	petteri	0.030	0.064	GRD
Rodentia	Muridae	Ammodillus	imbellis	0.040	0.060	WIK
Rodentia	Muridae	Brachiones	przewalskii			
Rodentia	Muridae	Desmodilliscus	braueri	0.005	0.014	GRD;WLK
Rodentia	Muridae	Desmodillus	auricularis	0.037	0.072	BOT;LOV
Rodentia	Muridae	Dipodillus	simoni	0.0126	0.0223	EGY
Rodentia	Muridae	Dipodillus	maghrebi			
Rodentia	Muridae	Dipodillus	zakariai			
Rodentia	Muridae	Dipodillus	jamesi			
Rodentia	Muridae	Dipodillus	lowei	0.040		SDZ_WS
Rodentia	Muridae	Dipodillus	mackilligini	0.17		ABU
Rodentia	Muridae	Dipodillus	rupicola	0.030	0.039	GRD
Rodentia	Muridae	Dipodillus	stigmonyx			
Rodentia	Muridae	Dipodillus	dasyurus	0.015	0.035	CRC;EGY
Rodentia	Muridae	Dipodillus	campestris	0.020	0.070	CRC
Rodentia	Muridae	Dipodillus	bottai			
Rodentia	Muridae	Dipodillus	harwoodi	0.015	0.025	TAN
Rodentia	Muridae	Dipodillus	somalicus			
Rodentia	Muridae	Gerbilliscus	boehmi	0.060	0.125	TAN
Rodentia	Muridae	Gerbilliscus	phillipsi	0.127		PAN
Rodentia	Muridae	Gerbilliscus	afra	0.052	0.148	CRC;SIE
Rodentia	Muridae	Gerbilliscus	validus	0.041	0.160	SDZ_WS;CRC
Rodentia	Muridae	Gerbilliscus	robustus	0.066	0.127	GRD;HOP
Rodentia	Muridae	Gerbilliscus	nigricaudus	0.080	0.195	CRC
Rodentia	Muridae	Gerbilliscus	leucogaster	0.032	0.158	CRC;SAV

## cont. Appendix 7a

Order	Family	Genus	Species	kg min	kg max	Source
Rodentia	Muridae	Gerbilliscus	kempi	0.035	0.193	ATQ;GRD
Rodentia	Muridae	Gerbilliscus	inclusus	0.099	0.154	CRC;SAS
Rodentia	Muridae	Gerbilliscus	guineae	0.041	0.152	AFR;CRC
Rodentia	Muridae	Gerbilliscus	brantsii	0.025	0.126	CRC;SAS
Rodentia	Muridae	Gerbillurus	vallinus	0.030	0.043	MSA
Rodentia	Muridae	Gerbillurus	setzeri	0.028	0.048	ALK;SAS
Rodentia	Muridae	Gerbillurus	tytonis	0.022	0.033	MSA;SAS
Rodentia	Muridae	Gerbillurus	paeba	0.020	0.037	MSA
Rodentia	Muridae	Gerbillus	mauritaniae			
Rodentia	Muridae	Gerbillus	burtoni			
Rodentia	Muridae	Gerbillus	cheesmani	0.010	0.066	ADW;CRC
Rodentia	Muridae	Gerbillus	nancillus	0.007	0.011	GRD
Rodentia	Muridae	Gerbillus	hoogstraali			
Rodentia	Muridae	Gerbillus	gleadowi	0.020	0.031	CRC
Rodentia	Muridae	Gerbillus	floweri	0.023		ABU
Rodentia	Muridae	Gerbillus	gerbillus	0.0136	0.044	EGY;ALK
Rodentia	Muridae	Gerbillus	dongolanus			
Rodentia	Muridae	Gerbillus	latastei			
Rodentia	Muridae	Gerbillus	aquilus			
Rodentia	Muridae	Gerbillus	andersoni	0.022	0.0384	MRG;EGY
Rodentia	Muridae	Gerbillus	agag			
Rodentia	Muridae	Gerbillus	acticola			
Rodentia	Muridae	Gerbillus	dunni	0.030		SDZ_WS
Rodentia	Muridae	Gerbillus	pulvinatus			
Rodentia	Muridae	Gerbillus	occiduus			
Rodentia	Muridae	Gerbillus	tarabuli	0.019	0.048	GRD
Rodentia	Muridae	Gerbillus	nigeriae	0.018	0.045	GRD
Rodentia	Muridae	Gerbillus	rosalinda			
Rodentia	Muridae	Gerbillus	pyramidum	0.023	0.109	CRC;AGE
Rodentia	Muridae	Gerbillus	hesperinus			
Rodentia	Muridae	Gerbillus	perpallidus	0.026	0.120	EGY;ROD
Rodentia	Muridae	Gerbillus	watersi	0.0104		PBM
Rodentia	Muridae	Gerbillus	garamantis			
Rodentia	Muridae	Gerbillus	amoenus	0.0107	0.0175	EGY
Rodentia	Muridae	Gerbillus	henleyi	0.005	0.014	PBM;GRD
Rodentia	Muridae	Gerbillus	vivax			
Rodentia	Muridae	Gerbillus	poecilops	0.020	0.052	CRC
Rodentia	Muridae	Gerbillus	mesopotamiae	0.020		CRC
Rodentia	Muridae	Gerbillus	brockmani			
Rodentia	Muridae	Gerbillus	pusillus	0.013	0.040	CRC;PAN
Rodentia	Muridae	Gerbillus	famulus	0.024	0.038	CRC
Rodentia	Muridae	Gerbillus	grobbeni			
Rodentia	Muridae	Gerbillus	syrticus			
Rodentia	Muridae	Gerbillus	principulus			
Rodentia	Muridae	Gerbillus	muriculus			
Rodentia	Muridae	Gerbillus	nanus	0.010	0.070	CRC
Rodentia	Muridae	Meriones	tamariscinus			
Rodentia	Muridae	Meriones	libycus	0.060	0.140	CRC
Rodentia	Muridae	Meriones	meridianus	0.020	0.077	DSM;CRC
Rodentia	Muridae	Meriones	arimalius			
Rodentia	Muridae	Meriones	shawi	0.070	0.250	EGY;CRC

## cont. Appendix 7a

Order	Family	Genus	Species	kg min	kg max	Source
Rodentia	Muridae	Meriones	crassus	0.029	0.150	WLK;CRC
Rodentia	Muridae	Meriones	tristrami	0.042	0.150	YIC;CRC
Rodentia	Muridae	Meriones	grandis			
Rodentia	Muridae	Meriones	unguiculatus	0.028	0.133	TDS;ADW
Rodentia	Muridae	Meriones	zarudnyi			
Rodentia	Muridae	Meriones	dahli			
Rodentia	Muridae	Meriones	vinogradovi	0.100	0.200	CRC
Rodentia	Muridae	Meriones	chengi			
Rodentia	Muridae	Meriones	sacramenti	0.125	0.275	CRC
Rodentia	Muridae	Meriones	hurrianae	0.040	0.157	CRC
Rodentia	Muridae	Meriones	rex	0.095	0.152	CRC
Rodentia	Muridae	Meriones	persicus	0.080	0.180	CRC;ROD
Rodentia	Muridae	Microdillus	peeli			
Rodentia	Muridae	Pachyuromys	duprasi	0.020	0.070	ROD;WIL
Rodentia	Muridae	Myomyscus	angolensis			
Rodentia	Muridae	Myomyscus	yemeni	0.030	0.060	SDZ_WS;CRC
Rodentia	Muridae	Myomyscus	verreauxii	0.036	0.054	SAS
Rodentia	Muridae	Myomyscus	brockmani	0.024	0.035	KIN
Rodentia	Muridae	Nesokia	bunnii	0.519		WLK
Rodentia	Muridae	Nesokia	indica	0.112	0.280	WLK;EGY
Rodentia	Muridae	Nesoromys	ceramicus	0.063	0.067	CRC;SER
Rodentia	Muridae	Praomys	misonnei	0.020	0.030	AFR;NIV
Rodentia	Muridae	Praomys	degraaffi	0.015	0.064	AFR;STK
Rodentia	Muridae	Praomys	minor			
Rodentia	Muridae	Praomys	verschureni	0.036	0.065	WIK
Rodentia	Muridae	Praomys	obscurus	0.034	0.060	WIK
Rodentia	Muridae	Praomys	lukolelae	0.035	0.066	CRC
Rodentia	Muridae	Praomys	morio	0.012	0.047	CRC;BDD
Rodentia	Muridae	Praomys	daltoni	0.013	0.061	AFR;GRD
Rodentia	Muridae	Praomys	jacksoni	0.021	0.057	KIN
Rodentia	Muridae	Praomys	petteri	0.029	0.061	NI3;WIK
Rodentia	Muridae	Praomys	hartwigi	0.039	0.070	PAN;WIK
Rodentia	Muridae	Praomys	derooi	0.015	0.051	AFR
Rodentia	Muridae	Praomys	delectorum	0.027	0.075	CRC;PUR
Rodentia	Muridae	Praomys	rostratus	0.030	0.066	GRD
Rodentia	Muridae	Praomys	tullbergi	0.026	0.070	CRC
Rodentia	Muridae	Praomys	mutoni	0.031	0.052	AFR
Rodentia	Muridae	Protochromys	fellowsi	0.075	0.086	CRC
Rodentia	Muridae	Abditomys	latidens	0.268	0.269	PAN;WLK
Rodentia	Muridae	Abeomelomys	sevia	0.052	0.065	CRC;WLK
Rodentia	Muridae	Aethomys	silindensis			
Rodentia	Muridae	Aethomys	stannarius			
Rodentia	Muridae	Aethomys	nyikae	0.077		SDZ_WS
Rodentia	Muridae	Aethomys	kaiseri	0.090	0.198	CRC;MOM
Rodentia	Muridae	Aethomys	ineptus	0.026	0.133	WIK;PAN
Rodentia	Muridae	Aethomys	hindei	0.058	0.156	KIN;GRD
Rodentia	Muridae	Aethomys	chrysophilus	0.026	0.125	SAS
Rodentia	Muridae	Aethomys	bocagei			
Rodentia	Muridae	Aethomys	thomasi			
Rodentia	Muridae	Anisomys	imitator	0.388	0.580	WLK
Rodentia	Muridae	Anonymomys	mindorensis			

## cont. Appendix 7a

Order	Family	Genus	Species	kg min	kg max	Source
Rodentia	Muridae	Apodemus	epimelas			
Rodentia	Muridae	Apodemus	mystacinus	0.021	0.065	BKR;WIK
Rodentia	Muridae	Apodemus	agrarius	0.007	0.045	CRC;AAT
Rodentia	Muridae	Apodemus	alpicola			
Rodentia	Muridae	Apodemus	argenteus	0.016	0.021	SIE;MOF
Rodentia	Muridae	Apodemus	chevrieri	0.033		CRC
Rodentia	Muridae	Apodemus	draco	0.021	0.024	CRC
Rodentia	Muridae	Apodemus	flavicollis	0.0095	0.055	BAL;GLW
Rodentia	Muridae	Apodemus	gurkha	0.0245	0.0335	ABN
Rodentia	Muridae	Apodemus	latronum	0.035		CRC
Rodentia	Muridae	Apodemus	witherbyi	0.019	0.028	KRF
Rodentia	Muridae	Apodemus	pallipes			
Rodentia	Muridae	Apodemus	peninsulae	0.017	0.049	TDS
Rodentia	Muridae	Apodemus	ponticus			
Rodentia	Muridae	Apodemus	rusiges			
Rodentia	Muridae	Apodemus	semotus	0.0185	0.039	APS
Rodentia	Muridae	Apodemus	speciosus	0.020	0.060	TAH
Rodentia	Muridae	Apodemus	sylvaticus	0.011	0.048	CRC;FRM
Rodentia	Muridae	Apodemus	uralensis	0.0112	0.026	CRC
Rodentia	Muridae	Apodemus	hyrcanicus			
Rodentia	Muridae	Apomys	datae	0.035	0.106	PAN;CRC
Rodentia	Muridae	Apomys	abrae	0.035	0.057	PAN;CRC
Rodentia	Muridae	Apomys	gracilirostris	0.071	0.140	WIK
Rodentia	Muridae	Apomys	insignis	0.027	0.054	HKT
Rodentia	Muridae	Apomys	littoralis	0.031	0.032	MOM;CRC
Rodentia	Muridae	Apomys	microdon	0.024	0.042	WIK
Rodentia	Muridae	Apomys	musculus	0.012	0.030	ROD
Rodentia	Muridae	Apomys	sacobianus	0.035	0.082	PAN;CRC
Rodentia	Muridae	Apomys	hylocetes	0.028	0.045	HKT;HAA
Rodentia	Muridae	Archboldomys	luzonensis	0.0285	0.0465	BRH
Rodentia	Muridae	Archboldomys	musseri			
Rodentia	Muridae	Arvicanthis	niloticus	0.040	0.240	CRC;GRD
Rodentia	Muridae	Arvicanthis	abyssinicus	0.063	0.115	HOP;SDZ_AFV
Rodentia	Muridae	Arvicanthis	ansorgei	0.066	0.180	GRD
Rodentia	Muridae	Arvicanthis	blicki	0.128		MOM
Rodentia	Muridae	Arvicanthis	neumanni	0.050	0.120	TAN
Rodentia	Muridae	Arvicanthis	rufinus			
Rodentia	Muridae	Arvicanthis	nairobae	0.050	0.120	TAN
Rodentia	Muridae	Bandicota	bengalensis	0.110	0.600	CRC;FAO
Rodentia	Muridae	Bandicota	indica	0.186	1.5	CRC;WLK
Rodentia	Muridae	Bandicota	savilei	0.199	0.274	LEK;MOF
Rodentia	Muridae	Batomys	russatus	0.155		BHR
Rodentia	Muridae	Batomys	salomonseni	0.138	0.205	HKT
Rodentia	Muridae	Batomys	granti	0.165	0.226	BHR
Rodentia	Muridae	Batomys	dentatus	0.196		CRC
Rodentia	Muridae	Berylmys	bowersi	0.250	0.650	HON;MUN
Rodentia	Muridae	Berylmys	mackenziei	0.265		LEK
Rodentia	Muridae	Berylmys	manipulus	0.116		CRC
Rodentia	Muridae	Berylmys	berdmorei	0.177	0.300	MUN
Rodentia	Muridae	Bullimus	luzonicus	0.350	0.520	WIK
Rodentia	Muridae	Bullimus	bagobus	0.340	0.635	WIK;HKT



## cont. Appendix 7a

Order	Family	Genus	Species	kg min	kg max	Source
Rodentia	Muridae	Bullimus	gamay	0.210	0.500	HEC
Rodentia	Muridae	Bunomys	penitus	0.090	0.150	MUN
Rodentia	Muridae	Bunomys	andrewsi	0.097	0.170	CRC;MUN
Rodentia	Muridae	Bunomys	chrysocomus	0.060	0.117	MUN;M&F
Rodentia	Muridae	Bunomys	coelestis	0.120		CRC
Rodentia	Muridae	Bunomys	fratrorum	0.130	0.137	PAN;M&F
Rodentia	Muridae	Bunomys	prolatus	0.131		CRC
Rodentia	Muridae	Carpomys	phaeurus			
Rodentia	Muridae	Carpomys	melanurus			
Rodentia	Muridae	Chiromyscus	chiropus	0.078		CRC
Rodentia	Muridae	Chiropodomys	calamianensis	0.029	0.041	PAN;CHI
Rodentia	Muridae	Chiropodomys	pusillus	0.011	0.029	OKB;PAN
Rodentia	Muridae	Chiropodomys	muroides	0.016	0.029	CRC;PAN
Rodentia	Muridae	Chiropodomys	major	0.019	0.051	SAR
Rodentia	Muridae	Chiropodomys	gliroides	0.010	0.035	SAR;CRC
Rodentia	Muridae	Chiropodomys	karlkoopmani	0.029		CRC
Rodentia	Muridae	Chiruromys	forbesi	0.100	0.122	WIK
Rodentia	Muridae	Chiruromys	lamia	0.040	0.056	WIK
Rodentia	Muridae	Chiruromys	vates	0.023	0.068	WIK
Rodentia	Muridae	Chrotomys	silaceus	0.067	0.130	CHR
Rodentia	Muridae	Chrotomys	whiteheadi	0.073	0.160	CHR
Rodentia	Muridae	Chrotomys	gonzalesi	0.098	0.190	CHR
Rodentia	Muridae	Chrotomys	mindorensis	0.152	0.199	CHR
Rodentia	Muridae	Coccyms	albidens			
Rodentia	Muridae	Coccyms	ruemmleri	0.026	0.035	WIK;CRC
Rodentia	Muridae	Colomys	goslingi	0.042	0.075	WLK
Rodentia	Muridae	Conilurus	albipes	0.200		WIK
Rodentia	Muridae	Conilurus	penicillatus	0.100	0.213	BRD;LOV
Rodentia	Muridae	Coryphomys	buehleri			
Rodentia	Muridae	Crateromys	schadenbergi	0.105		CRC
Rodentia	Muridae	Crateromys	paulus	0.401		CRC
Rodentia	Muridae	Crateromys	australis	0.445		CRC
Rodentia	Muridae	Crateromys	heaneyi	0.930	1.042	WIK
Rodentia	Muridae	Cremnomys	cutchicus	0.060		CRC
Rodentia	Muridae	Cremnomys	elvira	0.077		CRC
Rodentia	Muridae	Crossomys	moncktoni	0.165	0.168	MOM;PAN
Rodentia	Muridae	Crunomys	fallax	0.038		CRC
Rodentia	Muridae	Crunomys	melanius	0.043	0.072	CRC;HEC
Rodentia	Muridae	Crunomys	suncoides	0.037		CRU
Rodentia	Muridae	Crunomys	celebensis	0.035	0.055	WLK
Rodentia	Muridae	Dacnomys	millardi			
Rodentia	Muridae	Dasymys	rwandae			
Rodentia	Muridae	Dasymys	sua	0.037	0.125	AFR;TAN
Rodentia	Muridae	Dasymys	rufulus	0.060	0.182	GRD
Rodentia	Muridae	Dasymys	nudipes			
Rodentia	Muridae	Dasymys	incomtus	0.037	0.242	AFR;MOF
Rodentia	Muridae	Dasymys	foxi	0.116		MTP
Rodentia	Muridae	Dasymys	alleni	0.042	0.165	AFR;TAN
Rodentia	Muridae	Dasymys	cabrali			
Rodentia	Muridae	Dasymys	montanus	0.033	0.100	AFR
Rodentia	Muridae	Dephomys	eburneae	0.052	0.053	MOM;PAN

## cont. Appendix 7a

Order	Family	Genus	Species	kg min	kg max	Source
Rodentia	Muridae	Dephomys	defua	0.027	0.060	CRC;WLK
Rodentia	Muridae	Desmomys	yaldeni	0.045	0.049	LA3
Rodentia	Muridae	Desmomys	harringtoni	0.050	0.100	LA3
Rodentia	Muridae	Diomys	crumpi	0.050	0.078	WLK
Rodentia	Muridae	Diplothrix	legata			
Rodentia	Muridae	Echiothrix	centrosa	0.220	0.310	WIK
Rodentia	Muridae	Echiothrix	leucura	0.220	0.310	WLK
Rodentia	Muridae	Eropeplus	canus	0.190	0.315	DUR
Rodentia	Muridae	Golunda	elliotti	0.050	0.080	WLK
Rodentia	Muridae	Grammomys	aridulus			
Rodentia	Muridae	Grammomys	kuru			
Rodentia	Muridae	Grammomys	buntingi			
Rodentia	Muridae	Grammomys	caniceps	0.018	0.048	WIK
Rodentia	Muridae	Grammomys	cometes	0.041	0.054	BDD;SDZ_WS
Rodentia	Muridae	Grammomys	dolichurus	0.015	0.060	AFR;KIN
Rodentia	Muridae	Grammomys	dryas			
Rodentia	Muridae	Grammomys	ibeanus	0.030	0.060	TAN
Rodentia	Muridae	Grammomys	macmillani	0.020	0.060	SDZ_WS;TAN
Rodentia	Muridae	Grammomys	minnae	0.036		MOM
Rodentia	Muridae	Grammomys	poensis	0.024	0.080	AFR;EVA
Rodentia	Muridae	Grammomys	gigas			
Rodentia	Muridae	Hadromys	humei	0.041	0.077	WLK
Rodentia	Muridae	Hadromys	yunnanensis			
Rodentia	Muridae	Haeromys	minahassae	0.012	0.015	WIK
Rodentia	Muridae	Haeromys	pusillus	0.010		CRC
Rodentia	Muridae	Haeromys	margarettae	0.013		CRC
Rodentia	Muridae	Hapalomys	delacouri	0.064		CRC
Rodentia	Muridae	Hapalomys	longicaudatus	0.070	0.122	MOM;CRC
Rodentia	Muridae	Heimyscus	fumosus	0.008	0.024	AFR
Rodentia	Muridae	Hybomys	lunaris	0.030	0.051	AMU
Rodentia	Muridae	Hybomys	badius			
Rodentia	Muridae	Hybomys	basilii			
Rodentia	Muridae	Hybomys	univittatus	0.015	0.065	AFR;CRC
Rodentia	Muridae	Hybomys	trivirgatus	0.027	0.068	AFR;HAP
Rodentia	Muridae	Hybomys	planifrons	0.043	0.063	CRC
Rodentia	Muridae	Hydromys	neobritannicus			
Rodentia	Muridae	Hydromys	hussoni			
Rodentia	Muridae	Hydromys	habbema			
Rodentia	Muridae	Hydromys	chrysogaster	0.210	1.28	CRC
Rodentia	Muridae	Hydromys	shawmayeri	0.068	0.088	WIK
Rodentia	Muridae	Hylomyscus	parvus	0.006	0.015	AFR;PAN
Rodentia	Muridae	Hylomyscus	stella	0.011	0.042	CRC;KIN
Rodentia	Muridae	Hylomyscus	grandis			
Rodentia	Muridae	Hylomyscus	denniae	0.007	0.065	AFR;HYL
Rodentia	Muridae	Hylomyscus	baeri	0.025	0.043	AFR
Rodentia	Muridae	Hylomyscus	alleni	0.016	0.020	ATQ;MOM
Rodentia	Muridae	Hylomyscus	aeta	0.010	0.025	AFR;SDZ_TWF
Rodentia	Muridae	Hylomyscus	carillus			
Rodentia	Muridae	Hyomys	goliath	0.750	1.0	WIK;MOF
Rodentia	Muridae	Hyomys	dammermani	0.800	1.0	WIK
Rodentia	Muridae	Kadarsanomys	sodyi	0.175	0.234	WIK;OKB

## cont. Appendix 7a

Order	Family	Genus	Species	kg min	kg max	Source
Rodentia	Muridae	Komodomys	rintjanus			
Rodentia	Muridae	Lamottemys	okuensis	0.043	0.069	WLK
Rodentia	Muridae	Leggadina	lakedownensis	0.015	0.025	WLK;WIK
Rodentia	Muridae	Leggadina	forresti	0.012	0.030	CRC;MOF
Rodentia	Muridae	Lemniscomys	linulus	0.030	0.048	GRD
Rodentia	Muridae	Lemniscomys	mittendorfi	0.042		PAN
Rodentia	Muridae	Lemniscomys	rosalia	0.020	0.089	TAN;CRC
Rodentia	Muridae	Lemniscomys	roseveari			
Rodentia	Muridae	Lemniscomys	zebra	0.018	0.060	AFR;GRD
Rodentia	Muridae	Lemniscomys	hoogstraali			
Rodentia	Muridae	Lemniscomys	griselda	0.043	0.076	HKO;CRC
Rodentia	Muridae	Lemniscomys	striatus	0.030	0.083	GRD;AFR
Rodentia	Muridae	Lemniscomys	barbarus	0.022	0.065	ATQ;HAP
Rodentia	Muridae	Lemniscomys	macculus	0.018	0.035	KIN
Rodentia	Muridae	Lemniscomys	bellieri			
Rodentia	Muridae	Lenomys	meyeri			
Rodentia	Muridae	Lenothrix	canus	0.080	0.273	BOR;WLK
Rodentia	Muridae	Leopoldamys	milleti	0.332		BDD
Rodentia	Muridae	Leopoldamys	edwardsi	0.296	0.491	CRC
Rodentia	Muridae	Leopoldamys	sabanus	0.200	0.532	CRC;BOR
Rodentia	Muridae	Leopoldamys	siporanus	0.333	0.576	BDD;CRC
Rodentia	Muridae	Leopoldamys	ciliatus	0.338		OKB
Rodentia	Muridae	Leopoldamys	neilli	0.219		LEK
Rodentia	Muridae	Leporillus	apicalis	0.150		WIK
Rodentia	Muridae	Leporillus	conditor	0.180	0.450	ARK
Rodentia	Muridae	Leptomys	ernstmayri	0.038	0.089	WIK;MUH
Rodentia	Muridae	Leptomys	signatus	0.080		MUH
Rodentia	Muridae	Leptomys	elegans	0.060	0.120	CRC;WIK
Rodentia	Muridae	Limnomys	sibuanus	0.047	0.082	WIK
Rodentia	Muridae	Limnomys	bryophilus	0.054	0.080	HKT
Rodentia	Muridae	Lorentzimys	nouhuysi	0.010	0.023	WLK
Rodentia	Muridae	Macruromys	elegans			
Rodentia	Muridae	Macruromys	major	0.347	0.357	SLA;PAN
Rodentia	Muridae	Madromys	blanfordi	0.141		CRC
Rodentia	Muridae	Malacomys	cansdalei			
Rodentia	Muridae	Malacomys	edwardsi	0.048	0.094	CRC
Rodentia	Muridae	Malacomys	longipes	0.050	0.145	KIN
Rodentia	Muridae	Mallomys	rothschildi	0.925	1.5	FL2
Rodentia	Muridae	Mallomys	gunung	2	2.041	MOM;PAN
Rodentia	Muridae	Mallomys	istapantap	1.95	1.99	FL2;PAN
Rodentia	Muridae	Mallomys	araoensis	1.410	2.0	FL2;MOM
Rodentia	Muridae	Malpaisomys	insularis	0.040		WIK
Rodentia	Muridae	Mammelomys	lanosus	0.100	0.123	WIK
Rodentia	Muridae	Mammelomys	rattoides	0.172	0.236	CRC
Rodentia	Muridae	Margaretamys	beccarii	0.050	0.085	MUI
Rodentia	Muridae	Margaretamys	elegans	0.055	0.150	MUI
Rodentia	Muridae	Margaretamys	parvus	0.023	0.040	MUI
Rodentia	Muridae	Mastacomys	fuscus	0.095	0.196	WIK;WLK
Rodentia	Muridae	Mastomys	shortridgei	0.035	0.074	SAS
Rodentia	Muridae	Mastomys	pernanus	0.007	0.018	TAN
Rodentia	Muridae	Mastomys	natalensis	0.020	0.120	KIN;FAO

## cont. Appendix 7a

Order	Family	Genus	Species	kg min	kg max	Source
Rodentia	Muridae	Mastomys	kollmannspergeri	0.037	0.160	GRD;AFR
Rodentia	Muridae	Mastomys	huberti	0.018	0.110	GGK;GRD
Rodentia	Muridae	Mastomys	erythroleucus	0.022	0.107	CRC;GRD
Rodentia	Muridae	Mastomys	awashensis			
Rodentia	Muridae	Mastomys	coucha	0.0218	0.093	CRI;SDZ_AFR
Rodentia	Muridae	Maxomys	wattsi	0.100	0.147	WIK;CRC
Rodentia	Muridae	Maxomys	moi	0.147		CRC
Rodentia	Muridae	Maxomys	alticola	0.090	0.159	BOR;PAN
Rodentia	Muridae	Maxomys	baeodon	0.070	0.159	CRC;PAN
Rodentia	Muridae	Maxomys	bartelsii	0.088	0.102	PAN;CRC
Rodentia	Muridae	Maxomys	dollmani	0.120		CRC
Rodentia	Muridae	Maxomys	hellwaldii	0.203		CRC
Rodentia	Muridae	Maxomys	hylomyoides	0.057		CRC
Rodentia	Muridae	Maxomys	inflatus	0.152		CRC
Rodentia	Muridae	Maxomys	whiteheadi	0.030	0.250	SAR;BIN
Rodentia	Muridae	Maxomys	musschenbroekii	0.085		CRC
Rodentia	Muridae	Maxomys	ochraceiventer	0.092	0.159	BOR;PAN
Rodentia	Muridae	Maxomys	pagensis	0.196		CRC
Rodentia	Muridae	Maxomys	panglima	0.159	0.189	PAN;CRC
Rodentia	Muridae	Maxomys	rajah	0.066	0.360	SAR
Rodentia	Muridae	Maxomys	surifer	0.0080	0.284	HOP;GOS
Rodentia	Muridae	Maxomys	inas	0.055	0.105	CRC
Rodentia	Muridae	Melasmothrix	naso	0.040	0.058	MUC
Rodentia	Muridae	Melomys	fulgens	0.097		CRC
Rodentia	Muridae	Melomys	lutillus	0.060	0.095	BRD;PTT
Rodentia	Muridae	Melomys	aerosus	0.097	0.123	SER
Rodentia	Muridae	Melomys	arcium			
Rodentia	Muridae	Melomys	bannisteri	0.045	0.0615	WIK
Rodentia	Muridae	Melomys	bougainville	0.086		MOM
Rodentia	Muridae	Melomys	burtoni	0.030	0.120	WIK
Rodentia	Muridae	Melomys	capensis	0.060	0.140	CRC
Rodentia	Muridae	Melomys	caurinus	0.136		CRC
Rodentia	Muridae	Melomys	cervinipes	0.039	0.139	HOP;MOF
Rodentia	Muridae	Melomys	cooperae			
Rodentia	Muridae	Melomys	dollmani			
Rodentia	Muridae	Melomys	fraterculus	0.048		CRC
Rodentia	Muridae	Melomys	leucogaster	0.065	0.175	WIK
Rodentia	Muridae	Melomys	howi			
Rodentia	Muridae	Melomys	talaudium			
Rodentia	Muridae	Melomys	matambuai	0.145		MOM
Rodentia	Muridae	Melomys	obiensis	0.066	0.074	CRC;MOM
Rodentia	Muridae	Melomys	paveli	0.065		SER
Rodentia	Muridae	Melomys	rubicola	0.100		MOM
Rodentia	Muridae	Melomys	rufescens	0.037	0.102	WIK
Rodentia	Muridae	Melomys	spechti			
Rodentia	Muridae	Melomys	frigicola			
Rodentia	Muridae	Mesembriomys	gouldii	0.430	1.11	WLK;BDD
Rodentia	Muridae	Mesembriomys	macrurus	0.207	0.341	WLK;MOF
Rodentia	Muridae	Micelamys	granti	0.040		STU
Rodentia	Muridae	Micelamys	namaquensis	0.028	0.088	CRC
Rodentia	Muridae	Microhydromys	musseri			

## cont. Appendix 7a

Order	Family	Genus	Species	kg min	kg max	Source
Rodentia	Muridae	Microhydromys	richardsoni	0.009	0.012	WIK
Rodentia	Muridae	Micromys	minutus	0.004	0.014	ARK;OZK
Rodentia	Muridae	Millardia	kathleenae	0.093		CRC
Rodentia	Muridae	Millardia	gleadowi	0.031	0.070	CRC;AGE
Rodentia	Muridae	Millardia	kondana	0.147		CRC
Rodentia	Muridae	Millardia	meltada	0.044	0.100	CRC
Rodentia	Muridae	Muriculus	imberbis	0.018	0.019	MOM;PAN
Rodentia	Muridae	Mus	cervicolor	0.010	0.0225	ABN
Rodentia	Muridae	Mus	musculus	0.006	0.021	GLW;HKT
Rodentia	Muridae	Mus	spicilegus	0.007	0.020	PBG
Rodentia	Muridae	Mus	fragilicauda			
Rodentia	Muridae	Mus	cookii	0.015	0.023	MAR
Rodentia	Muridae	Mus	macedonicus	0.014	0.016	SIE;KAZ
Rodentia	Muridae	Mus	caroli	0.005	0.023	MOK
Rodentia	Muridae	Mus	spretus	0.0068	0.027	CAL;PER
Rodentia	Muridae	Mus	booduga	0.007	0.016	CRC
Rodentia	Muridae	Mus	terricolor	0.011		MAR
Rodentia	Muridae	Mus	famulus			
Rodentia	Muridae	Mus	orangiae			
Rodentia	Muridae	Mus	tenellus	0.004	0.018	AFR;TAN
Rodentia	Muridae	Mus	sorella			
Rodentia	Muridae	Mus	setzeri	0.005	0.009	SAS
Rodentia	Muridae	Mus	setulosus	0.006	0.016	AFR;KOU
Rodentia	Muridae	Mus	oubanguii			
Rodentia	Muridae	Mus	neavei	0.004	0.018	AFR
Rodentia	Muridae	Mus	musculoides	0.0033	0.010	MOM;SDZ_AFR
Rodentia	Muridae	Mus	mattheyi	0.003	0.015	GRD;SDZ_DDF
Rodentia	Muridae	Mus	tritron	0.005	0.019	AFR
Rodentia	Muridae	Mus	indutus	0.0025	0.011	SAS
Rodentia	Muridae	Mus	haussa	0.003	0.008	GRD;AFR
Rodentia	Muridae	Mus	goundae			
Rodentia	Muridae	Mus	callewaerti			
Rodentia	Muridae	Mus	bufo	0.004	0.016	AFR;KIN
Rodentia	Muridae	Mus	baoulei	0.004	0.009	AFR;KOU
Rodentia	Muridae	Mus	mahomet	0.010		MOM
Rodentia	Muridae	Mus	minutoides	0.0025	0.012	SAS
Rodentia	Muridae	Mus	mayori			
Rodentia	Muridae	Mus	vulcani	0.020	0.029	CRC
Rodentia	Muridae	Mus	crociduroides	0.029		CRC
Rodentia	Muridae	Mus	pahari	0.0228	0.028	MAR;LEK
Rodentia	Muridae	Mus	shortridgei	0.034	0.0352	LEK;MAR
Rodentia	Muridae	Mus	saxicola	0.021		CRC
Rodentia	Muridae	Mus	platythrix	0.018	0.040	MAR;CRC
Rodentia	Muridae	Mus	phillipsi	0.012		CRC
Rodentia	Muridae	Mus	fernandoni			
Rodentia	Muridae	Mylomys	rex			
Rodentia	Muridae	Mylomys	dybowskii	0.025	0.190	AFR;WLK
Rodentia	Muridae	Nilopegamys	plumbeus			1 specimen
Rodentia	Muridae	Niviventer	andersoni	0.147		CRC
Rodentia	Muridae	Niviventer	confucianus	0.050	0.065	HON;LEK
Rodentia	Muridae	Niviventer	brahma	0.097		CRC

## cont. Appendix 7a

Order	Family	Genus	Species	kg min	kg max	Source
Rodentia	Muridae	Niviventer	rapit	0.058	0.129	CRC
Rodentia	Muridae	Niviventer	hinpoon	0.061		LEK
Rodentia	Muridae	Niviventer	niviventer	0.066	0.100	CRC;MOM
Rodentia	Muridae	Niviventer	lepturus	0.085		CRC
Rodentia	Muridae	Niviventer	langbianis	0.070	0.100	HUU
Rodentia	Muridae	Niviventer	fulvescens	0.020	0.120	HUU
Rodentia	Muridae	Niviventer	excelsior	0.102		CRC
Rodentia	Muridae	Niviventer	eha	0.036	0.054	ABN;CRC
Rodentia	Muridae	Niviventer	culturatus	0.081	0.103	PAN;MOF
Rodentia	Muridae	Niviventer	cremoriventer	0.032	0.105	SAR;CRC
Rodentia	Muridae	Niviventer	coninga	0.055	0.228	TAI
Rodentia	Muridae	Niviventer	tenaster	0.097	0.103	LWH;CRC
Rodentia	Muridae	Niviventer	fraternus	0.083		OKB
Rodentia	Muridae	Niviventer	cameroni			
Rodentia	Muridae	Notomys	fuscus	0.030	0.050	WIK
Rodentia	Muridae	Notomys	mordax	0.090		PAN
Rodentia	Muridae	Notomys	mitchellii	0.039	0.060	MOF;WIK
Rodentia	Muridae	Notomys	macrotis	0.055	0.090	WIK;PAN
Rodentia	Muridae	Notomys	longicaudatus	0.100		WIK
Rodentia	Muridae	Notomys	cervinus	0.030	0.053	WIK;GGB
Rodentia	Muridae	Notomys	aquilo	0.025	0.050	WIK
Rodentia	Muridae	Notomys	amplus	0.080	0.100	WIKE;WIK
Rodentia	Muridae	Notomys	alexis	0.020	0.050	GRZ16_980
Rodentia	Muridae	Oenomys	hypoxanthus	0.032	0.150	AFR
Rodentia	Muridae	Oenomys	ornatus	0.086		MOM
Rodentia	Muridae	Palawanomys	furvus			
Rodentia	Muridae	Papagomys	theodorverhoeveni			
Rodentia	Muridae	Papagomys	armandvillei			
Rodentia	Muridae	Parahydromys	asper	0.490	0.590	WLK
Rodentia	Muridae	Paraleptomys	wilhelmina	0.031	0.035	WIK
Rodentia	Muridae	Paraleptomys	rufilatus	0.054	0.58	WIK
Rodentia	Muridae	Paramelomys	mollis	0.072	0.117	WIK
Rodentia	Muridae	Paramelomys	moncktoni	0.0785	0.165	WIK&WLK
Rodentia	Muridae	Paramelomys	naso			
Rodentia	Muridae	Paramelomys	levipes	0.083		PAN
Rodentia	Muridae	Paramelomys	platyops	0.065	0.138	WIK
Rodentia	Muridae	Paramelomys	rubex	0.031	0.057	WIK
Rodentia	Muridae	Paramelomys	steini			
Rodentia	Muridae	Paramelomys	lorentzii	0.150		PAN
Rodentia	Muridae	Paramelomys	gressitti			
Rodentia	Muridae	Paruromys	dominator	0.325	0.500	PAN;WLK
Rodentia	Muridae	Paulamys	naso	0.123		CRC
Rodentia	Muridae	Pelomys	campanae	0.100		EVA
Rodentia	Muridae	Pelomys	fallax	0.050	0.170	NDO;SAS
Rodentia	Muridae	Pelomys	hopkinsi	0.043	0.140	AFR
Rodentia	Muridae	Pelomys	isseli	0.060		MOM
Rodentia	Muridae	Pelomys	minor	0.029	0.055	AFR
Rodentia	Muridae	Phloeomys	cumingi	1.75	1.946	AGE;MOM
Rodentia	Muridae	Phloeomys	pallidus	1.75		PAN
Rodentia	Muridae	Pithecheir	parvus	0.058	0.146	WLK
Rodentia	Muridae	Pithecheir	melanurus	0.081	0.135	CRC

## cont. Appendix 7a

Order	Family	Genus	Species	kg min	kg max	Source
Rodentia	Muridae	Pithecheirops	otion	0.036		WLK
Rodentia	Muridae	Pogonomelomys	mayeri	0.075	0.144	WLK;WIK
Rodentia	Muridae	Pogonomelomys	bruijini			
Rodentia	Muridae	Pogonomys	sylvestris	0.029	0.066	WIK
Rodentia	Muridae	Pogonomys	fergussoniensis			
Rodentia	Muridae	Pogonomys	loriae	0.053	0.128	WIK
Rodentia	Muridae	Pogonomys	macrourus	0.028	0.074	WIK;BDD
Rodentia	Muridae	Pogonomys	championi	0.040	0.066	WIK
Rodentia	Muridae	Pseudohydromys	ellermani	0.017	0.0295	WLK;WIK
Rodentia	Muridae	Pseudohydromys	fuscus	0.018	0.020	WLK
Rodentia	Muridae	Pseudohydromys	murinus	0.013	0.020	WIK;CRC
Rodentia	Muridae	Pseudohydromys	occidentalis	0.019	0.024	WIK
Rodentia	Muridae	Pseudomys	desertor	0.015	0.039	WIK;MOF
Rodentia	Muridae	Pseudomys	oralis	0.045	0.115	WIK
Rodentia	Muridae	Pseudomys	occidentalis	0.030	0.055	WIK
Rodentia	Muridae	Pseudomys	nanus	0.025	0.078	WIK;MOF
Rodentia	Muridae	Pseudomys	johnsoni	0.009	0.017	WIK
Rodentia	Muridae	Pseudomys	higginsii	0.030	0.090	MSA;WIK
Rodentia	Muridae	Pseudomys	hermannsburgensis		0.009	0.018 WIK;IRI
Rodentia	Muridae	Pseudomys	gracilicaudatus	0.045	0.115	WIK
Rodentia	Muridae	Pseudomys	gouldii	0.050		WIK
Rodentia	Muridae	Pseudomys	glaucus	0.025	0.030	WIK
Rodentia	Muridae	Pseudomys	patrius	0.012	0.017	WIK
Rodentia	Muridae	Pseudomys	fieldi	0.030	0.050	ARK
Rodentia	Muridae	Pseudomys	novaehollandiae	0.012	0.026	CRC
Rodentia	Muridae	Pseudomys	delicatulus	0.006	0.015	WIK;CRC
Rodentia	Muridae	Pseudomys	chapmani	0.008	0.017	WIK
Rodentia	Muridae	Pseudomys	calabyi	0.015	0.024	WIK
Rodentia	Muridae	Pseudomys	bolami	0.008	0.021	CRC;WIK
Rodentia	Muridae	Pseudomys	australis	0.040	0.080	WIK;CRC
Rodentia	Muridae	Pseudomys	apodemoides	0.015	0.031	WIK;MOF
Rodentia	Muridae	Pseudomys	albobinereus	0.014	0.060	CRC;WIK
Rodentia	Muridae	Pseudomys	fumeus	0.026	0.090	WIK;CRC
Rodentia	Muridae	Pseudomys	shortridgei	0.055	0.090	WIK
Rodentia	Muridae	Pseudomys	pilligaensis	0.010	0.014	WIK
Rodentia	Muridae	Pseudomys	laborifex	0.009	0.017	WIK
Rodentia	Muridae	Rattus	novaeguineae	0.103	0.180	CRC
Rodentia	Muridae	Rattus	lutreolus	0.056	0.167	MSA
Rodentia	Muridae	Rattus	sanila			
Rodentia	Muridae	Rattus	salocco			
Rodentia	Muridae	Rattus	richardsoni	0.064	0.067	PAN
Rodentia	Muridae	Rattus	praetor	0.091	0.240	CRC;WIK
Rodentia	Muridae	Rattus	palmarum	0.491		CRC
Rodentia	Muridae	Rattus	omichlodes	0.070		PAN
Rodentia	Muridae	Rattus	simalurensis			
Rodentia	Muridae	Rattus	norvegicus	0.055	0.610	CRC
Rodentia	Muridae	Rattus	nitidus	0.077	0.145	LWH;CRC
Rodentia	Muridae	Rattus	pyctoris	0.136	0.199	CRC;DSM
Rodentia	Muridae	Rattus	niobe	0.036	0.056	CRC
Rodentia	Muridae	Rattus	ranjinae	0.120		CRC
Rodentia	Muridae	Rattus	nativitatis			

## cont. Appendix 7a

Order	Family	Genus	Species	kg min	kg max	Source
Rodentia	Muridae	Rattus	morotaiensis	0.130	0.158	WIK
Rodentia	Muridae	Rattus	osgoodi	0.093		CRC
Rodentia	Muridae	Rattus	tiomanicus	0.055	0.158	CRC;BOR
Rodentia	Muridae	Rattus	xanthurus	0.303		CRC
Rodentia	Muridae	Rattus	villosissimus	0.054	0.280	CRC;WIK
Rodentia	Muridae	Rattus	rattus	0.032	0.350	CRC;BUR
Rodentia	Muridae	Rattus	verecundus	0.055	0.109	CRC;PAN
Rodentia	Muridae	Rattus	vandusei	0.067		PAN
Rodentia	Muridae	Rattus	pelurus			
Rodentia	Muridae	Rattus	satarae			
Rodentia	Muridae	Rattus	pococki			
Rodentia	Muridae	Rattus	mordax	0.190	0.255	WIK
Rodentia	Muridae	Rattus	timorensis			
Rodentia	Muridae	Rattus	tawitawiensis	0.180		CRC
Rodentia	Muridae	Rattus	tanezumi	0.063	0.228	HEC;SLA
Rodentia	Muridae	Rattus	stoicus	0.323		CRC
Rodentia	Muridae	Rattus	steini	0.093	0.220	MOF;MOM
Rodentia	Muridae	Rattus	sordidus	0.022	0.260	CRC
Rodentia	Muridae	Rattus	tunneyi	0.042	0.243	CRC;MOF
Rodentia	Muridae	Rattus	montanus	0.136		CRC
Rodentia	Muridae	Rattus	exulans	0.030	0.090	CRC
Rodentia	Muridae	Rattus	everetti	0.077	0.490	HEC;HKT
Rodentia	Muridae	Rattus	enganus	0.305		CRC
Rodentia	Muridae	Rattus	elaphinus	0.108	0.233	WIK;CRC
Rodentia	Muridae	Rattus	colletti	0.060	0.215	WIK
Rodentia	Muridae	Rattus	feliceus	0.239	0.345	CRC;SER
Rodentia	Muridae	Rattus	blangorum	0.128		OKB
Rodentia	Muridae	Rattus	bontanus	0.239		CRC
Rodentia	Muridae	Rattus	arrogans			
Rodentia	Muridae	Rattus	argentiventer	0.085	0.217	BOR;MOF
Rodentia	Muridae	Rattus	arfakiensis			
Rodentia	Muridae	Rattus	annandalei	0.120	0.331	CRC
Rodentia	Muridae	Rattus	andamanensis	0.085	0.221	HUU;CRC
Rodentia	Muridae	Rattus	adustus	0.158		CRC
Rodentia	Muridae	Rattus	burrus			
Rodentia	Muridae	Rattus	jobiensis	0.260	0.500	WIK
Rodentia	Muridae	Rattus	mindorensis	0.136		CRC
Rodentia	Muridae	Rattus	macleari			
Rodentia	Muridae	Rattus	lugens	0.224		CRC
Rodentia	Muridae	Rattus	losea	0.077	0.120	LEK;HUU
Rodentia	Muridae	Rattus	leucopus	0.050	0.315	WIK;CRC
Rodentia	Muridae	Rattus	korinchi	0.131		CRC
Rodentia	Muridae	Rattus	fuscipes	0.040	0.271	MSA;HOP
Rodentia	Muridae	Rattus	koopmani			
Rodentia	Muridae	Rattus	mollicomulus			
Rodentia	Muridae	Rattus	marmosurus	0.217		CRC
Rodentia	Muridae	Rattus	baluensis	0.085	0.142	BOR;CRC
Rodentia	Muridae	Rattus	hoogerwerfi	0.165		CRC
Rodentia	Muridae	Rattus	hoffmanni	0.130	0.240	WIK
Rodentia	Muridae	Rattus	hainaldi	0.0226	0.081	WIK
Rodentia	Muridae	Rattus	giluwensis			



## cont. Appendix 7a

Order	Family	Genus	Species	kg min	kg max	Source
Rodentia	Muridae	Rhabdomys	dilectus	0.020	0.052	AFR
Rodentia	Muridae	Rhabdomys	pumilio	0.022	0.100	CRC;ROD
Rodentia	Muridae	Rhagamys	orthodon			
Rodentia	Muridae	Rhynchomys	isarogensis	0.120	0.145	WIK
Rodentia	Muridae	Rhynchomys	soricoides	0.135	0.187	WIK;CRC
Rodentia	Muridae	Solomys	salebrosus	0.290	0.460	WLK
Rodentia	Muridae	Solomys	sapientis			
Rodentia	Muridae	Solomys	salamonis			
Rodentia	Muridae	Solomys	ponceleti	1		MOM
Rodentia	Muridae	Solomys	spriggsarum			
Rodentia	Muridae	Sommeromys	macrorhinos			
Rodentia	Muridae	Spelaeomys	florensis			
Rodentia	Muridae	Srilankamys	ohiensis			
Rodentia	Muridae	Stenocephalemys	ruppi	0.049		PAN
Rodentia	Muridae	Stenocephalemys	albipes	0.049		CRC
Rodentia	Muridae	Stenocephalemys	albocaudata	0.100	0.160	CRC
Rodentia	Muridae	Stenocephalemys	griseicauda	0.063	0.100	CRC
Rodentia	Muridae	Stochomys	longicaudatus	0.040	0.105	AFR;CRC
Rodentia	Muridae	Sundamys	maxi	0.361		CRC
Rodentia	Muridae	Sundamys	muelleri	0.150	0.470	WIK;CRC
Rodentia	Muridae	Sundamys	infraluteus	0.237	0.600	BOR
Rodentia	Muridae	Taeromys	punicans	0.138		CRC
Rodentia	Muridae	Taeromys	callitrichus	0.271		CRC
Rodentia	Muridae	Taeromys	taerae	0.247		CRC
Rodentia	Muridae	Taeromys	microbullatus			
Rodentia	Muridae	Taeromys	hamatus	0.196		CRC
Rodentia	Muridae	Taeromys	arcuatus	0.227		CRC
Rodentia	Muridae	Taeromys	celebensis	0.323		CRC
Rodentia	Muridae	Tarsomys	echinatus			
Rodentia	Muridae	Tarsomys	apoensis	0.065	0.072	HKT
Rodentia	Muridae	Tateomys	macrocerus	0.035	0.055	MUC
Rodentia	Muridae	Tateomys	rhinogradoides	0.070	0.098	MUC
Rodentia	Muridae	Thallomys	loringi	0.063	0.100	TAN
Rodentia	Muridae	Thallomys	shortridgei			
Rodentia	Muridae	Thallomys	nigricauda	0.038	0.190	THN;MLH
Rodentia	Muridae	Thallomys	paedulcus	0.032	0.132	CRC;SAV
Rodentia	Muridae	Thamnomys	kempi	0.075		MOM
Rodentia	Muridae	Thamnomys	major			
Rodentia	Muridae	Thamnomys	venustus	0.050	0.100	KIN
Rodentia	Muridae	Tokudaia	muenninki			
Rodentia	Muridae	Tokudaia	osimensis	0.085	0.089	MOF;PAN
Rodentia	Muridae	Tryphomys	adustus			
Rodentia	Muridae	Uromys	siebersi			
Rodentia	Muridae	Uromys	boeadii			
Rodentia	Muridae	Uromys	anak	0.450	1.020	WIK
Rodentia	Muridae	Uromys	hadrourus	0.140	0.205	WIK
Rodentia	Muridae	Uromys	emmae			
Rodentia	Muridae	Uromys	neobritannicus	0.570	0.730	WIK
Rodentia	Muridae	Uromys	caudimaculatus	0.245	1.18	CRC;IRI
Rodentia	Muridae	Uromys	porculus			
Rodentia	Muridae	Uromys	rex	0.420		MOM

## cont. Appendix 7a

Order	Family	Genus	Species	kg min	kg max	Source
Rodentia	Muridae	Uromys	imperator	1.0		PAN
Rodentia	Muridae	Vandeleuria	nilagirica	0.038		CRC
Rodentia	Muridae	Vandeleuria	nolthenii	0.057		CRC
Rodentia	Muridae	Vandeleuria	oleracea	0.010		LEK
Rodentia	Muridae	Vernaya	fulva			
Rodentia	Muridae	Xenuromys	barbatus	0.900	1.100	WLK
Rodentia	Muridae	Xeromys	myoides	0.035	0.060	WIK;GRZ16_980
Rodentia	Muridae	Zelotomys	hildegardeae	0.055	0.064	PAN;KIN
Rodentia	Muridae	Zelotomys	woosnami	0.048	0.064	SAS;CRC
Rodentia	Muridae	Zyzomys	argurus	0.030	0.075	CRC;WIK
Rodentia	Muridae	Zyzomys	maini	0.070	0.180	WIK
Rodentia	Muridae	Zyzomys	palatilis	0.110	0.140	WIK
Rodentia	Muridae	Zyzomys	pedunculatus	0.050	0.120	WIK;ARK
Rodentia	Muridae	Zyzomys	woodwardi	0.070	0.210	CRC;WIK
Rodentia	Muridae	Leimacomys	buttneri	0.050	0.060	WIK
Rodentia	Muridae	Myotomys	sloggetti	0.093	0.146	RIC;SAS
Rodentia	Muridae	Myotomys	uniusulcatus	0.094	0.156	RIC;SAS
Rodentia	Muridae	Otomys	irroratus	0.036	0.238	AFR;SAS
Rodentia	Muridae	Otomys	typus			
Rodentia	Muridae	Otomys	tropicalis	0.091	0.260	AFR;TAN
Rodentia	Muridae	Otomys	saundersiae	0.084	0.134	SAS
Rodentia	Muridae	Otomys	orestes	0.100	0.260	TAN dupl?
Rodentia	Muridae	Otomys	occidentalis			
Rodentia	Muridae	Otomys	maximus	0.105	0.255	CRC;MSA
Rodentia	Muridae	Otomys	laminatus	0.110	0.250	CRC
Rodentia	Muridae	Otomys	angoniensis	0.025	0.255	MSA;BOT
Rodentia	Muridae	Otomys	jacksoni			
Rodentia	Muridae	Otomys	uzungwensis	0.100	0.260	TAN dupl?
Rodentia	Muridae	Otomys	dollmani			
Rodentia	Muridae	Otomys	denti	0.100	0.260	TAN dupl?
Rodentia	Muridae	Otomys	dartmouthi			
Rodentia	Muridae	Otomys	cuanzensis			
Rodentia	Muridae	Otomys	burtoni			
Rodentia	Muridae	Otomys	barbouri			
Rodentia	Muridae	Otomys	anchietae	0.128		SDZ_WS
Rodentia	Muridae	Otomys	lacustris	0.053	0.260	AFR;TAN
Rodentia	Muridae	Parotomys	littledalei	0.107	0.145	MOM;SAS
Rodentia	Muridae	Parotomys	brantsii	0.086	0.155	MOM;SAS
Rodentia	Platacanthomyidae	Platacanthomys	lasiurus	0.075		WLK
Rodentia	Platacanthomyidae	Typhlomys	cinereus	0.018		EDG
Rodentia	Spalacidae	Eospalax	fontanierii	0.196	0.257	YAZ;PAN
Rodentia	Spalacidae	Eospalax	rothschildi	0.150	0.563	WLK
Rodentia	Spalacidae	Eospalax	smithii			
Rodentia	Spalacidae	Myospalax	psilurus	0.259		PAN
Rodentia	Spalacidae	Myospalax	aspalax	0.295	0.314	TDS
Rodentia	Spalacidae	Myospalax	myospalax	0.225		MOM
Rodentia	Spalacidae	Cannomys	badius	0.344	0.800	SAV;LEK
Rodentia	Spalacidae	Rhizomys	sinensis	0.700	0.865	HON;CRC
Rodentia	Spalacidae	Rhizomys	sumatrensis	2.0	4.0	LEK
Rodentia	Spalacidae	Rhizomys	pruinusosus	0.205	3	HUU;LEK
Rodentia	Spalacidae	Spalax	graecus	0.021	0.037	GRZ16_982

## cont. Appendix 7a

Order	Family	Genus	Species	kg min	kg max	Source
Rodentia	Spalacidae	Spalax	nehringi			
Rodentia	Spalacidae	Spalax	uralensis			
Rodentia	Spalacidae	Spalax	microphthalmus	0.370	0.570	BRI
Rodentia	Spalacidae	Spalax	leucodon	0.122	0.306	BDD;KAZ
Rodentia	Spalacidae	Spalax	judaei			
Rodentia	Spalacidae	Spalax	giganteus			
Rodentia	Spalacidae	Spalax	galili	0.116	0.174	SPA
Rodentia	Spalacidae	Spalax	ehrenbergi	0.050	0.197	BDD
Rodentia	Spalacidae	Spalax	arenarius	0.380	0.660	CRC
Rodentia	Spalacidae	Spalax	carmeli			
Rodentia	Spalacidae	Spalax	zemni	0.370	0.570	CRC
Rodentia	Spalacidae	Spalax	golani			
Rodentia	Spalacidae	Tachyoryctes	ibeanus			
Rodentia	Spalacidae	Tachyoryctes	storeyi			
Rodentia	Spalacidae	Tachyoryctes	splendens	0.125	0.280	MAI;KIN
Rodentia	Spalacidae	Tachyoryctes	spalacinus			
Rodentia	Spalacidae	Tachyoryctes	ruddi			
Rodentia	Spalacidae	Tachyoryctes	ruandae	0.193	0.250	SDZ_AFR;SDZ_AFV
Rodentia	Spalacidae	Tachyoryctes	rex			
Rodentia	Spalacidae	Tachyoryctes	macrocephalus	0.330	0.930	WLK
Rodentia	Spalacidae	Tachyoryctes	daemon	0.160	0.600	TAN
Rodentia	Spalacidae	Tachyoryctes	audax			
Rodentia	Spalacidae	Tachyoryctes	annectens			
Rodentia	Spalacidae	Tachyoryctes	ankoliae	0.160	0.280	TAN
Rodentia	Spalacidae	Tachyoryctes	naivashae	0.160	0.600	TAN
Rodentia	Calomyscidae	Calomyscus	grandis			
Rodentia	Calomyscidae	Calomyscus	tsolovi			
Rodentia	Calomyscidae	Calomyscus	urartensis			
Rodentia	Calomyscidae	Calomyscus	hotsoni			
Rodentia	Calomyscidae	Calomyscus	baluchi			
Rodentia	Calomyscidae	Calomyscus	bailwardi	0.015	0.030	GRZ16_982
Rodentia	Calomyscidae	Calomyscus	mystax	0.017	0.030	ROD
Rodentia	Calomyscidae	Calomyscus	elburzensis			
Rodentia	Anomaluridae	Anomalurus	beecrofti	0.312	1.040	ANO
Rodentia	Anomaluridae	Anomalurus	derbianus	0.354	1.100	ANO;ANG
Rodentia	Anomaluridae	Anomalurus	pelii	1.3	2	ANO
Rodentia	Anomaluridae	Anomalurus	pusillus	0.211	0.600	ANO;WLK
Rodentia	Anomaluridae	Idiurus	macrotris	0.023	0.040	ANO
Rodentia	Anomaluridae	Idiurus	zenkeri	0.010	0.030	SLA;SDZ_AFR
Rodentia	Anomaluridae	Zenkerella	insignis	0.200	0.460	MOM;ANO
Rodentia	Pedetidae	Pedetes	capensis	2.0	4	CRC;ALK
Rodentia	Pedetidae	Pedetes	surdaster	3.0	4.0	TAN
Rodentia	Ctenodactylidae	Ctenodactylus	vali	0.075	0.180	CRC;ALK
Rodentia	Ctenodactylidae	Ctenodactylus	gundi	0.288	0.289	PAN;MOM
Rodentia	Ctenodactylidae	Felovia	vae	0.170	0.205	GRD;MOM
Rodentia	Ctenodactylidae	Massoutiera	mzabi	0.172	0.230	GRZ16_985;CRC
Rodentia	Ctenodactylidae	Pectinator	spekei	0.160	0.180	MOM;BDD
Rodentia	Bathyergidae	Bathyergus	janetta	0.315	0.732	GRZ16_989;SIE
Rodentia	Bathyergidae	Bathyergus	suillus	0.406	2.5	SIE;MLH
Rodentia	Bathyergidae	Cryptomys	hottentotus	0.028	0.221	BOT;WLK
Rodentia	Bathyergidae	Cryptomys	zechi			

## cont. Appendix 7a

Order	Family	Genus	Species	kg min	kg max	Source
Rodentia	Bathyergidae	Cryptomys	ochraceocinereus	0.200		MOM
Rodentia	Bathyergidae	Cryptomys	mechowi	0.183	0.600	SIE;NDO
Rodentia	Bathyergidae	Cryptomys	kafuensis			
Rodentia	Bathyergidae	Cryptomys	darlingi	0.064	0.066	GRZ16_989;PAN
Rodentia	Bathyergidae	Cryptomys	damarensis	0.046	0.300	CRC;MLH;
Rodentia	Bathyergidae	Cryptomys	bocagei	0.094		MOM
Rodentia	Bathyergidae	Cryptomys	foxi			
Rodentia	Bathyergidae	Cryptomys	amatus	0.077		PAN
Rodentia	Bathyergidae	Cryptomys	anselli	0.045	0.102	SPA
Rodentia	Bathyergidae	Georychus	capensis	0.109	0.360	MSA;SAS
Rodentia	Bathyergidae	Heliophobius	argenteocinereus	0.036	0.290	AFR;HEL
Rodentia	Bathyergidae	Heterocephalus	glaber	0.012	0.080	CRC;KIN
Rodentia	Hystricidae	Atherurus	macrourus	1	4.3	ADW
Rodentia	Hystricidae	Atherurus	africanus	1	5	GRZ16_990;HAP
Rodentia	Hystricidae	Hystrix	africaeustralis	9.1	30	CRC;ADW
Rodentia	Hystricidae	Hystrix	cristata	10	30	GRZ16_990
Rodentia	Hystricidae	Hystrix	indica	10.2	20	MOM;AGE
Rodentia	Hystricidae	Hystrix	brachyura	7.5	14.5	CRC
Rodentia	Hystricidae	Hystrix	javanica	8	23	GRZ16_990;CRC
Rodentia	Hystricidae	Hystrix	pumila	2.74	5.4	MOM;ADW
Rodentia	Hystricidae	Hystrix	crassispinis	3.8	8	GRZ16_990;BOR
Rodentia	Hystricidae	Hystrix	sumatrae	3.26	5.4	CRC;GRZ16_990
Rodentia	Hystricidae	Trichys	fasciculata	1.5	2.5	ADW;CRC
Rodentia	Petromuridae	Petromys	typicus	0.100	0.300	WLK
Rodentia	Ctenomyidae	Ctenomys	juris			
Rodentia	Ctenomyidae	Ctenomys	fodax			
Rodentia	Ctenomyidae	Ctenomys	frater	0.070	0.235	SDZ_CAC;CRC
Rodentia	Ctenomyidae	Ctenomys	fulvus	0.150	0.400	SDZ_CAC;ADW
Rodentia	Ctenomyidae	Ctenomys	leucodon	0.220	0.244	VAS;MOM
Rodentia	Ctenomyidae	Ctenomys	goodfellowi			
Rodentia	Ctenomyidae	Ctenomys	johannis			
Rodentia	Ctenomyidae	Ctenomys	boliviensis	0.250	0.650	CRC
Rodentia	Ctenomyidae	Ctenomys	knighti	0.316		MOM
Rodentia	Ctenomyidae	Ctenomys	lami	0.170	0.307	FRT
Rodentia	Ctenomyidae	Ctenomys	latro	0.122	0.192	VAS;MOM
Rodentia	Ctenomyidae	Ctenomys	fochi			
Rodentia	Ctenomyidae	Ctenomys	haigi	0.076	0.164	VAS;MOM
Rodentia	Ctenomyidae	Ctenomys	flamarioni	0.300		VAS
Rodentia	Ctenomyidae	Ctenomys	famosus			
Rodentia	Ctenomyidae	Ctenomys	emilianus	0.154	0.288	VAS;SLA
Rodentia	Ctenomyidae	Ctenomys	dorsalis	0.166		MOM
Rodentia	Ctenomyidae	Ctenomys	dorbignyi	0.237		VAS
Rodentia	Ctenomyidae	Ctenomys	coyhaiquensis	0.140		COF
Rodentia	Ctenomyidae	Ctenomys	conoveri	0.520	1.2	AYC
Rodentia	Ctenomyidae	Ctenomys	coludo			
Rodentia	Ctenomyidae	Ctenomys	lewisii	0.117		MOM
Rodentia	Ctenomyidae	Ctenomys	bonettoi	0.141	0.202	VAS;MOM
Rodentia	Ctenomyidae	Ctenomys	pundti	0.100	0.141	LUN;VAS
Rodentia	Ctenomyidae	Ctenomys	bergi			
Rodentia	Ctenomyidae	Ctenomys	azarae	0.138	0.4	VAS;MOM
Rodentia	Ctenomyidae	Ctenomys	australis	0.250	0.600	LUN

## cont. Appendix 7a

Order	Family	Genus	Species	kg min	kg max	Source
Rodentia	Ctenomyidae	Ctenomys	budini			
Rodentia	Ctenomyidae	Ctenomys	scagliai			
Rodentia	Ctenomyidae	Ctenomys	argentinus	0.146	0.221	VAS;MOM
Rodentia	Ctenomyidae	Ctenomys	brasiliensis	0.4		MOM
Rodentia	Ctenomyidae	Ctenomys	yolandae			
Rodentia	Ctenomyidae	Ctenomys	viperinus			
Rodentia	Ctenomyidae	Ctenomys	validus	0.233		MOM
Rodentia	Ctenomyidae	Ctenomys	tulduco			
Rodentia	Ctenomyidae	Ctenomys	tucumanus	0.217	0.700	MOM;WLK
Rodentia	Ctenomyidae	Ctenomys	tuconax	0.249	0.550	MOM;VAS
Rodentia	Ctenomyidae	Ctenomys	torquatus	0.200	0.300	CRC
Rodentia	Ctenomyidae	Ctenomys	talarum	0.090	0.220	ADW;CRC
Rodentia	Ctenomyidae	Ctenomys	sylvanus			
Rodentia	Ctenomyidae	Ctenomys	steinbachi	0.220	0.550	CRC
Rodentia	Ctenomyidae	Ctenomys	pontifex	0.4		MOM
Rodentia	Ctenomyidae	Ctenomys	sericeus	0.4		MOM
Rodentia	Ctenomyidae	Ctenomys	mendocinus	0.108	0.253	MSA
Rodentia	Ctenomyidae	Ctenomys	saltarius	0.170	0.230	SDZ_CAC;MOM
Rodentia	Ctenomyidae	Ctenomys	roigi	0.179		VAS
Rodentia	Ctenomyidae	Ctenomys	rionegrensis	0.100	0.700	GRZ16_998
Rodentia	Ctenomyidae	Ctenomys	porteousi	0.185	0.192	VAS;MOM
Rodentia	Ctenomyidae	Ctenomys	pilarensis			
Rodentia	Ctenomyidae	Ctenomys	peruanus	0.488	0.490	PAN;MOM
Rodentia	Ctenomyidae	Ctenomys	perrensi	0.166	0.400	VAS;PAN
Rodentia	Ctenomyidae	Ctenomys	pearsoni	0.200	0.212	ADW;MOM
Rodentia	Ctenomyidae	Ctenomys	osvaldoreigi			
Rodentia	Ctenomyidae	Ctenomys	opimus	0.079	0.400	CRC
Rodentia	Ctenomyidae	Ctenomys	occultus	0.095	0.150	VAS;MOM
Rodentia	Ctenomyidae	Ctenomys	minutus	0.079	0.225	CRC;VAS
Rodentia	Ctenomyidae	Ctenomys	sociabilis	0.148	0.400	VAS;MOM
Rodentia	Ctenomyidae	Ctenomys	colburni	0.4		MOM
Rodentia	Ctenomyidae	Ctenomys	magellanicus	0.234	0.272	VAS;MOM
Rodentia	Ctenomyidae	Ctenomys	maulinus	0.158	0.254	HOP;PAN
Rodentia	Echimyidae	Phyllomys	medius			
Rodentia	Echimyidae	Phyllomys	mantiqueirensis	0.207		LEI
Rodentia	Echimyidae	Phyllomys	lundi	0.145	0.202	LEI
Rodentia	Echimyidae	Phyllomys	unicolor	0.439		PAN
Rodentia	Echimyidae	Phyllomys	nigrispinus	0.224		PAN
Rodentia	Echimyidae	Phyllomys	thomasi	0.502	0.562	PAN;SLA
Rodentia	Echimyidae	Phyllomys	blainvillii	0.243		PAN
Rodentia	Echimyidae	Phyllomys	brasiliensis	0.296	0.312	PAN
Rodentia	Echimyidae	Phyllomys	dasythrix	0.230	0.290	CRC
Rodentia	Echimyidae	Phyllomys	kerri			
Rodentia	Echimyidae	Phyllomys	lamarum	0.215		PAN
Rodentia	Echimyidae	Phyllomys	pattoni			
Rodentia	Echimyidae	Callistomys	pictus	0.519	0.525	PAN;SLA
Rodentia	Echimyidae	Diplomys	rufodorsalis	0.145		MOM
Rodentia	Echimyidae	Diplomys	labilis	0.055	0.492	CRC;WLK
Rodentia	Echimyidae	Diplomys	caniceps	0.394		MOM
Rodentia	Echimyidae	Echimys	chrysurus	0.350	0.890	CRC;EMS
Rodentia	Echimyidae	Echimys	semivillosus	0.194	0.407	EMS

## cont. Appendix 7a

Order	Family	Genus	Species	kg min	kg max	Source
Rodentia	Echimyidae	Echimys	saturnus	0.627		MOM
Rodentia	Echimyidae	Isothrix	sinnamariensis	0.292		PAN
Rodentia	Echimyidae	Isothrix	pagurus	0.21		MOM
Rodentia	Echimyidae	Isothrix	negrensis			
Rodentia	Echimyidae	Isothrix	bistriata	0.320	0.570	EMS
Rodentia	Echimyidae	Makalata	grandis	0.582	0.589	EMS;SLA
Rodentia	Echimyidae	Makalata	rhipidura	0.315		EMS
Rodentia	Echimyidae	Makalata	occasius			
Rodentia	Echimyidae	Makalata	macrura	0.439		PAN
Rodentia	Echimyidae	Makalata	didelphoides	0.108	0.780	PAN;SDZ_NRF
Rodentia	Echimyidae	Makalata	obscura	0.108		PAN
Rodentia	Echimyidae	Carterodon	sulcidens	0.060	0.202	BEZ
Rodentia	Echimyidae	Clyomys	bishopi	0.021	0.209	GRZ16_1001;BRZ
Rodentia	Echimyidae	Clyomys	laticeps	0.201		MOM
Rodentia	Echimyidae	Euryzygomatomys	spinus	0.165	0.210	WLK
Rodentia	Echimyidae	Hoplomys	gymnurus	0.218	0.815	GRZ16_1001
Rodentia	Echimyidae	Lonchothrix	emiliae	0.138		MOM
Rodentia	Echimyidae	Mesomys	stimulax	0.108	0.250	MOM;SDZ_NRF
Rodentia	Echimyidae	Mesomys	hispidus	0.110	0.222	HOP;HOP
Rodentia	Echimyidae	Mesomys	occultus			
Rodentia	Echimyidae	Mesomys	leniceps	0.108		MOM
Rodentia	Echimyidae	Proechimys	pattoni			
Rodentia	Echimyidae	Proechimys	oconnelli	0.285		MOM
Rodentia	Echimyidae	Proechimys	trinitatus	0.300	0.380	WLK
Rodentia	Echimyidae	Proechimys	urichi	0.285		MOM
Rodentia	Echimyidae	Proechimys	steerei	0.250	1	SDZ_LNR;PAD
Rodentia	Echimyidae	Proechimys	guairae	0.349	0.400	PAN;MOM
Rodentia	Echimyidae	Proechimys	simonsi	0.245	0.285	HIC;MOM
Rodentia	Echimyidae	Proechimys	semispinosus	0.190	0.800	CRC
Rodentia	Echimyidae	Proechimys	roberti	0.120	0.410	CHP
Rodentia	Echimyidae	Proechimys	poliopus	0.285		MOM
Rodentia	Echimyidae	Proechimys	decumanus	0.270	0.285	SDZ_NWM;MOM
Rodentia	Echimyidae	Proechimys	goeldii	0.285		MOM
Rodentia	Echimyidae	Proechimys	quadruplicatus	0.282	0.386	SLA;HIC
Rodentia	Echimyidae	Proechimys	echinothrix			
Rodentia	Echimyidae	Proechimys	mincae	0.285		MOM
Rodentia	Echimyidae	Proechimys	cuvieri	0.160	0.645	CRC;VOL
Rodentia	Echimyidae	Proechimys	chrysaolus	0.285		MOM
Rodentia	Echimyidae	Proechimys	canicollis	0.282	0.313	SLA;PAN
Rodentia	Echimyidae	Proechimys	guyannensis	0.136	0.500	VOL;CRC
Rodentia	Echimyidae	Proechimys	hoplomyoides	0.285		MOM
Rodentia	Echimyidae	Proechimys	kulinae			
Rodentia	Echimyidae	Proechimys	longicaudatus	0.180	0.410	CRC;SDZ_NRF
Rodentia	Echimyidae	Proechimys	gardneri	0.270		PAD
Rodentia	Echimyidae	Proechimys	magdalenae	0.285		MOM
Rodentia	Echimyidae	Proechimys	brevicauda	0.050	0.390	SDZ_NRF;DUA
Rodentia	Echimyidae	Thrichomys	inermis			
Rodentia	Echimyidae	Thrichomys	pachyurus	0.236	0.296	BOD
Rodentia	Echimyidae	Thrichomys	apereoides	0.200	0.500	CRC;WLK
Rodentia	Echimyidae	Trinomys	paratus			
Rodentia	Echimyidae	Trinomys	dimidiatus	0.168	0.350	PAN;SDZ_TMF

## cont. Appendix 7a

Order	Family	Genus	Species	kg min	kg max	Source
Rodentia	Echimyidae	Trinomys	gratiosus			
Rodentia	Echimyidae	Trinomys	iheringi	0.191	0.220	DUA;PAN
Rodentia	Echimyidae	Trinomys	mirapitanga			
Rodentia	Echimyidae	Trinomys	moojeni			
Rodentia	Echimyidae	Trinomys	myosuros	0.285		PAN
Rodentia	Echimyidae	Trinomys	eliasi	0.204	0.221	SLA;PAN
Rodentia	Echimyidae	Trinomys	yonenagae			
Rodentia	Echimyidae	Trinomys	albispinus	0.120	0.285	MSA;PAN
Rodentia	Echimyidae	Trinomys	setosus	0.285		PAN
Rodentia	Echimyidae	Dactylomys	peruanus	0.382		MOM
Rodentia	Echimyidae	Dactylomys	dactylinus	0.600	0.750	GRZ16_1001
Rodentia	Echimyidae	Dactylomys	boliviensis	0.729		MOM
Rodentia	Echimyidae	Kannabateomys	amblyonyx	0.350	0.603	EMS;SLA
Rodentia	Echimyidae	Olallamys	edax	0.206		MOM
Rodentia	Echimyidae	Olallamys	albicauda	0.274		MOM
Rodentia	Echimyidae	Boromys	offella			
Rodentia	Echimyidae	Boromys	torrei			
Rodentia	Echimyidae	Brotomys	contractus			
Rodentia	Echimyidae	Brotomys	voratus			
Rodentia	Echimyidae	Heteropsomys	insulans			
Rodentia	Echimyidae	Heteropsomys	antillensis			
Rodentia	Thryonomyidae	Thryonomys	gregorianus	1.0	7.5	SDZ_AFR;KIN
Rodentia	Thryonomyidae	Thryonomys	swinderianus	0.700	9.0	CRC;ADW
Rodentia	Erethizontidae	Chaetomys	subspinosus	1.3		MOM
Rodentia	Erethizontidae	Coendou	rothschildi	1.995	4.046	SLA;SDZ_NWM
Rodentia	Erethizontidae	Coendou	prehensilis	0.900	5.8	CRC;VS1
Rodentia	Erethizontidae	Coendou	nycthemera	3		PAN
Rodentia	Erethizontidae	Coendou	bicolor	3.4	4.7	EMS
Rodentia	Erethizontidae	Echinoprocta	rufescens	0.832		MOM
Rodentia	Erethizontidae	Erethizon	dorsatum	3.5	18	MSA
Rodentia	Erethizontidae	Sphiggurus	insidiosus	0.998	1.5	PAN;GRZ16_991
Rodentia	Erethizontidae	Sphiggurus	villosus	1.5	2	CRC
Rodentia	Erethizontidae	Sphiggurus	vestitus	0.736		MOM
Rodentia	Erethizontidae	Sphiggurus	melanurus	0.5	2.6	EMS;VS1
Rodentia	Erethizontidae	Sphiggurus	roosmalenorum	0.800		VS1
Rodentia	Erethizontidae	Sphiggurus	mexicanus	0.920	5	WEI;B&N
Rodentia	Erethizontidae	Sphiggurus	pruinus			
Rodentia	Erethizontidae	Sphiggurus	ichillus			
Rodentia	Erethizontidae	Sphiggurus	spinosus	0.751	0.920	MOM;WEI
Rodentia	Chinchillidae	Chinchilla	chinchilla	0.400	0.800	EDG
Rodentia	Chinchillidae	Chinchilla	lanigera	0.300	0.700	ATA;WIK
Rodentia	Chinchillidae	Lagidium	wolffsohni	2.68	3	MOM;GRZ16_992
Rodentia	Chinchillidae	Lagidium	peruanum	0.9	1.6	WLK
Rodentia	Chinchillidae	Lagidium	viscacia	0.900	3.845	CRC;BDD
Rodentia	Chinchillidae	Lagostomus	crassus			extinct
Rodentia	Chinchillidae	Lagostomus	maximus	2.0	8.0	WLK
Rodentia	Dinomyidae	Dinomys	branickii	10	15	MSA
Rodentia	Caviidae	Cavia	intermedia			
Rodentia	Caviidae	Cavia	aperea	0.250	1.500	CRC;GRZ16_994
Rodentia	Caviidae	Cavia	fulgida	0.280	1.5	CRC;GRZ16_994
Rodentia	Caviidae	Cavia	porcellus	0.260	0.940	ADW;MIL

## cont. Appendix 7a

Order	Family	Genus	Species	kg min	kg max	Source
Rodentia	Caviidae	Cavia	tschudii	0.275	1.5	CRC;GRZ16_994
Rodentia	Caviidae	Cavia	magna	0.440	1.5	MIL;GRZ16_994
Rodentia	Caviidae	Galea	musteloides	0.180	0.600	CRC;GRZ16_994
Rodentia	Caviidae	Galea	spixii	0.326	0.672	MOM;BDD
Rodentia	Caviidae	Galea	flavidens	0.150	0.600	CHP;GRZ16_994
Rodentia	Caviidae	Microcavia	australis	0.119	0.500	TAR;RSN
Rodentia	Caviidae	Microcavia	niata	0.080	0.500	WLK;GRZ16_994
Rodentia	Caviidae	Microcavia	shiptoni	0.150	0.220	CRC
Rodentia	Caviidae	Dolichotis	salinicola	1.585	2.7	SLA;GRZ16_994
Rodentia	Caviidae	Dolichotis	patagonum	7.7	16	MSA;WLK
Rodentia	Caviidae	Hydrochoerus	hydrochaeris	20	91	OJA
Rodentia	Caviidae	Hydrochoerus	isthmus	21.267	65	PAN
Rodentia	Caviidae	Kerodon	rupestris	0.420	1	SDZ_TMF;WEI
Rodentia	Caviidae	Kerodon	acrobata			
Rodentia	Dasyproctidae	Dasyprocta	azarae	2.06	3.85	CRC
Rodentia	Dasyproctidae	Dasyprocta	guamara	2.65		MOM
Rodentia	Dasyproctidae	Dasyprocta	ruatanica			
Rodentia	Dasyproctidae	Dasyprocta	fuliginosa	1.3	4	ADW
Rodentia	Dasyproctidae	Dasyprocta	kalinowskii	2.65		MOM
Rodentia	Dasyproctidae	Dasyprocta	cristata	2.65		MOM
Rodentia	Dasyproctidae	Dasyprocta	leporina	1.3	5.9	BRA;EMS
Rodentia	Dasyproctidae	Dasyprocta	mexicana	2.7	5	AGE;MOM
Rodentia	Dasyproctidae	Dasyprocta	prymnolopha	2.884	3.7	SLA;SDZ_NRF
Rodentia	Dasyproctidae	Dasyprocta	punctata	0.6	4.2	GRZ16_996;EMS
Rodentia	Dasyproctidae	Dasyprocta	coibae	0.6	4	GRZ16_996
Rodentia	Dasyproctidae	Myoprocta	pratti	0.800	1.25	EMS;SDZ_LNR
Rodentia	Dasyproctidae	Myoprocta	acouchy	0.552	4	SDZ_NRF;ADW
Rodentia	Cuniculidae	Cuniculus	taczanowskii	7.5	9	WEI;PAN
Rodentia	Cuniculidae	Cuniculus	paca	3.627	14	CRI;GRZ16_997
Rodentia	Octodontidae	Aconaemys	sagei	0.083	0.135	GRZ16_999;COF
Rodentia	Octodontidae	Aconaemys	fuscus	0.112	0.152	SAV;GRZ16_999
Rodentia	Octodontidae	Aconaemys	porteri	0.132		VAS
Rodentia	Octodontidae	Octodon	pacíficus			
Rodentia	Octodontidae	Octodon	bridgesi	0.140	0.176	CRC;LOV
Rodentia	Octodontidae	Octodon	degus	0.130	0.300	CRB;WLK
Rodentia	Octodontidae	Octodon	lunatus	0.165	0.234	CRB;SLA
Rodentia	Octodontidae	Octodontomys	gliroides	0.090	0.200	VAS;WLK
Rodentia	Octodontidae	Octomys	mimax	0.098	0.144	ALK;WLK
Rodentia	Octodontidae	Pipanaoctomys	aureus			
Rodentia	Octodontidae	Salinoctomys	loschalchalersorum			
Rodentia	Octodontidae	Spalacopus	cyaneus	0.043	0.190	MSA;CRC
Rodentia	Octodontidae	Tympanoctomys	barrerae	0.070	0.143	MOM;GRZ16_999
Rodentia	Abrocomidae	Abrocoma	boliviensis	0.158	0.300	MOM;GRZ16_1000
Rodentia	Abrocomidae	Abrocoma	budini			
Rodentia	Abrocomidae	Abrocoma	cinerea	0.085	0.300	ALK;GRZ16_1000
Rodentia	Abrocomidae	Abrocoma	famatina			
Rodentia	Abrocomidae	Abrocoma	shistacea			
Rodentia	Abrocomidae	Abrocoma	uspallata			
Rodentia	Abrocomidae	Abrocoma	vaccarum			
Rodentia	Abrocomidae	Abrocoma	bennettii	0.197	0.350	ALK;GRZ16_1000
Rodentia	Abrocomidae	Cuscomys	ashaninka	0.910		EM2



## cont. Appendix 7a

Order	Family	Genus	Species	kg min	kg max	Source
Rodentia	Abrocomidae	Cuscomys	oblativa			
Rodentia	Myocastoridae	Myocastor	coypus	2	12	BUR
Rodentia	Capromyidae	Capromys	pilorides	2.630	8.5	SAV;WLK
Rodentia	Capromyidae	Capromys	gundlachianus			
Rodentia	Capromyidae	Geocapromys	brownii	1	2.456	GRZ16_1002;SAV
Rodentia	Capromyidae	Geocapromys	ingrahami	0.660	1.09	CRC;PAN
Rodentia	Capromyidae	Geocapromys	thoracatus	0.850	1.514	MSA;SLA
Rodentia	Capromyidae	Mesocapromys	nanus			
Rodentia	Capromyidae	Mesocapromys	sanfelipensis			
Rodentia	Capromyidae	Mesocapromys	melanurus			
Rodentia	Capromyidae	Mesocapromys	auritus			
Rodentia	Capromyidae	Mesocapromys	angelcabrerai			
Rodentia	Capromyidae	Mysateles	meridionalis			
Rodentia	Capromyidae	Mysateles	prehensilis	1.4	1.9	GRZ16_1002
Rodentia	Capromyidae	Mysateles	garridoi			
Rodentia	Capromyidae	Hexolobodon	phenax			
Rodentia	Capromyidae	Isolobodon	montanus			
Rodentia	Capromyidae	Isolobodon	portoricensis	1.5		EDG
Rodentia	Capromyidae	Plagiodontia	araeum			
Rodentia	Capromyidae	Plagiodontia	ipnaeum	1.267		GRZ16_1002
Rodentia	Capromyidae	Plagiodontia	aedium	1	1.5	GRZ16_1002
Rodentia	Capromyidae	Rhizoplagiodontia	lemkei			
Rodentia	Heptaxodontidae	Clidomys	osborni			
Rodentia	Heptaxodontidae	Amblyrhiza	inundata			extinct
Rodentia	Heptaxodontidae	Elasmodontomys	obliquus	13.7	13.804	PAN;SLA
Rodentia	Heptaxodontidae	Quemisia	gravis			
Lagomorpha	Ochotonidae	Ochotona	cansus	0.056	0.080	YAZ;GRZ16_1006
Lagomorpha	Ochotonidae	Ochotona	nubrica	0.100	0.200	GRZ16_1006
Lagomorpha	Ochotonidae	Ochotona	pusilla	0.142	0.263	MOM;AGE
Lagomorpha	Ochotonidae	Ochotona	rufescens	0.190	0.250	CRC;MOM
Lagomorpha	Ochotonidae	Ochotona	dauurica	0.109	0.131	QIL;PAN
Lagomorpha	Ochotonidae	Ochotona	thibetana	0.083	0.200	QIL;GRZ16_1006
Lagomorpha	Ochotonidae	Ochotona	thomasi			
Lagomorpha	Ochotonidae	Ochotona	huangensis	0.105		PAN
Lagomorpha	Ochotonidae	Ochotona	curzoniae	0.100	0.200	ADW
Lagomorpha	Ochotonidae	Ochotona	turuchanensis			
Lagomorpha	Ochotonidae	Ochotona	princeps	0.100	0.261	ADW;CRC
Lagomorpha	Ochotonidae	Ochotona	pallasi	0.180	0.200	ADW
Lagomorpha	Ochotonidae	Ochotona	hyperborea	0.120	0.200	CRC;ALR
Lagomorpha	Ochotonidae	Ochotona	alpina	0.100	0.200	GRZ16_1006
Lagomorpha	Ochotonidae	Ochotona	argentata			
Lagomorpha	Ochotonidae	Ochotona	hoffmanni			
Lagomorpha	Ochotonidae	Ochotona	collaris	0.100	0.200	GRZ16_1006
Lagomorpha	Ochotonidae	Ochotona	roylei	0.115	0.260	MRG;MOM
Lagomorpha	Ochotonidae	Ochotona	erythrotis	0.100	0.200	GRZ16_1006
Lagomorpha	Ochotonidae	Ochotona	forresti			
Lagomorpha	Ochotonidae	Ochotona	gaoligongensis	0.100	0.200	GRZ16_1006
Lagomorpha	Ochotonidae	Ochotona	ladacensis	0.100	0.200	GRZ16_1006
Lagomorpha	Ochotonidae	Ochotona	rutila	0.100	0.400	ADW
Lagomorpha	Ochotonidae	Ochotona	koslowi			
Lagomorpha	Ochotonidae	Ochotona	gloveri			

## cont. Appendix 7a

Order	Family	Genus	Species	kg min	kg max	Source
Lagomorpha	Ochotonidae	Ochotona	macrotis	0.160	0.260	ABN;MOM
Lagomorpha	Ochotonidae	Ochotona	muliensis			
Lagomorpha	Ochotonidae	Ochotona	nigritia			
Lagomorpha	Ochotonidae	Ochotona	himalayana	0.100	0.200	GRZ16_1006
Lagomorpha	Ochotonidae	Ochotona	iliensis	0.100	0.200	GRZ16_1006
Lagomorpha	Prolagidae	Prolagus	sardus			
Lagomorpha	Leporidae	Brachylagus	idahoensis	0.200	0.500	EFH
Lagomorpha	Leporidae	Bunolagus	monticularis	1	1.9	WLK;ANI
Lagomorpha	Leporidae	Caprolagus	hispidus	2.5		WLK
Lagomorpha	Leporidae	Lepus	arcticus	1.9	6.8	CRI;NAM
Lagomorpha	Leporidae	Lepus	othus	3.9	7.2	MSA
Lagomorpha	Leporidae	Lepus	timidus	1	5.8	ADW;BRI
Lagomorpha	Leporidae	Lepus	alleni	0.640	5.9	AND;NAM
Lagomorpha	Leporidae	Lepus	americanus	0.9	7	NAM;BRA
Lagomorpha	Leporidae	Lepus	tolai	1.585	4.0	SLA;ATA
Lagomorpha	Leporidae	Lepus	tibetanus			
Lagomorpha	Leporidae	Lepus	insularis	2.3	2.898	DON;LOM
Lagomorpha	Leporidae	Lepus	starcki	2.75	2.77	MOM;PAN
Lagomorpha	Leporidae	Lepus	castroviejoi	2.822	2.9	PAN
Lagomorpha	Leporidae	Lepus	comus	1.46	2.02	CRC;PAN
Lagomorpha	Leporidae	Lepus	coreanus			
Lagomorpha	Leporidae	Lepus	europaeus	1.954	8	BDD;WIKD
Lagomorpha	Leporidae	Lepus	mandshuricus	1.84		PAN
Lagomorpha	Leporidae	Lepus	microtis	1	2.5	TAN
Lagomorpha	Leporidae	Lepus	fagani			
Lagomorpha	Leporidae	Lepus	peguensis	1.85	2.36	CRC
Lagomorpha	Leporidae	Lepus	hainanus	1.52		PAN
Lagomorpha	Leporidae	Lepus	nigricollis	1.35	7	ADW
Lagomorpha	Leporidae	Lepus	sinensis	1.51	1.61	CRC;PAN
Lagomorpha	Leporidae	Lepus	habessinicus	2.016		PAN
Lagomorpha	Leporidae	Lepus	brachyurus	2.53		PAN
Lagomorpha	Leporidae	Lepus	saxatilis	1.36	4.5	CRC;SAS
Lagomorpha	Leporidae	Lepus	townsendii	1.5	4.5	SDZ_NPR;MSA
Lagomorpha	Leporidae	Lepus	callotis	1.5	3.2	NAM
Lagomorpha	Leporidae	Lepus	microtis	1.749	2.198	SDZ_DDF;SDZ_AFR
Lagomorpha	Leporidae	Lepus	californicus	1.300	4.170	ADW;AGE
Lagomorpha	Leporidae	Lepus	oiostolus	2.469	2.48	PAN
Lagomorpha	Leporidae	Lepus	flavigularis	2.75	3	PED;MOM
Lagomorpha	Leporidae	Lepus	capensis	1.2	6.5	CRC;BRI
Lagomorpha	Leporidae	Lepus	granatensis	1.5	2.6	BAZ
Lagomorpha	Leporidae	Lepus	corsicanus	3.108		LOM
Lagomorpha	Leporidae	Lepus	yarkandensis	1.46	1.47	PAN
Lagomorpha	Leporidae	Sylvilagus	insonus	3	5	MOM;B&B
Lagomorpha	Leporidae	Sylvilagus	obscurus	0.700	1.2	WHI
Lagomorpha	Leporidae	Sylvilagus	cognatus			
Lagomorpha	Leporidae	Sylvilagus	transitionalis	0.661	1.347	SLA;NAM
Lagomorpha	Leporidae	Sylvilagus	nuttallii	0.628	1.300	MSA;EFH
Lagomorpha	Leporidae	Sylvilagus	graysoni	0.240	2.7	ADW
Lagomorpha	Leporidae	Sylvilagus	floridanus	0.600	2	CRC;TEX
Lagomorpha	Leporidae	Sylvilagus	cunicularius	2.25	3.0	SDZ_DDF;MOM
Lagomorpha	Leporidae	Sylvilagus	robustus			

## cont. Appendix 7a

Order	Family	Genus	Species	kg min	kg max	Source
Lagomorpha	Leporidae	Sylvilagus	audubonii	0.500	1.4	TEX
Lagomorpha	Leporidae	Sylvilagus	varynaensis			
Lagomorpha	Leporidae	Sylvilagus	brasiliensis	0.439	1.572	BDD;LOM
Lagomorpha	Leporidae	Sylvilagus	aquaticus	1	3	GRZ16_1007;TEX
Lagomorpha	Leporidae	Sylvilagus	palustris	1	2	ADW
Lagomorpha	Leporidae	Sylvilagus	bachmani	0.480	0.920	ADW
Lagomorpha	Leporidae	Sylvilagus	dicei			
Lagomorpha	Leporidae	Sylvilagus	mansuetus	0.665		LOM
Lagomorpha	Leporidae	Nesolagus	timminsi			
Lagomorpha	Leporidae	Nesolagus	netscheri	1.5	1.52	ARK;PAN
Lagomorpha	Leporidae	Oryctolagus	cuniculus	0.622	3	BDD;GRZ16_1007
Lagomorpha	Leporidae	Pentalagus	furnessi	2	3	ADW
Lagomorpha	Leporidae	Poelagus	marjorita	2	3	WLK
Lagomorpha	Leporidae	Pronolagus	crassicaudatus	1.5	3.05	CRC;SAS
Lagomorpha	Leporidae	Pronolagus	randensis	1.8	3	STU
Lagomorpha	Leporidae	Pronolagus	rupestris	1	2.5	CRC;TAN
Lagomorpha	Leporidae	Romerolagus	diazi	0.386	0.603	MSA
Erinaceomorpha	Erinaceidae	Atelerix	albiventris	0.207	0.700	CRC;KIN
Erinaceomorpha	Erinaceidae	Atelerix	algius	0.412	1.259	ALG;SLA
Erinaceomorpha	Erinaceidae	Atelerix	frontalis	0.150	0.861	ADW;SDZ_AFV
Erinaceomorpha	Erinaceidae	Atelerix	sclateri			
Erinaceomorpha	Erinaceidae	Erinaceus	amurensis			
Erinaceomorpha	Erinaceidae	Erinaceus	roumanicus	0.713		LOM
Erinaceomorpha	Erinaceidae	Erinaceus	concolor	0.400	1.0	CRC
Erinaceomorpha	Erinaceidae	Erinaceus	europaeus	0.372	2	BDD;TMS
Erinaceomorpha	Erinaceidae	Hemiechinus	auritus	0.110	0.695	HEM;TDS
Erinaceomorpha	Erinaceidae	Hemiechinus	collaris	0.141		CRC
Erinaceomorpha	Erinaceidae	Mesechinus	dauuricus	0.240	0.500	GRZ13_814
Erinaceomorpha	Erinaceidae	Mesechinus	hughi			
Erinaceomorpha	Erinaceidae	Paraechinus	aethiopicus	0.151	0.700	CRC;ADW
Erinaceomorpha	Erinaceidae	Paraechinus	hypomelas	0.213	0.371	CRC
Erinaceomorpha	Erinaceidae	Paraechinus	micropus	0.171	0.600	CRC;GRZ13_814
Erinaceomorpha	Erinaceidae	Paraechinus	nudiventris			
Erinaceomorpha	Erinaceidae	Echinosorex	gymnura	0.445	2.0	CRC;WLK
Erinaceomorpha	Erinaceidae	Hylomys	suillus	0.015	0.080	WLK
Erinaceomorpha	Erinaceidae	Hylomys	megalotis			
Erinaceomorpha	Erinaceidae	Hylomys	parvus	0.069		OKB
Erinaceomorpha	Erinaceidae	Neohylomys	hainanensis	0.050	0.070	WLK;EDG
Erinaceomorpha	Erinaceidae	Neotetracus	sinensis			
Erinaceomorpha	Erinaceidae	Podogymnura	truei	0.043	0.114	HKT;CRC
Erinaceomorpha	Erinaceidae	Podogymnura	aureospinula	0.247		CRC
Soricomorpha	Nesophontidae	Nesophontes	zamicrus			
Soricomorpha	Nesophontidae	Nesophontes	superstes			
Soricomorpha	Nesophontidae	Nesophontes	paramicrus			
Soricomorpha	Nesophontidae	Nesophontes	submicrus			
Soricomorpha	Nesophontidae	Nesophontes	hypomicrus			
Soricomorpha	Nesophontidae	Nesophontes	major			
Soricomorpha	Nesophontidae	Nesophontes	longirostris			
Soricomorpha	Nesophontidae	Nesophontes	edithae			
Soricomorpha	Nesophontidae	Nesophontes	micrus			
Soricomorpha	Solenodontidae	Solenodon	paradoxus	0.600	1.1	ADW;ALR

## cont. Appendix 7a

Order	Family	Genus	Species	kg min	kg max	Source
Soricomorpha	Solenodontidae	Solenodon	marcanoi			
Soricomorpha	Solenodontidae	Solenodon	cubanus	0.646	1.0	SLA;ADW
Soricomorpha	Solenodontidae	Solenodon	arredondoii			
Soricomorpha	Soricidae	Crocidura	phaeura			
Soricomorpha	Soricidae	Crocidura	orii	0.014		CRC
Soricomorpha	Soricidae	Crocidura	nigricans	0.016	0.020	SDZ_WS;MOM
Soricomorpha	Soricidae	Crocidura	nigrofusca	0.011	0.040	TAN
Soricomorpha	Soricidae	Crocidura	nimbae	0.016		SDZ_TWF
Soricomorpha	Soricidae	Crocidura	niobe	0.012	0.016	CRC;MOM
Soricomorpha	Soricidae	Crocidura	obscurior	0.016		SDZ_AFR
Soricomorpha	Soricidae	Crocidura	olivieri	0.014	0.100	SDZ_AFR;CRC
Soricomorpha	Soricidae	Crocidura	orientalis	0.0095	0.016	WIK;CRC
Soricomorpha	Soricidae	Crocidura	nigripes	0.013		CRC
Soricomorpha	Soricidae	Crocidura	palawanensis			
Soricomorpha	Soricidae	Crocidura	paradoxura	0.008		CRC
Soricomorpha	Soricidae	Crocidura	parvipes			
Soricomorpha	Soricidae	Crocidura	nigeriae	0.008	0.030	WIK;HAP
Soricomorpha	Soricidae	Crocidura	pergrisea	0.010		CRC
Soricomorpha	Soricidae	Crocidura	nana	0.0023	0.011	TAN
Soricomorpha	Soricidae	Crocidura	picea			
Soricomorpha	Soricidae	Crocidura	pitmani			
Soricomorpha	Soricidae	Crocidura	planiceps	0.002	0.03	HAP
Soricomorpha	Soricidae	Crocidura	poensis	0.006	0.019	CRC;SDZ_AFR
Soricomorpha	Soricidae	Crocidura	pasha	0.006	0.021	MOM;SDZ_AFR
Soricomorpha	Soricidae	Crocidura	miya	0.010		CRC
Soricomorpha	Soricidae	Crocidura	macarthuri			
Soricomorpha	Soricidae	Crocidura	zimmermanni			
Soricomorpha	Soricidae	Crocidura	macmillani			
Soricomorpha	Soricidae	Crocidura	macowi			
Soricomorpha	Soricidae	Crocidura	malayana	0.0101	0.0145	WIK
Soricomorpha	Soricidae	Crocidura	manengubae	0.013	0.015	WIK
Soricomorpha	Soricidae	Crocidura	maquassiensis	0.006		MOM
Soricomorpha	Soricidae	Crocidura	mariquensis	0.004	0.020	CRC
Soricomorpha	Soricidae	Crocidura	maurisca	0.012	0.016	KIN
Soricomorpha	Soricidae	Crocidura	negligens	0.0095	0.012	WIK
Soricomorpha	Soricidae	Crocidura	mindorus	0.0135	0.018	ESS;CRC
Soricomorpha	Soricidae	Crocidura	nicobarica	0.029		CRC
Soricomorpha	Soricidae	Crocidura	monax	0.011	0.021	TAN
Soricomorpha	Soricidae	Crocidura	monticola	0.007		CRC
Soricomorpha	Soricidae	Crocidura	montis	0.014	0.015	MOM;PAN
Soricomorpha	Soricidae	Crocidura	muricauda			
Soricomorpha	Soricidae	Crocidura	musseri	0.0055	0.010	WIK
Soricomorpha	Soricidae	Crocidura	mutesae	0.016	0.024	CON;PAN
Soricomorpha	Soricidae	Crocidura	religiosa	0.003	0.011	KIN
Soricomorpha	Soricidae	Crocidura	nanilla	0.0025	0.007	CON;PAN
Soricomorpha	Soricidae	Crocidura	polia			
Soricomorpha	Soricidae	Crocidura	negrina	0.011	0.013	PAN;ESS
Soricomorpha	Soricidae	Crocidura	maxi	0.008		CRC
Soricomorpha	Soricidae	Crocidura	vosmaeri	0.011		OKB
Soricomorpha	Soricidae	Crocidura	rapax	0.006		TAD
Soricomorpha	Soricidae	Crocidura	theresae	0.013	0.018	SDZ_TWF;MOM

## cont. Appendix 7a

Order	Family	Genus	Species	kg min	kg max	Source
Soricomorpha	Soricidae	Crocidura	thomensis			
Soricomorpha	Soricidae	Crocidura	trichura	0.0045	0.006	TRI
Soricomorpha	Soricidae	Crocidura	turba	0.014	0.020	MOM;SDZ_AFR
Soricomorpha	Soricidae	Crocidura	ultima	0.016		MOM
Soricomorpha	Soricidae	Crocidura	usambarae	0.010	0.021	MOM;TAN
Soricomorpha	Soricidae	Crocidura	viaria	0.0147	0.018	SAV;HAP
Soricomorpha	Soricidae	Crocidura	virgata			
Soricomorpha	Soricidae	Crocidura	tenuis	0.009		CRC
Soricomorpha	Soricidae	Crocidura	vorax			
Soricomorpha	Soricidae	Crocidura	telfordi	0.011	0.040	TAN
Soricomorpha	Soricidae	Crocidura	watasei			
Soricomorpha	Soricidae	Crocidura	whitakeri	0.005	0.006	PAN;MOM
Soricomorpha	Soricidae	Crocidura	wimmeri	0.008	0.024	SDZ_AFR;MOM
Soricomorpha	Soricidae	Crocidura	wuchihensis	0.0035	0.005	TAY
Soricomorpha	Soricidae	Crocidura	xantippe	0.010	0.020	TAN
Soricomorpha	Soricidae	Crocidura	yankariensis	0.0044	0.005	CON;MOM
Soricomorpha	Soricidae	Crocidura	zaphiri			
Soricomorpha	Soricidae	Crocidura	zarudnyi	0.005		CRC
Soricomorpha	Soricidae	Crocidura	lucina			
Soricomorpha	Soricidae	Crocidura	voi			
Soricomorpha	Soricidae	Crocidura	silacea	0.005	0.009	CRC
Soricomorpha	Soricidae	Crocidura	raineyi	0.014	0.015	MOM;PAN
Soricomorpha	Soricidae	Crocidura	ramona			
Soricomorpha	Soricidae	Crocidura	zimmeri	0.014	0.015	MOM;PAN
Soricomorpha	Soricidae	Crocidura	rhoditis	0.0116	0.014	WIK;CRC
Soricomorpha	Soricidae	Crocidura	roosevelti	0.0076	0.040	CON;TAN
Soricomorpha	Soricidae	Crocidura	russula	0.0045	0.016	ITS;SHR
Soricomorpha	Soricidae	Crocidura	selina			
Soricomorpha	Soricidae	Crocidura	serezkyensis			
Soricomorpha	Soricidae	Crocidura	shantungensis			
Soricomorpha	Soricidae	Crocidura	thalia			
Soricomorpha	Soricidae	Crocidura	sicula	0.0045	0.0095	CRO
Soricomorpha	Soricidae	Crocidura	pullata			
Soricomorpha	Soricidae	Crocidura	smithii			
Soricomorpha	Soricidae	Crocidura	somalica	0.012		MOM
Soricomorpha	Soricidae	Crocidura	stenocephala			
Soricomorpha	Soricidae	Crocidura	suaveolens	0.003	0.013	WLK
Soricomorpha	Soricidae	Crocidura	susiana			
Soricomorpha	Soricidae	Crocidura	tanakae			
Soricomorpha	Soricidae	Crocidura	tansaniana	0.011	0.040	TAN
Soricomorpha	Soricidae	Crocidura	tarella			
Soricomorpha	Soricidae	Crocidura	tarfayensis	0.006	0.007	MOM;CRC
Soricomorpha	Soricidae	Crocidura	sibirica			
Soricomorpha	Soricidae	Crocidura	eisentrauti			
Soricomorpha	Soricidae	Crocidura	floweri			
Soricomorpha	Soricidae	Crocidura	crossei	0.005	0.0102	HAP;SAV
Soricomorpha	Soricidae	Crocidura	cyanea	0.005	0.011	SAS
Soricomorpha	Soricidae	Crocidura	denti	0.007	0.0105	MOM;CON
Soricomorpha	Soricidae	Crocidura	desperata	0.011	0.040	TAN
Soricomorpha	Soricidae	Crocidura	dhofarensis			
Soricomorpha	Soricidae	Crocidura	dolichura	0.005	0.007	HAP;GAB

## cont. Appendix 7a

Order	Family	Genus	Species	kg min	kg max	Source
Soricomorpha	Soricidae	Crocidura	congobelgica			
Soricomorpha	Soricidae	Crocidura	dsinezumi	0.009	0.012	CRC
Soricomorpha	Soricidae	Crocidura	cinderella			
Soricomorpha	Soricidae	Crocidura	elgonius	0.003	0.010	KIN
Soricomorpha	Soricidae	Crocidura	allex	0.003	0.011	TAN
Soricomorpha	Soricidae	Crocidura	aleksandrisi			
Soricomorpha	Soricidae	Crocidura	luna	0.007	0.017	SDZ_WS;MLH
Soricomorpha	Soricidae	Crocidura	lusitania	0.002	0.003	MOM;CRC
Soricomorpha	Soricidae	Crocidura	elongata	0.0097	0.018	WIK;CRC
Soricomorpha	Soricidae	Crocidura	andamanensis	0.029		CRC
Soricomorpha	Soricidae	Crocidura	fischeri	0.011	0.040	TAN
Soricomorpha	Soricidae	Crocidura	douceti	0.004	0.008	HAP;SDZ_AFR
Soricomorpha	Soricidae	Crocidura	beatus	0.006	0.013	HEC
Soricomorpha	Soricidae	Crocidura	ansellorum	0.0042	0.005	WIK
Soricomorpha	Soricidae	Crocidura	arabica	0.006		CRC
Soricomorpha	Soricidae	Crocidura	aripa			
Soricomorpha	Soricidae	Crocidura	armenica			
Soricomorpha	Soricidae	Crocidura	attenuata	0.006	0.019	TAY;CRC
Soricomorpha	Soricidae	Crocidura	attila			
Soricomorpha	Soricidae	Crocidura	baileyi			
Soricomorpha	Soricidae	Crocidura	crenata	0.0076	0.0081	CON;GAB
Soricomorpha	Soricidae	Crocidura	batesi	0.0103	0.016	GAB;CON
Soricomorpha	Soricidae	Crocidura	flavescens	0.015	0.080	KIN;HAP
Soricomorpha	Soricidae	Crocidura	beccarii	0.011		OKB
Soricomorpha	Soricidae	Crocidura	bottegi	0.0025	0.004	HAP
Soricomorpha	Soricidae	Crocidura	bottegoides	0.0025	0.0035	WIK
Soricomorpha	Soricidae	Crocidura	brunnea	0.012		OKB
Soricomorpha	Soricidae	Crocidura	buettikoferi			
Soricomorpha	Soricidae	Crocidura	caliginea			
Soricomorpha	Soricidae	Crocidura	canariensis	0.008		MOM
Soricomorpha	Soricidae	Crocidura	caspica			
Soricomorpha	Soricidae	Crocidura	baluensis	0.011	0.017	OKB;CRC
Soricomorpha	Soricidae	Crocidura	lanosa			
Soricomorpha	Soricidae	Crocidura	hispidia	0.015		
Soricomorpha	Soricidae	Crocidura	horsfieldii	0.005	0.0063	CRC;TAD
Soricomorpha	Soricidae	Crocidura	hutanis	0.010	0.012	WIK
Soricomorpha	Soricidae	Crocidura	ichnusae			
Soricomorpha	Soricidae	Crocidura	indochinensis			
Soricomorpha	Soricidae	Crocidura	jacksoni	0.007	0.013	MOM;CRC
Soricomorpha	Soricidae	Crocidura	jenkinsi	0.025		CRC
Soricomorpha	Soricidae	Crocidura	jouvenetae	0.005	0.010	SDZ_AFR;SIE
Soricomorpha	Soricidae	Crocidura	katinka			
Soricomorpha	Soricidae	Crocidura	erica			
Soricomorpha	Soricidae	Crocidura	lamottei	0.010	0.023	SDZ_AFR;HAP
Soricomorpha	Soricidae	Crocidura	hildegardeae	0.0054	0.0115	KIN;LOV
Soricomorpha	Soricidae	Crocidura	lasiura	0.014	0.025	WIK
Soricomorpha	Soricidae	Crocidura	latona			
Soricomorpha	Soricidae	Crocidura	lea	0.0046	0.007	WIK;CRC
Soricomorpha	Soricidae	Crocidura	lepidura	0.012	0.0215	OKB;WIK
Soricomorpha	Soricidae	Crocidura	leucodon	0.004	0.015	GLW;WIK
Soricomorpha	Soricidae	Crocidura	levicula	0.002	0.004	WIK;CRC

## cont. Appendix 7a

Order	Family	Genus	Species	kg min	kg max	Source
Soricomorpha	Soricidae	Crocidura	littoralis	0.011	0.021	KIN;CON
Soricomorpha	Soricidae	Crocidura	longipes	0.012	0.024	WLK
Soricomorpha	Soricidae	Crocidura	ludia	0.005	0.007	PAN;CON
Soricomorpha	Soricidae	Crocidura	kivuana			
Soricomorpha	Soricidae	Crocidura	gmellini			
Soricomorpha	Soricidae	Crocidura	foxi	0.014	0.021	WLK;MOM
Soricomorpha	Soricidae	Crocidura	fuliginosa	0.010	0.018	WLK
Soricomorpha	Soricidae	Crocidura	fulvastra	0.006	0.018	SDZ_WS;HAP
Soricomorpha	Soricidae	Crocidura	fumosa	0.014	0.015	MOM;PAN
Soricomorpha	Soricidae	Crocidura	fuscomurina	0.002	0.010	SAS;TAN
Soricomorpha	Soricidae	Crocidura	hirta	0.008	0.024	SAS
Soricomorpha	Soricidae	Crocidura	glassi			
Soricomorpha	Soricidae	Crocidura	hilliana			
Soricomorpha	Soricidae	Crocidura	goliath	0.0443	0.088	NIC;PAN
Soricomorpha	Soricidae	Crocidura	gracilipes	0.007	0.011	MOM;CRC
Soricomorpha	Soricidae	Crocidura	grandiceps	0.019	0.027	HAP
Soricomorpha	Soricidae	Crocidura	grandis			
Soricomorpha	Soricidae	Crocidura	grassei	0.011	0.014	CON;SDZ_TWF
Soricomorpha	Soricidae	Crocidura	grayi	0.010	0.011	MOM;PAN
Soricomorpha	Soricidae	Crocidura	greenwoodi			
Soricomorpha	Soricidae	Crocidura	harena	0.007	0.0115	WIK
Soricomorpha	Soricidae	Crocidura	foetida	0.0065	0.014	BIN
Soricomorpha	Soricidae	Solisorex	pearsoni			
Soricomorpha	Soricidae	Suncus	lixus	0.0035	0.0095	TAN
Soricomorpha	Soricidae	Suncus	hosei	0.002		OKB
Soricomorpha	Soricidae	Suncus	fellowesgordoni			
Soricomorpha	Soricidae	Suncus	varilla	0.004	0.007	MLH;CRC
Soricomorpha	Soricidae	Suncus	malayanus	0.005		MOM
Soricomorpha	Soricidae	Suncus	megalura	0.004	0.012	HAP;GRZ13_820
Soricomorpha	Soricidae	Suncus	mertensi	0.008		CRC
Soricomorpha	Soricidae	Suncus	montanus	0.018		CRC
Soricomorpha	Soricidae	Suncus	murinus	0.020	0.049	WLK;HKT
Soricomorpha	Soricidae	Suncus	etruscus	0.0015	0.007	CRC
Soricomorpha	Soricidae	Suncus	stoliczkanus	0.009		CRC
Soricomorpha	Soricidae	Suncus	infinitesimus	0.0025	0.0044	CON;CRC
Soricomorpha	Soricidae	Suncus	zeylanicus	0.03		CRC
Soricomorpha	Soricidae	Suncus	remyi	0.0018	0.009	GAB;SDZ_AFR
Soricomorpha	Soricidae	Suncus	aequatorius	0.0035	0.0095	TAN
Soricomorpha	Soricidae	Suncus	dayi	0.0025	0.009	ITS;CRC
Soricomorpha	Soricidae	Suncus	ater	0.011		CRC
Soricomorpha	Soricidae	Suncus	madagascariensis	0.0018	0.004	GOO;MOM
Soricomorpha	Soricidae	Diplomesodon	pulchellum	0.007	0.013	WLK
Soricomorpha	Soricidae	Feroculus	feroculus	0.035	0.037	GRZ13_820
Soricomorpha	Soricidae	Paracrocidura	graueri			
Soricomorpha	Soricidae	Paracrocidura	maxima			
Soricomorpha	Soricidae	Paracrocidura	schoutedeni	0.0074	0.020	CON;GRZ13_820
Soricomorpha	Soricidae	Ruwenzorisorex	suncoides	0.018		MOM
Soricomorpha	Soricidae	Scutisorex	somereni	0.030	0.115	WLK;ADW
Soricomorpha	Soricidae	Sylvisorex	konganensis	0.0049	0.005	CON;PAN
Soricomorpha	Soricidae	Sylvisorex	isabellae	0.008		HRS
Soricomorpha	Soricidae	Sylvisorex	pluvialis	0.005		CON

## cont. Appendix 7a

Order	Family	Genus	Species	kg min	kg max	Source
Soricomorpha	Soricidae	Sylvisorex	oriundus			
Soricomorpha	Soricidae	Sylvisorex	ollula	0.013	0.020	SDZ_AFR;QUE
Soricomorpha	Soricidae	Sylvisorex	lunaris	0.012	0.019	TAN;CRC
Soricomorpha	Soricidae	Sylvisorex	johnstoni	0.002	0.012	QUE;TAN
Soricomorpha	Soricidae	Sylvisorex	vulcanorum	0.003	0.004	PAN;MOM
Soricomorpha	Soricidae	Sylvisorex	granti	0.003	0.005	TAN
Soricomorpha	Soricidae	Sylvisorex	camerunensis	0.005		HRS
Soricomorpha	Soricidae	Sylvisorex	howelli	0.003	0.012	TAN
Soricomorpha	Soricidae	Sylvisorex	morio	0.008		HRS
Soricomorpha	Soricidae	Sorex	caecutiens	0.003	0.0135	JAP
Soricomorpha	Soricidae	Sorex	raddei			
Soricomorpha	Soricidae	Sorex	alpinus	0.0055	0.0115	GRZ13_819
Soricomorpha	Soricidae	Sorex	minutus	0.0017	0.008	BAS;CRC
Soricomorpha	Soricidae	Sorex	maritimensis			
Soricomorpha	Soricidae	Sorex	kozlovi			
Soricomorpha	Soricidae	Sorex	isodon	0.0065	0.0175	WIK;GUC
Soricomorpha	Soricidae	Sorex	hosonoi	0.0026	0.0056	JAP
Soricomorpha	Soricidae	Sorex	granarius	0.0045	0.008	MSA
Soricomorpha	Soricidae	Sorex	gracillimus	0.0015	0.0053	JAP
Soricomorpha	Soricidae	Sorex	daphaenodon	0.0046	0.008	CRC;PAN
Soricomorpha	Soricidae	Sorex	cylindricauda	0.011		CRC
Soricomorpha	Soricidae	Sorex	cansulus			
Soricomorpha	Soricidae	Sorex	buchariensis			
Soricomorpha	Soricidae	Sorex	bedfordiae	0.007		CRC
Soricomorpha	Soricidae	Sorex	antinorii			
Soricomorpha	Soricidae	Sorex	araneus	0.005	0.014	ADW
Soricomorpha	Soricidae	Sorex	arcticus	0.005	0.0135	CRC;MSA
Soricomorpha	Soricidae	Sorex	arizonae	0.002	0.007	CRC;B&N
Soricomorpha	Soricidae	Sorex	arunchi			
Soricomorpha	Soricidae	Sorex	asper			
Soricomorpha	Soricidae	Sorex	averini			
Soricomorpha	Soricidae	Sorex	roboratus	0.013		PAN
Soricomorpha	Soricidae	Sorex	coronatus	0.005	0.012	CRC
Soricomorpha	Soricidae	Sorex	satunini			
Soricomorpha	Soricidae	Sorex	sinalis			
Soricomorpha	Soricidae	Sorex	tundrensis	0.003	0.011	GRZ13_819;WIKE
Soricomorpha	Soricidae	Sorex	shinto	0.003	0.010	CRC
Soricomorpha	Soricidae	Sorex	unguiculatus	0.006	0.0193	JAP
Soricomorpha	Soricidae	Sorex	volnuchini	0.017		KAZ
Soricomorpha	Soricidae	Sorex	yukonicus	0.0015	0.007	WIK
Soricomorpha	Soricidae	Sorex	samniticus	0.0065	0.010	WIKNL
Soricomorpha	Soricidae	Sorex	excelsus			
Soricomorpha	Soricidae	Sorex	lyelli	0.005		MOM
Soricomorpha	Soricidae	Sorex	jacksoni	0.006	0.008	PAN;LOM
Soricomorpha	Soricidae	Sorex	hoyi	0.0013	0.0073	WHI;NAM
Soricomorpha	Soricidae	Sorex	tenellus	0.0034	0.007	MSA;B&N
Soricomorpha	Soricidae	Sorex	haydeni	0.003	0.005	KAN
Soricomorpha	Soricidae	Sorex	dispar	0.003	0.008	MSA
Soricomorpha	Soricidae	Sorex	macrodon	0.007	0.009	MOM;PAN
Soricomorpha	Soricidae	Sorex	leucogaster			
Soricomorpha	Soricidae	Sorex	cinereus	0.002	0.013	CRC;LOM



## cont. Appendix 7a

Order	Family	Genus	Species	kg min	kg max	Source
Soricomorpha	Soricidae	Sorex	longirostris	0.002	0.0058	MSA
Soricomorpha	Soricidae	Sorex	vagrans	0.003	0.009	GUC
Soricomorpha	Soricidae	Sorex	camtschatica			
Soricomorpha	Soricidae	Sorex	bendirii	0.012	0.017	BUR
Soricomorpha	Soricidae	Sorex	veraepacis	0.006	0.009	CRC
Soricomorpha	Soricidae	Sorex	bairdi	0.008		PAN
Soricomorpha	Soricidae	Sorex	gaspensis	0.002	0.005	CRC;B&N
Soricomorpha	Soricidae	Sorex	fumeus	0.006	0.011	ADW
Soricomorpha	Soricidae	Sorex	alaskanus	0.014		MOM
Soricomorpha	Soricidae	Sorex	ugyunak			
Soricomorpha	Soricidae	Sorex	palustris	0.008	0.023	ADW;GUC
Soricomorpha	Soricidae	Sorex	pribilofensis	0.004	0.010	LOM
Soricomorpha	Soricidae	Sorex	preblei	0.003	0.007	BUR
Soricomorpha	Soricidae	Sorex	sonomae	0.008		MOM
Soricomorpha	Soricidae	Sorex	portenkoi			
Soricomorpha	Soricidae	Sorex	pacificus	0.0055	0.018	MSA
Soricomorpha	Soricidae	Sorex	ornatus	0.0029	0.010	MSA;SAV
Soricomorpha	Soricidae	Sorex	orizabae			
Soricomorpha	Soricidae	Sorex	oreopolus	0.007		MOM
Soricomorpha	Soricidae	Sorex	milleri	0.004	0.007	PAN;MOM
Soricomorpha	Soricidae	Sorex	nanus	0.0018	0.007	MSA;SDZ_NPR
Soricomorpha	Soricidae	Sorex	monticolus	0.004	0.009	BUR
Soricomorpha	Soricidae	Sorex	neomexicanus			
Soricomorpha	Soricidae	Sorex	mirabilis	0.011	0.0157	GRZ13_819;SHH
Soricomorpha	Soricidae	Sorex	sclateri	0.007		PAN
Soricomorpha	Soricidae	Sorex	stizodon	0.007		PAN
Soricomorpha	Soricidae	Sorex	throwbridgei	0.0038	0.008	MOM;B&N
Soricomorpha	Soricidae	Sorex	saussurei	0.004	0.006	CRC
Soricomorpha	Soricidae	Sorex	emarginatus	0.007		PAN
Soricomorpha	Soricidae	Sorex	ventralis	0.007		PAN
Soricomorpha	Soricidae	Sorex	merriami	0.004	0.007	NAM
Soricomorpha	Soricidae	Sorex	see comments"			
Soricomorpha	Soricidae	Sorex	see comments"			
Soricomorpha	Soricidae	Sorex	minutissimus	0.001	0.004	CRC;WIK
Soricomorpha	Soricidae	Sorex	planiceps			
Soricomorpha	Soricidae	Sorex	thibetanus			
Soricomorpha	Soricidae	Anourosorex	yamashinai	0.019	0.020	TAW
Soricomorpha	Soricidae	Anourosorex	assamensis			
Soricomorpha	Soricidae	Anourosorex	schmidi			
Soricomorpha	Soricidae	Anourosorex	squamipes	0.014	0.035	WLK;CRC
Soricomorpha	Soricidae	Blarinella	quadraticauda	0.012	0.013	MOM;PAN
Soricomorpha	Soricidae	Blarinella	wardi			
Soricomorpha	Soricidae	Blarinella	griselda			
Soricomorpha	Soricidae	Blarina	brevicauda	0.009	0.030	CRC;WIS
Soricomorpha	Soricidae	Blarina	hylophaga	0.013	0.022	ADW;SDZ_NPR
Soricomorpha	Soricidae	Blarina	carolinensis	0.005	0.030	CRC;ADW
Soricomorpha	Soricidae	Blarina	peninsulae			
Soricomorpha	Soricidae	Cryptotis	peregrina			
Soricomorpha	Soricidae	Cryptotis	mexicana	0.005	0.0126	PUL
Soricomorpha	Soricidae	Cryptotis	montivaga	0.009	0.014	MNT
Soricomorpha	Soricidae	Cryptotis	nelsoni			

## cont. Appendix 7a

Order	Family	Genus	Species	kg min	kg max	Source
Soricomorpha	Soricidae	Cryptotis	nigrescens	0.003	0.010	WOOmin;UBI 0.008
Soricomorpha	Soricidae	Cryptotis	obscura	0.0055	0.009	PUL
Soricomorpha	Soricidae	Cryptotis	merriami	0.004	0.010	BUR;HOM
Soricomorpha	Soricidae	Cryptotis	parva	0.002	0.011	CRC
Soricomorpha	Soricidae	Cryptotis	medellinia			
Soricomorpha	Soricidae	Cryptotis	peruviensis	0.09		VIV
Soricomorpha	Soricidae	Cryptotis	phillipsii			
Soricomorpha	Soricidae	Cryptotis	squamipes	0.011		MOM
Soricomorpha	Soricidae	Cryptotis	tamensis			
Soricomorpha	Soricidae	Cryptotis	orophila	0.0058		
Soricomorpha	Soricidae	Cryptotis	thomasi	0.010	0.013	WOM;MOM
Soricomorpha	Soricidae	Cryptotis	mera			
Soricomorpha	Soricidae	Cryptotis	mayensis			
Soricomorpha	Soricidae	Cryptotis	magna	0.007	0.0148	MOM;PUL
Soricomorpha	Soricidae	Cryptotis	hondurensis			
Soricomorpha	Soricidae	Cryptotis	griseoventris			
Soricomorpha	Soricidae	Cryptotis	gracilis	0.005	0.010	UBI
Soricomorpha	Soricidae	Cryptotis	goodwini	0.007	0.018	MOM;CRY
Soricomorpha	Soricidae	Cryptotis	goldmani	0.007	0.010	PAN;PED
Soricomorpha	Soricidae	Cryptotis	equatoris			
Soricomorpha	Soricidae	Cryptotis	endersi			
Soricomorpha	Soricidae	Cryptotis	colombiana			
Soricomorpha	Soricidae	Cryptotis	brachyonyx			
Soricomorpha	Soricidae	Cryptotis	meridensis	0.0085	0.018	MSA
Soricomorpha	Soricidae	Cryptotis	alticola	0.008	0.0134	PUL
Soricomorpha	Soricidae	Cryptotis	tropicalis			
Soricomorpha	Soricidae	Chimarrögale	hantu	0.025	0.055	ITS;MOM
Soricomorpha	Soricidae	Chimarrögale	himalayica	0.024	0.040	BOR
Soricomorpha	Soricidae	Chimarrögale	phaeura	0.025	0.040	GRZ13_819
Soricomorpha	Soricidae	Chimarrögale	platycephalus	0.015	0.047	SDZ_ASRF;ABN
Soricomorpha	Soricidae	Chimarrögale	styani	0.026		CRC
Soricomorpha	Soricidae	Chimarrögale	sumatrana	0.030	0.032	EDG;OBK
Soricomorpha	Soricidae	Chodsigoa	parca	0.011		CRC
Soricomorpha	Soricidae	Chodsigoa	sodalis	0.042	0.056	TAW
Soricomorpha	Soricidae	Chodsigoa	smithii	0.014		CRC
Soricomorpha	Soricidae	Chodsigoa	parva			
Soricomorpha	Soricidae	Chodsigoa	lamula	0.008		CRC
Soricomorpha	Soricidae	Chodsigoa	hypsibia	0.015		CRC
Soricomorpha	Soricidae	Chodsigoa	caovansunga			
Soricomorpha	Soricidae	Chodsigoa	salenskii	0.005	0.013	LEK;CRC
Soricomorpha	Soricidae	Episoriculus	caudatus	0.0045	0.0075	ABN
Soricomorpha	Soricidae	Episoriculus	fumidus	0.004	0.007	WLK
Soricomorpha	Soricidae	Episoriculus	leucops	0.0055	0.013	ABN
Soricomorpha	Soricidae	Episoriculus	macrurus			
Soricomorpha	Soricidae	Nectogale	elegans	0.025	0.045	WLK
Soricomorpha	Soricidae	Neomys	teres			
Soricomorpha	Soricidae	Neomys	fodiens	0.008	0.023	WIK
Soricomorpha	Soricidae	Neomys	anomalus	0.0075	0.017	WIK
Soricomorpha	Soricidae	Nesiotites	hidalgo			
Soricomorpha	Soricidae	Nesiotites	similis			
Soricomorpha	Soricidae	Soriculus	nigrescens	0.012	0.026	WLK;ABN

## cont. Appendix 7a

Order	Family	Genus	Species	kg min	kg max	Source
Soricomorpha	Soricidae	Megasorex	gigas	0.0095	0.020	MSA;MOM
Soricomorpha	Soricidae	Notiosorex	cockrumi	0.0035		NAM
Soricomorpha	Soricidae	Notiosorex	evotis	0.005		PAN
Soricomorpha	Soricidae	Notiosorex	crawfordi	0.0029	0.008	ENA;ADW
Soricomorpha	Soricidae	Notiosorex	villai			
Soricomorpha	Soricidae	Congosorex	polli			
Soricomorpha	Soricidae	Congosorex	verheyeni	0.0071		CON
Soricomorpha	Soricidae	Myosorex	longicaudatus			
Soricomorpha	Soricidae	Myosorex	kihaulei	0.008	0.0125	TAN
Soricomorpha	Soricidae	Myosorex	eisentrauti			
Soricomorpha	Soricidae	Myosorex	cafer	0.009	0.017	STU;CRC
Soricomorpha	Soricidae	Myosorex	blarina			
Soricomorpha	Soricidae	Myosorex	okuensis			
Soricomorpha	Soricidae	Myosorex	babaulti			
Soricomorpha	Soricidae	Myosorex	schalleri			
Soricomorpha	Soricidae	Myosorex	sclateri			
Soricomorpha	Soricidae	Myosorex	tenuis			
Soricomorpha	Soricidae	Myosorex	varius	0.007	0.019	GRZ13_820
Soricomorpha	Soricidae	Myosorex	zinki	0.014	0.0195	TAN
Soricomorpha	Soricidae	Myosorex	geata	0.0076	0.0105	TAN
Soricomorpha	Soricidae	Myosorex	rumpii			
Soricomorpha	Soricidae	Surdisorex	norae	0.009	0.0275	SLA;WLK
Soricomorpha	Soricidae	Surdisorex	polulus	0.009	0.023	PAN;WLK
Soricomorpha	Talpidae	Condylura	cristata	0.028	0.085	SDZ_NTF;GRZ13_821
Soricomorpha	Talpidae	Parascalops	breweri	0.040	0.085	WLK
Soricomorpha	Talpidae	Scalopus	aquaticus	0.032	0.143	ADW;GRZ13_821
Soricomorpha	Talpidae	Scapanulus	oweni			
Soricomorpha	Talpidae	Scapanus	latimanus	0.039	0.140	NAM;B&N
Soricomorpha	Talpidae	Scapanus	orarius	0.056	0.091	B&N;NAM
Soricomorpha	Talpidae	Scapanus	townsendii	0.050	0.171	NAM
Soricomorpha	Talpidae	Desmana	moschata	0.100	0.520	GRZ13_821;WIK
Soricomorpha	Talpidae	Galemys	pyrenaicus	0.0355	0.080	MSA
Soricomorpha	Talpidae	Neurotrichus	gibbsii	0.007	0.015	WLK;ADW
Soricomorpha	Talpidae	Scaptonyx	fusicaudus	0.012		TAY
Soricomorpha	Talpidae	Euroscaptor	longirostris			
Soricomorpha	Talpidae	Euroscaptor	parvidens	0.065	0.120	EDG
Soricomorpha	Talpidae	Euroscaptor	micrura	0.0436	0.0715	KAW
Soricomorpha	Talpidae	Euroscaptor	grandis			
Soricomorpha	Talpidae	Euroscaptor	klossi			
Soricomorpha	Talpidae	Euroscaptor	mizura	0.024	0.035	PAN;CRC
Soricomorpha	Talpidae	Mogera	imaizumii	0.058	0.109	MOG
Soricomorpha	Talpidae	Mogera	insularis	0.042	0.073	MOG
Soricomorpha	Talpidae	Mogera	tokudae	0.082	0.164	MOG;ITS
Soricomorpha	Talpidae	Mogera	uchidai	0.043		WLK
Soricomorpha	Talpidae	Mogera	wogura	0.048	0.175	ITS
Soricomorpha	Talpidae	Parascaptor	leucura			
Soricomorpha	Talpidae	Scaptochirus	moschatus			
Soricomorpha	Talpidae	Talpa	altaica	0.085		MRG
Soricomorpha	Talpidae	Talpa	stankovici	0.068	0.071	PAN
Soricomorpha	Talpidae	Talpa	romana	0.065	0.120	EDG

## cont. Appendix 7a

Order	Family	Genus	Species	kg min	kg max	Source
Soricomorpha	Talpidae	Talpa	occidentalis	0.030	0.090	BAZ
Soricomorpha	Talpidae	Talpa	levantis			
Soricomorpha	Talpidae	Talpa	davidiana	0.065	0.120	EDG
Soricomorpha	Talpidae	Talpa	europaea	0.030	0.133	WIK;MRG
Soricomorpha	Talpidae	Talpa	caeca	0.028	0.120	CRC;WIK
Soricomorpha	Talpidae	Talpa	caucasica			
Soricomorpha	Talpidae	Dymecodon	pilirostris	0.009	0.022	CRC
Soricomorpha	Talpidae	Urotrichus	talpoides	0.010	0.045	JAP;MOM
Soricomorpha	Talpidae	Uropsilus	investigator	0.012	0.020	EDG
Soricomorpha	Talpidae	Uropsilus	soricipes	0.012	0.020	WLK
Soricomorpha	Talpidae	Uropsilus	andersoni			
Soricomorpha	Talpidae	Uropsilus	gracilis			
Pholidota	Manidae	Manis	crassicaudata	3.9	35	MOM;ADW
Pholidota	Manidae	Manis	pentadactyla	1.50	7	CVM;MSA
Pholidota	Manidae	Manis	culionensis			
Pholidota	Manidae	Manis	javanica	2	10	CRC;ECA
Pholidota	Manidae	Manis	temminckii	4.2	18	CRC;KIN
Pholidota	Manidae	Manis	gigantea	30	35	ANG
Pholidota	Manidae	Manis	tetradactyla	1.36	8.5	CRC;SDZ_AFR
Pholidota	Manidae	Manis	tricuspis	1	3	CRC;KIN
Carnivora	Felidae	Acinonyx	jubatus	21	72	WLK
Carnivora	Felidae	Caracal	caracal	4.1	23	SAS;DAM
Carnivora	Felidae	Catopuma	badia	2.3	6.9	LIC;CRC
Carnivora	Felidae	Catopuma	temminckii	4.2	16	CRC;ANI
Carnivora	Felidae	Felis	catus	1.25	10	CRC;BRI
Carnivora	Felidae	Felis	silvestris	2.05	10	CRC;BAZ
Carnivora	Felidae	Felis	nigripes	0.8	3	CAT;WIK
Carnivora	Felidae	Felis	margarita	1.3	3.5	WLK;ARK
Carnivora	Felidae	Felis	chaus	2.62	16	CRC;WLK
Carnivora	Felidae	Felis	bieti	4.5	9	LIC;WLK
Carnivora	Felidae	Felis	manul	2	5	ADW
Carnivora	Felidae	Leopardus	guigna	1	3	ADW;WIK
Carnivora	Felidae	Leopardus	tigrinus	1.4	3.5	UBL;DAM
Carnivora	Felidae	Leopardus	pardalis	7	18.2	LIC;ENA
Carnivora	Felidae	Leopardus	wiedii	2	9	TEX;MSA
Carnivora	Felidae	Leopardus	geoffroyi	2	8	WLK;LIC
Carnivora	Felidae	Leopardus	colocolo	2.692	7	MES;ADW
Carnivora	Felidae	Leopardus	braccatus	4.4		LOY
Carnivora	Felidae	Leopardus	pajeros	4.4		LOY
Carnivora	Felidae	Leopardus	jacobitus	3.981	9.17	MES;CRC
Carnivora	Felidae	Leptailurus	serval	6	19	ANG;DAM
Carnivora	Felidae	Lynx	pardinus	5	26.8	GRZ14_888;ADW
Carnivora	Felidae	Lynx	rufus	3.4	26	CRC;EGI
Carnivora	Felidae	Lynx	lynx	5.1	38	ENA;WLK
Carnivora	Felidae	Lynx	canadensis	4.5	19.9	ADW;WHI DAM=32
Carnivora	Felidae	Pardofelis	marmorata	2	6	LEK;LIC
Carnivora	Felidae	Prionailurus	bengalensis	1.368	8	MEI;ADW
Carnivora	Felidae	Prionailurus	iriomotensis	3.2	7	WLK;LIC
Carnivora	Felidae	Prionailurus	planiceps	0.851	6.761	CRC;SLA
Carnivora	Felidae	Prionailurus	rubiginosus	0.800	2.77	ARK;F&F
Carnivora	Felidae	Prionailurus	viverrinus	4	14	WIK;WLK

## cont. Appendix 7a

Order	Family	Genus	Species	kg min	kg max	Source
Carnivora	Felidae	Profelis	aurata	5.3	22.5	KIN;SDZ_AFR
Carnivora	Felidae	Puma	yagouaroundi	2	10	CAT;EGI
Carnivora	Felidae	Puma	concolor	23.6	227	CRC;TEX
Carnivora	Felidae	Neofelis	nebulosa	9.45	65	CRC;DAM
Carnivora	Felidae	Panthera	leo	80	272	WAZ;ADW
Carnivora	Felidae	Panthera	tigris	65	340.5	WLK;TOU
Carnivora	Felidae	Panthera	onca	25	160	WIKNL
Carnivora	Felidae	Panthera	pardus	15.5	90	CRC;WLK
Carnivora	Felidae	Uncia	uncia	22	75	CRC;MSA
Carnivora	Viverridae	Prionodon	linsang	0.598	0.798	WLK
Carnivora	Viverridae	Prionodon	pardicolor	0.4	2.55	CRC;BID
Carnivora	Viverridae	Civettictis	civetta	7	20	MSA
Carnivora	Viverridae	Genetta	tigrina	0.840	3.2	CRC;SAS
Carnivora	Viverridae	Genetta	abyssinica	1.2	1.65	BID;MOM
Carnivora	Viverridae	Genetta	angolensis	1	2.1	ADW;BID
Carnivora	Viverridae	Genetta	bourloni			
Carnivora	Viverridae	Genetta	cristata	1	2	ANI
Carnivora	Viverridae	Genetta	genetta	1	3	BRI;ADW
Carnivora	Viverridae	Genetta	johnstoni	1.995	2.239	MES;SLA
Carnivora	Viverridae	Genetta	pardina	1.032	2.292	BDD;MES
Carnivora	Viverridae	Genetta	poensis	2.5		HAP
Carnivora	Viverridae	Genetta	thierryi	1.4	1.413	MOM;SLA
Carnivora	Viverridae	Genetta	victoriae	2	3.5	SDZ_AFR;KIN
Carnivora	Viverridae	Genetta	servalina	1	2.5	KIN;PUR
Carnivora	Viverridae	Genetta	piscivora	1.35	3.020	WLK;SLA
Carnivora	Viverridae	Genetta	maculata	1.0	3.1	ARU;TAN
Carnivora	Viverridae	Poiana	richardsonii	0.500	0.700	ADW
Carnivora	Viverridae	Poiana	leightoni			
Carnivora	Viverridae	Viverra	civettina	8.0	12.1	ANI;PAN
Carnivora	Viverridae	Viverra	zibetha	5	24	ADW;SIK
Carnivora	Viverridae	Viverra	tangalunga	4.7	11	CRC;ADW
Carnivora	Viverridae	Viverra	megaspila	6.45	10	LIC;CRC
Carnivora	Viverridae	Viverricula	indica	1.395	4	MEI;MAD
Carnivora	Viverridae	Arctictis	binturong	6.75	22	MOM;LIC
Carnivora	Viverridae	Arctogalidia	trivirgata	1.303	3	MEI;CRC
Carnivora	Viverridae	Macrogalidia	musschenbroekii	3.8	6.1	WLK
Carnivora	Viverridae	Paguma	larvata	1.817	6.742	MEI
Carnivora	Viverridae	Paradoxurus	zeylonensis	2.3	3.3	BID
Carnivora	Viverridae	Paradoxurus	jerdoni	2.4	4	LIC
Carnivora	Viverridae	Paradoxurus	hermaphroditus	0.937	6.479	CRC;MEI
Carnivora	Viverridae	Chrotogale	owstoni	2	4	ARK;WLK
Carnivora	Viverridae	Cynogale	bennettii	3	5.5	ADW;CRC
Carnivora	Viverridae	Diplogale	hosei	2.4	2.5	MES;OBK
Carnivora	Viverridae	Hemigalus	derbyanus	0.800	3	BID;LEK
Carnivora	Eupleridae	Cryptoprocta	ferox	5	14	MAD;WIK
Carnivora	Eupleridae	Eupleres	goudotii	1.5	4.5	WIK;MAD
Carnivora	Eupleridae	Fossa	fossana	1.05	2.260	GOO;SAV
Carnivora	Eupleridae	Galidia	elegans	0.700	1.0	MAD
Carnivora	Eupleridae	Galidictis	grandidieri	0.500	1.6	MOM;MAD
Carnivora	Eupleridae	Galidictis	fasciata	0.380	1.5	ADWmin
Carnivora	Eupleridae	Mungotictis	decemlineata	0.450	0.800	GRZ14_886;BID

## cont. Appendix 7a

Order	Family	Genus	Species	kg min	kg max	Source
Carnivora	Eupleridae	Salanoia	concolor	0.550	0.900	MAD;GRZ14_886
Carnivora	Nandiniidae	Nandinia	binotata	1.36	5	CRC;GRZ14_885
Carnivora	Herpestidae	Atilax	paludinosus	1.8	5.450	CRC;MSA
Carnivora	Herpestidae	Bdeogale	crassicauda	0.900	3	KIN;LIC
Carnivora	Herpestidae	Bdeogale	jacksoni	0.900	3	LIC
Carnivora	Herpestidae	Bdeogale	nigripes	0.900	3	ADW;KIN
Carnivora	Herpestidae	Crossarchus	platycephalus	1.26		MES
Carnivora	Herpestidae	Crossarchus	obscurus	0.454	2.3	ADW;CRC
Carnivora	Herpestidae	Crossarchus	ansorgei	0.450	1.450	LIC
Carnivora	Herpestidae	Crossarchus	alexandri	0.450	2	LIC;KIN
Carnivora	Herpestidae	Cynictis	penicillata	0.440	1.0	SAS;WLK
Carnivora	Herpestidae	Dologale	dybowskii	0.300	0.400	KIN
Carnivora	Herpestidae	Galerella	sanguinea	0.277	1	CRC
Carnivora	Herpestidae	Galerella	pulverulenta	0.490	2.2	MSA;SDZ_AFV
Carnivora	Herpestidae	Galerella	flavescens	0.600	0.759	MES;SLA
Carnivora	Herpestidae	Galerella	ochracea	0.600		MES
Carnivora	Herpestidae	Helogale	hirtula	0.230	0.810	LIC;BID
Carnivora	Herpestidae	Helogale	parvula	0.140	0.680	CRC;LIC
Carnivora	Herpestidae	Herpestes	brachyurus	0.790	2.51	BID;MES
Carnivora	Herpestidae	Herpestes	vitticollis	1.360	3.060	LIC;BID
Carnivora	Herpestidae	Herpestes	urva	1.113	4	MEI;LEK
Carnivora	Herpestidae	Herpestes	smithii	0.950	2.15	LIC;BID
Carnivora	Herpestidae	Herpestes	semitorquatus	2.222	3.160	OBK;MES
Carnivora	Herpestidae	Herpestes	naso	3	3.631	MOM;MES
Carnivora	Herpestidae	Herpestes	javanicus	0.305	1.2	MSA;ZIP
Carnivora	Herpestidae	Herpestes	ichneumon	1.7	8	KIN;BRI
Carnivora	Herpestidae	Herpestes	edwardsi	0.890	2	LIC;CRC
Carnivora	Herpestidae	Herpestes	fuscus	1.35	2.7	MES;LIC
Carnivora	Herpestidae	Ichneumia	albicauda	1.8	5.22	WLK;SAS
Carnivora	Herpestidae	Liberiictis	kuhni	1	2.3	CRC;GRZ14_886
Carnivora	Herpestidae	Mungos	mungo	0.46	2.25	CRC;KIN
Carnivora	Herpestidae	Mungos	gambianus	1	2.2	WIK;LIC
Carnivora	Herpestidae	Paracynictis	selousi	1.2	2.2	WIK;WLK
Carnivora	Herpestidae	Rhynchogale	melleri	1.7	3.07	SAS
Carnivora	Herpestidae	Suricata	suricatta	0.465	1	CRC
Carnivora	Hyaenidae	Crocuta	crocuta	40	90	ANG
Carnivora	Hyaenidae	Hyaena	hyaena	19	55	EGY;MSA
Carnivora	Hyaenidae	Hyaena	brunnea	26.9	73	CRC;MSA
Carnivora	Hyaenidae	Proteles	cristata	5	14	CRC;KIN
Carnivora	Canidae	Vulpes	vulpes	1.87	14	CRC;WLK
Carnivora	Canidae	Vulpes	cana	0.800	3	CSA;ADW
Carnivora	Canidae	Vulpes	chama	2.0	4.5	CSA;CRC
Carnivora	Canidae	Vulpes	corsac	1.9	5	CSA;LIC
Carnivora	Canidae	Vulpes	ferrillata	3	7	ADW;WLK
Carnivora	Canidae	Vulpes	rueppellii	1.1	3.6	CRC;ADW
Carnivora	Canidae	Vulpes	zerda	0.783	1.6	MSA;CRC
Carnivora	Canidae	Vulpes	bengalensis	1.8	4.18	WLK;ADW
Carnivora	Canidae	Vulpes	velox	1	3	TEX;WLK
Carnivora	Canidae	Vulpes	lagopus	1.4	9.4	WLK;EGI
Carnivora	Canidae	Vulpes	macrotis	1.4	4.5	ENA;PAN
Carnivora	Canidae	Vulpes	pallida	1.5	3.6	WLK

## cont. Appendix 7a

Order	Family	Genus	Species	kg min	kg max	Source
Carnivora	Canidae	Atelocynus	microtis	6.5	10	EMS;CSA
Carnivora	Canidae	Canis	aureus	6.5	15	HAP;WLK
Carnivora	Canidae	Canis	latrans	7	43	MSA;SDZ_SON
Carnivora	Canidae	Canis	lupus	9.6	80	CRC;WLK
Carnivora	Canidae	Canis	mesomelas	5	13.5	ADW;KIN
Carnivora	Canidae	Canis	simensis	10	20	MOM;ARK
Carnivora	Canidae	Canis	adustus	5	14	HAP;KIN
Carnivora	Canidae	Cerdocyon	thous	3	9	GRZ14_880
Carnivora	Canidae	Chrysocyon	brachyurus	20	33	WLK;BRA
Carnivora	Canidae	Cuon	alpinus	10	21	WLK
Carnivora	Canidae	Duscicyon	australis	15.850		MES
Carnivora	Canidae	Lycalopex	fulvipes	1.8	3.95	CSA;ARK
Carnivora	Canidae	Lycalopex	vetulus	2.5	5.370	CSA;SLA
Carnivora	Canidae	Lycalopex	sechurae	2.19	4.48	FEL;BID
Carnivora	Canidae	Lycalopex	griseus	2	8.318	ADW;SLA
Carnivora	Canidae	Lycalopex	culpaeus	3.4	15.85	CSA;MED
Carnivora	Canidae	Lycalopex	gymnocercus	3	8.5	CSA;AGE
Carnivora	Canidae	Lycaon	pictus	8.750	36	HEU;KIN
Carnivora	Canidae	Nyctereutes	procyonoides	2.5	12.5	MSA;CSA
Carnivora	Canidae	Otocyon	megalotis	2	5.4	LIC;CSA
Carnivora	Canidae	Speothos	venaticus	5	8	EMS;ARK
Carnivora	Canidae	Urocyon	cinereoargenteus	1.8	9	UBI;TEX
Carnivora	Canidae	Urocyon	littoralis	0.616	3.89	MEI
Carnivora	Canidae	Urocyon	sibirica	0.177	2.0	MEI;LEK
Carnivora	Mustelidae	Mustela	itatsi			
Carnivora	Mustelidae	Mustela	eversmannii	0.612	2.050	SIE;WLK
Carnivora	Mustelidae	Mustela	erminea	0.042	0.538	WLK;MEI
Carnivora	Mustelidae	Mustela	subpalmata			
Carnivora	Mustelidae	Mustela	strigidorsa	1	2	LEK
Carnivora	Mustelidae	Mustela	putorius	0.205	1.710	WLK
Carnivora	Mustelidae	Mustela	nivalis	0.025	0.250	WLK;MSA
Carnivora	Mustelidae	Mustela	nigripes	0.450	1.4	TEX
Carnivora	Mustelidae	Mustela	lutreolina	0.295	0.708	WLK;SLA
Carnivora	Mustelidae	Mustela	nudipes	0.500	3	MOM;LEK
Carnivora	Mustelidae	Mustela	kathiah	0.200	1.56	BID;ADW
Carnivora	Mustelidae	Mustela	frenata	0.071	0.500	WHI;TEX
Carnivora	Mustelidae	Mustela	felipei	0.138	0.380	WLK;FEL
Carnivora	Mustelidae	Mustela	altaica	0.122	0.350	WLK
Carnivora	Mustelidae	Mustela	africana	0.220	0.622	FOR;LOY
Carnivora	Mustelidae	Mustela	lutreola	0.437	1.0	SLA;ARK
Carnivora	Mustelidae	Arctonyx	collaris	6.310	14	SLA;LEK
Carnivora	Mustelidae	Eira	barbara	2	7	GRZ14_884
Carnivora	Mustelidae	Galictis	cuja	1	3.2	WLK;CRC
Carnivora	Mustelidae	Galictis	vittata	0.920	3.8	BDD;VOL
Carnivora	Mustelidae	Gulo	gulo	5.8	32	BOF;MSA
Carnivora	Mustelidae	Ictonyx	striatus	0.400	2	EGI;HAP
Carnivora	Mustelidae	Ictonyx	libyca	0.200	3.5	WLKmin AGE=625
Carnivora	Mustelidae	Lyncodon	patagonicus	0.225	1.05	MOM;FEL
Carnivora	Mustelidae	Martes	flavigula	1.175	3.4	SLA;CRC
Carnivora	Mustelidae	Martes	foina	0.710	2.5	BDD;BAZ
Carnivora	Mustelidae	Martes	gwatkinsii	2.030	2.043	BID;MOM

## cont. Appendix 7a

Order	Family	Genus	Species	kg min	kg max	Source
Carnivora	Mustelidae	Martes	martes	0.480	2.2	ADW;TMS
Carnivora	Mustelidae	Martes	melampus	0.500	1.7	ADW
Carnivora	Mustelidae	Martes	pennanti	1.1	9	CRC;WHI
Carnivora	Mustelidae	Martes	zibellina	0.600	1.8	MGM;WLK
Carnivora	Mustelidae	Martes	americana	0.280	1.786	WLK;MEI
Carnivora	Mustelidae	Meles	meles	5	34	KAZ;WLK
Carnivora	Mustelidae	Meles	leucurus			
Carnivora	Mustelidae	Meles	anakuma			
Carnivora	Mustelidae	Mellivora	capensis	3.64	16	CRC;ANG
Carnivora	Mustelidae	Melogale	everetti	1	3	ADW
Carnivora	Mustelidae	Melogale	moschata	0.563	3	CRC;ADW
Carnivora	Mustelidae	Melogale	orientalis	0.851	2	MES;MOM
Carnivora	Mustelidae	Melogale	personata	1	3	LEK
Carnivora	Mustelidae	Neovison	vison	0.450	3.64	MSA;LOM
Carnivora	Mustelidae	Neovison	macrodon	2.455		MES
Carnivora	Mustelidae	Poecilogale	albinucha	0.116	0.403	SAS;MSA
Carnivora	Mustelidae	Taxidea	taxus	3.18	12.1	CRC
Carnivora	Mustelidae	Vormela	peregusna	0.257	0.715	MES;GRZ14_884
Carnivora	Mustelidae	Aonyx	capensis	5	34	CRC;ANG
Carnivora	Mustelidae	Aonyx	cinerea	1	6	SLA;IND
Carnivora	Mustelidae	Aonyx	congica	13	34	WLK
Carnivora	Mustelidae	Hydrictis	maculicollis	3	9	MSA
Carnivora	Mustelidae	Lontra	provocax	4.21	14.5	FEL;LON
Carnivora	Mustelidae	Lontra	canadensis	3	14	LIC;MSA
Carnivora	Mustelidae	Lontra	felina	3	30.9	ADW;SLA;LIC=5.8
Carnivora	Mustelidae	Lontra	longicaudis	3.86	15	CRC;MSA
Carnivora	Mustelidae	Lutra	nippon			
Carnivora	Mustelidae	Lutra	sumatrana	5	8	LUT
Carnivora	Mustelidae	Lutra	lutra	2.5	15	CRC;GRZ14_884
Carnivora	Mustelidae	Lutrogale	perspicillata	5	11	CRC;LEK
Carnivora	Mustelidae	Pteronura	brasiliensis	22	34	WLK;EMS
Carnivora	Ursidae	Ailuropoda	melanoleuca	65	160	CRC;MSA
Carnivora	Ursidae	Helarctos	malayanus	25	66	MSA;GRZ14_882
Carnivora	Ursidae	Melursus	ursinus	55	140	WLK;ADW
Carnivora	Ursidae	Tremarctos	ornatus	55.5	199.98	BID;FEL
Carnivora	Ursidae	Ursus	americanus	39	409	ADW
Carnivora	Ursidae	Ursus	arctos	80	780	MSA;WLK
Carnivora	Ursidae	Ursus	maritimus	150	907	WLK;GRZ14_882
Carnivora	Ursidae	Ursus	thibetanus	40	200	ARK
Carnivora	Otariidae	Arctocephalus	philippii			
Carnivora	Otariidae	Arctocephalus	australis			
Carnivora	Otariidae	Arctocephalus	gazella			
Carnivora	Otariidae	Arctocephalus	pusillus			
Carnivora	Otariidae	Arctocephalus	townsendi			
Carnivora	Otariidae	Arctocephalus	tropicalis			
Carnivora	Otariidae	Arctocephalus	galapagoensis			
Carnivora	Otariidae	Arctocephalus	forsteri			
Carnivora	Otariidae	Callorhinus	ursinus			
Carnivora	Otariidae	Eumetopias	jubatus			
Carnivora	Otariidae	Neophoca	cinerea			
Carnivora	Otariidae	Otaria	flavescens			



## cont. Appendix 7a

Order	Family	Genus	Species	kg min	kg max	Source
Carnivora	Otariidae	Phocartos	hookeri			
Carnivora	Otariidae	Zalophus	californianus			
Carnivora	Otariidae	Zalophus	japonicus			
Carnivora	Otariidae	Zalophus	wollebaeki			
Carnivora	Mephitidae	Conepatus	chinga	1	4.5	CRC;ADW
Carnivora	Mephitidae	Conepatus	humboldtii	0.328	4.5	MOM;ADW
Carnivora	Mephitidae	Conepatus	leuconotus	1.023	7.46	MES;BID
Carnivora	Mephitidae	Conepatus	semistriatus	1.2	3.99	MOM;FEL
Carnivora	Mephitidae	Mephitis	macroura	0.400	2.7	ADW;MSA
Carnivora	Mephitidae	Mephitis	mephitis	0.500	8	EGI;GRZ14_884
Carnivora	Mephitidae	Mydaus	javanensis	1.275	3.6	MSA
Carnivora	Mephitidae	Mydaus	marchei	2.5		MSA
Carnivora	Mephitidae	Spilogale	angustifrons	0.500	1.0	LIC;BUR
Carnivora	Mephitidae	Spilogale	gracilis	0.200	0.900	NAM
Carnivora	Mephitidae	Spilogale	putorius	0.200	1.3	EGI
Carnivora	Mephitidae	Spilogale	pygmaea	0.150	0.570	MSA;FEL
Carnivora	Mephitidae	Spilogale	aquaticus			
Carnivora	Procyonidae	Bassaricyon	alleni	0.9	1.5	IVI
Carnivora	Procyonidae	Bassaricyon	beddardi	0.9	1.5	IVI
Carnivora	Procyonidae	Bassaricyon	gabbii	0.794	1.5	MES;IVI
Carnivora	Procyonidae	Bassaricyon	lasius	0.9	1.58	IVI;FEL
Carnivora	Procyonidae	Bassaricyon	pauli	0.9	1.58	IVI;FEL
Carnivora	Procyonidae	Bassariscus	astutus	0.700	1.638	EGI;RAM
Carnivora	Procyonidae	Bassariscus	sumichrasti	0.530	1.600	BID;UBI
Carnivora	Procyonidae	Nasua	nasua	1.4	9.0	CRC;B&B
Carnivora	Procyonidae	Nasua	narica	2.86	9	CRC;WIK
Carnivora	Procyonidae	Nasuella	olivacea	1.34	2.5	MOM;IVI
Carnivora	Procyonidae	Potos	flavus	1.08	5	RIH;B&N
Carnivora	Procyonidae	Procyon	cancrivorus	1.16	15	HEU;CRC
Carnivora	Procyonidae	Procyon	lotor	1.8	22	ADW;BUR
Carnivora	Procyonidae	Procyon	pygmaeus	2.2	4	PED;IVI
Carnivora	Ailuridae	Ailurus	fulgens	3	6.2	WLK;MSA
Perissodactyla	Equidae	Equus	burchellii	136	410	CRC
Perissodactyla	Equidae	Equus	quagga	175	400	KIN;PAN
Perissodactyla	Equidae	Equus	zebra	204	372	MSA;WLK
Perissodactyla	Equidae	Equus	kiang	250	440	WLK
Perissodactyla	Equidae	Equus	caballus	200	2000	CRC;ADW
Perissodactyla	Equidae	Equus	asinus	165	430	MOM;ADW
Perissodactyla	Equidae	Equus	grevyi	341	450	CRC;WLK
Perissodactyla	Equidae	Equus	hemionus	145	300	B&B;MGM
Perissodactyla	Tapiridae	Tapirus	bairdii	150	540	EMS;ARK
Perissodactyla	Tapiridae	Tapirus	indicus	250	540	ADW;LEK
Perissodactyla	Tapiridae	Tapirus	pinchaque	136	320	ADW;EDG
Perissodactyla	Tapiridae	Tapirus	terrestris	77	300	CRC;GRZ15_931
Perissodactyla	Rhinocerotidae	Ceratotherium	simum	1400	3600	WLK
Perissodactyla	Rhinocerotidae	Dicerorhinus	sumatrensis	600	1266	WIK;OBK
Perissodactyla	Rhinocerotidae	Diceros	bicornis	800	1820	WIK;WLK
Perissodactyla	Rhinocerotidae	Rhinoceros	sondaicus	900	2300	ADW;RRC
Perissodactyla	Rhinocerotidae	Rhinoceros	unicornis	1410	3000	CRC;WIK
Artiodactyla	Suidae	Sus	celebensis	40	70	ADW
Artiodactyla	Suidae	Sus	ahoenobarbus	150		UNG

## cont. Appendix 7a

Order	Family	Genus	Species	kg min	kg max	Source
Artiodactyla	Suidae	Sus	verrucosus	35	150	GRZ15_934
Artiodactyla	Suidae	Sus	scrofa	21.9	350	CRC;ADW
Artiodactyla	Suidae	Sus	salvanus	2.9	11.8	CRC;UNG
Artiodactyla	Suidae	Sus	oliveri			
Artiodactyla	Suidae	Sus	cebifrons	20	190.792	UNG;PAN
Artiodactyla	Suidae	Sus	bucculentus			
Artiodactyla	Suidae	Sus	barbatus	41	150	ADW
Artiodactyla	Suidae	Sus	philippensis	188	190.792	PAN
Artiodactyla	Suidae	Babyrousa	babyrousa	43	100	ADW
Artiodactyla	Suidae	Babyrousa	togeanensis			
Artiodactyla	Suidae	Babyrousa	celebensis			
Artiodactyla	Suidae	Babyrousa	bolabatuensis			
Artiodactyla	Suidae	Phacochoerus	africanus	45	150	GRZ15_934;ADW
Artiodactyla	Suidae	Phacochoerus	aethiopicus	15.4	150	CRC;ATA
Artiodactyla	Suidae	Hylochoerus	meinertzhageni	80	275	SDZ_AFR;KIN
Artiodactyla	Suidae	Potamochoerus	larvatus	46	150	GRZ15_934;ANG
Artiodactyla	Suidae	Potamochoerus	porcus	44.6	130	SAS;ADW
Artiodactyla	Tayassuidae	Catagonus	wagneri	29	49	ADW
Artiodactyla	Tayassuidae	Pecari	tajacu	11	40	GRZ15_935
Artiodactyla	Tayassuidae	Tayassu	pecari	14	60	CRC;B&N
Artiodactyla	Hippopotamidae	Hexaprotodon	liberiensis	159	275	GRZ15_936;ARK
Artiodactyla	Hippopotamidae	Hippopotamus	amphibius	568	4500	CRC;ADW
Artiodactyla	Camelidae	Camelus	bactrianus	300	1000	EDG;UNG
Artiodactyla	Camelidae	Camelus	dromedarius	300	1000	KIN;UNG
Artiodactyla	Camelidae	Lama	glama	60	155	BDD;WLK
Artiodactyla	Camelidae	Vicugna	vicugna	35	65	WLK
Artiodactyla	Bovidae	Neotragus	moschatus	3.5	9	GGB;WLK
Artiodactyla	Bovidae	Neotragus	pygmaeus	1.5	5	UNG;B&B
Artiodactyla	Bovidae	Neotragus	batesi	2	6.4	WLK;JWH
Artiodactyla	Bovidae	Oreotragus	oreotragus	8	18	WLK
Artiodactyla	Bovidae	Ammodorcas	clarkei	22	35	WLK
Artiodactyla	Bovidae	Antidorcas	marsupialis	27	48	MSA
Artiodactyla	Bovidae	Antilope	cervicapra	20	57	TEX
Artiodactyla	Bovidae	Dorcatragus	megalotis	9	11.5	UNG
Artiodactyla	Bovidae	Eudorcas	rufina	40		PAN
Artiodactyla	Bovidae	Eudorcas	thomsonii	13	35	KIN;ARK
Artiodactyla	Bovidae	Eudorcas	rufifrons	15	35	AGE;UNG
Artiodactyla	Bovidae	Gazella	subgutturosa	14	48.5	CRC;AGE
Artiodactyla	Bovidae	Gazella	spekei	15	25	UNG
Artiodactyla	Bovidae	Gazella	erlangeri			
Artiodactyla	Bovidae	Gazella	gazella	16	29.5	MSA
Artiodactyla	Bovidae	Gazella	dorcas	11.4	23	MSA;MOM
Artiodactyla	Bovidae	Gazella	arabica	12	48.978	PAN;SLA
Artiodactyla	Bovidae	Gazella	cuvieri	15	35	ARK
Artiodactyla	Bovidae	Gazella	saudiya	15.849	16	SLA;MOM
Artiodactyla	Bovidae	Gazella	leptoceros	11.5	48.5	TOU;AGE
Artiodactyla	Bovidae	Gazella	bennettii	18.9	19.0	MOM;SLA
Artiodactyla	Bovidae	Litocranius	walleri	25	58	CRC;ADW
Artiodactyla	Bovidae	Madoqua	kirkii	2.6	7.2	MSA
Artiodactyla	Bovidae	Madoqua	saltiana	2	6	ADW
Artiodactyla	Bovidae	Madoqua	piacentinii	2.5		MOM

## cont. Appendix 7a

Order	Family	Genus	Species	kg min	kg max	Source
Artiodactyla	Bovidae	Madoqua	guentheri	3	7.586	ADW;SLA
Artiodactyla	Bovidae	Nanger	granti	34	81.8	CRC
Artiodactyla	Bovidae	Nanger	soemmerringii	35	48.5	UNG;AGE
Artiodactyla	Bovidae	Nanger	dama	35	75	ADW
Artiodactyla	Bovidae	Ourebia	ourebi	7.5	22	SAS;ADW
Artiodactyla	Bovidae	Procapra	gutturosa	20	39	MSA
Artiodactyla	Bovidae	Procapra	przewalskii	27.5		MOM
Artiodactyla	Bovidae	Procapra	picticaudata	19.953	23.198	SLA;PAN
Artiodactyla	Bovidae	Raphicerus	melanotis	8	23	ADW
Artiodactyla	Bovidae	Raphicerus	sharpei	6.4	16	SAS;ADW
Artiodactyla	Bovidae	Raphicerus	campestris	7	16	KIN
Artiodactyla	Bovidae	Saiga	borealis			
Artiodactyla	Bovidae	Saiga	tatarica	21	69	ARK;WLK
Artiodactyla	Bovidae	Taurotragus	oryx	125	1000	SIE;ADW
Artiodactyla	Bovidae	Taurotragus	derbianus	440	1000	KIN;ADW
Artiodactyla	Bovidae	Tetracerus	quadricornis	15	25	ADW
Artiodactyla	Bovidae	Tragelaphus	eurycerus	150	405	MSA;KIN
Artiodactyla	Bovidae	Tragelaphus	scriptus	21	80	CRC;ADW
Artiodactyla	Bovidae	Tragelaphus	strepsiceros	120	315	WLK
Artiodactyla	Bovidae	Tragelaphus	angasii	54.9	140	CRC;UNG
Artiodactyla	Bovidae	Tragelaphus	imberbis	56	142	KIN;CRC
Artiodactyla	Bovidae	Tragelaphus	buxtoni	150	300	ADW
Artiodactyla	Bovidae	Tragelaphus	spekii	40	130	ARK;ANG
Artiodactyla	Bovidae	Bison	bonasus	300	950	ADW;SOW
Artiodactyla	Bovidae	Bison	bison	318	1000	ADW;TEX
Artiodactyla	Bovidae	Bos	frontalis	631	1500	BIE;CVM
Artiodactyla	Bovidae	Bos	grunniens	300	1000	ADW
Artiodactyla	Bovidae	Bos	taurus	147	1363	ADW
Artiodactyla	Bovidae	Bos	sauveli	681	910	ADW
Artiodactyla	Bovidae	Bos	javanicus	400	900	MOM;WLK
Artiodactyla	Bovidae	Boselaphus	tragocamelus	109	306	TEX
Artiodactyla	Bovidae	Bubalus	bubalis	248	1200	CRC;WLK
Artiodactyla	Bovidae	Bubalus	quarlesi	150	300	ADW
Artiodactyla	Bovidae	Bubalus	mindorensis	180	300	ADW;WLK
Artiodactyla	Bovidae	Bubalus	depressicornis	90	300	ADW;ANI
Artiodactyla	Bovidae	Pseudoryx	nghetinhensis	80	100	ADW;WLK
Artiodactyla	Bovidae	Syncerus	caffer	150	900	CRC;WLK
Artiodactyla	Bovidae	Kobus	kob	40	121	CRC;KIN
Artiodactyla	Bovidae	Kobus	leche	60	170	ARK;KIN
Artiodactyla	Bovidae	Kobus	megaceros	60	190	ADW;KIN
Artiodactyla	Bovidae	Kobus	vardonii	47.6	91	SAS;KIN
Artiodactyla	Bovidae	Kobus	ellipsiprymnus	100	300	SIE;KIN
Artiodactyla	Bovidae	Pelea	capreolus	18	30	UNG
Artiodactyla	Bovidae	Redunca	arundinum	29	104	CRC
Artiodactyla	Bovidae	Redunca	fulvorufula	14.5	37.6	SAS;KIN
Artiodactyla	Bovidae	Redunca	redunca	31.7	65	BDD;ARK
Artiodactyla	Bovidae	Aepyceros	melampus	28	80	CRC;UNG
Artiodactyla	Bovidae	Alcelaphus	caama	176.116		PAN
Artiodactyla	Bovidae	Alcelaphus	lichtensteinii	125	204	WLK
Artiodactyla	Bovidae	Alcelaphus	buselaphus	75	225	ADW;WLK
Artiodactyla	Bovidae	Beatragus	hunteri	65	160	ADW;ANI

## cont. Appendix 7a

Order	Family	Genus	Species	kg min	kg max	Source
Artiodactyla	Bovidae	Connochaetes	taurinus	98	290	GGB;UNG
Artiodactyla	Bovidae	Connochaetes	gnou	110	300	UNG;IRI
Artiodactyla	Bovidae	Damaliscus	pygargus	55	155	ADW;WIK
Artiodactyla	Bovidae	Damaliscus	superstes			
Artiodactyla	Bovidae	Damaliscus	lunatus	75	170	ARK;WIK
Artiodactyla	Bovidae	Damaliscus	korrigum	123	127.195	SDZ_WS;PAN
Artiodactyla	Bovidae	Ammotragus	lervia	30	159	UNG;SUW
Artiodactyla	Bovidae	Budorcas	taxicolor	150	400	WLK
Artiodactyla	Bovidae	Capra	hircus	9	120	ADW;BRI
Artiodactyla	Bovidae	Capra	falconeri	32	110	WLK
Artiodactyla	Bovidae	Capra	ibex	35	150	WLK
Artiodactyla	Bovidae	Capra	caucasica	45	148.6	WLK;MSA
Artiodactyla	Bovidae	Capra	nubiana	25	79	ADW;MOM
Artiodactyla	Bovidae	Capra	pyrenaica	35	120	WLK;BAZ
Artiodactyla	Bovidae	Capra	sibirica	30	130	SOW;MSA
Artiodactyla	Bovidae	Capra	walie	80	125	ADW
Artiodactyla	Bovidae	Capricornis	swinhoei	30	140	UNG
Artiodactyla	Bovidae	Capricornis	milneedwardsii			
Artiodactyla	Bovidae	Capricornis	sumatraensis	75	140	CRC;LEK
Artiodactyla	Bovidae	Capricornis	rubidus			
Artiodactyla	Bovidae	Capricornis	crispus	25	140	UNG MSA=18
Artiodactyla	Bovidae	Capricornis	thar			
Artiodactyla	Bovidae	Hemitragus	jayakari	14.7	23	CRC;MOM
Artiodactyla	Bovidae	Hemitragus	hylocrius	50	100	ADW
Artiodactyla	Bovidae	Hemitragus	jemlahicus	35.2	100	MOM;ARK
Artiodactyla	Bovidae	Naemorhedus	caudatus	22	35	THA
Artiodactyla	Bovidae	Naemorhedus	goral	22	42	LEK;SOW
Artiodactyla	Bovidae	Naemorhedus	griseus			
Artiodactyla	Bovidae	Naemorhedus	baileyi	20	35	UNG
Artiodactyla	Bovidae	Oreamnos	americanus	32	140	SAV;WLK
Artiodactyla	Bovidae	Ovibos	moschatus	100	410	MSA;WLK
Artiodactyla	Bovidae	Ovis	canadensis	34	158	ENA;BOF
Artiodactyla	Bovidae	Ovis	nivicola	46.9	120	CRC;UNG
Artiodactyla	Bovidae	Ovis	dalli	40	113	BOF;ADW
Artiodactyla	Bovidae	Ovis	aries	20	200	ADW
Artiodactyla	Bovidae	Ovis	ammon	25	200	SOW
Artiodactyla	Bovidae	Pantholops	hodgsonii	25	55	WLK
Artiodactyla	Bovidae	Pseudois	schaeferi	25	65	UNG
Artiodactyla	Bovidae	Pseudois	nayaur	35	75	ADW
Artiodactyla	Bovidae	Rupicapra	pyrenaica	24	50	ADW;BRI
Artiodactyla	Bovidae	Rupicapra	rupicapra	14	62	UNG
Artiodactyla	Bovidae	Cephalophus	rufilatus	6	20	ADW;PUR
Artiodactyla	Bovidae	Cephalophus	zebra	9	20	UNG
Artiodactyla	Bovidae	Cephalophus	weynsi			
Artiodactyla	Bovidae	Cephalophus	silvicultor	43	80	CRC;MSA
Artiodactyla	Bovidae	Cephalophus	ogilbyi	14	20	UNG;HAP
Artiodactyla	Bovidae	Cephalophus	nigrifrons	13	18	KIN
Artiodactyla	Bovidae	Cephalophus	natalensis	10	16	CRC;KIN
Artiodactyla	Bovidae	Cephalophus	leucogaster	12	18	KIN
Artiodactyla	Bovidae	Cephalophus	adersi	6	12	UNG
Artiodactyla	Bovidae	Cephalophus	jentinki	55	80	ARK

## cont. Appendix 7a

Order	Family	Genus	Species	kg min	kg max	Source
Artiodactyla	Bovidae	Cephalophus	brookei			
Artiodactyla	Bovidae	Cephalophus	dorsalis	9.5	25	CRC
Artiodactyla	Bovidae	Cephalophus	callipygus	12	24	UNG
Artiodactyla	Bovidae	Cephalophus	niger	9	24	HAP;UNG
Artiodactyla	Bovidae	Cephalophus	spadix	50	60	UNG
Artiodactyla	Bovidae	Philantomba	maxwellii	5	12	HAP;CRC
Artiodactyla	Bovidae	Philantomba	monticola	3.5	9	KIN
Artiodactyla	Bovidae	Sylvicapra	grimmia	10	25.5	UNG;KIN
Artiodactyla	Bovidae	Addax	nasomaculatus	60	182	WLK;MRG
Artiodactyla	Bovidae	Hippotragus	equinus	141	300	CRC;STU
Artiodactyla	Bovidae	Hippotragus	leucophaeus	150		PAN
Artiodactyla	Bovidae	Hippotragus	niger	180	300	STU;POF
Artiodactyla	Bovidae	Oryx	leucoryx	65	210	UNG;ADW
Artiodactyla	Bovidae	Oryx	beisa	150	200.577	UNG;PAN
Artiodactyla	Bovidae	Oryx	dammah	100	220	ZOO;ANI
Artiodactyla	Bovidae	Oryx	gazella	116	240	KIN;STU
Artiodactyla	Tragulidae	Hyemoschus	aquaticus	7	17	KIN;ANI
Artiodactyla	Tragulidae	Moschiola	meminna	1.845	5.45	BDD;CRC
Artiodactyla	Tragulidae	Tragulus	versicolor			
Artiodactyla	Tragulidae	Tragulus	williamsoni			
Artiodactyla	Tragulidae	Tragulus	nigricans	0.7	8.0	UNG
Artiodactyla	Tragulidae	Tragulus	napu	2.51	8	BDD;ADW
Artiodactyla	Tragulidae	Tragulus	kanchil	4.412		OBK
Artiodactyla	Tragulidae	Tragulus	javanicus	0.700	3.850	LEK;AGE
Artiodactyla	Moschidae	Moschus	cupreus			
Artiodactyla	Moschidae	Moschus	chrysogaster	10	18	ADW;MOS
Artiodactyla	Moschidae	Moschus	anhuiensis			
Artiodactyla	Moschidae	Moschus	moschiferus	7	18	BOF;UNG
Artiodactyla	Moschidae	Moschus	leucogaster			
Artiodactyla	Moschidae	Moschus	fuscus	10	15	ADW
Artiodactyla	Moschidae	Moschus	berezovskii	10.9	12.477	MRG;PAN
Artiodactyla	Cervidae	Alces	americanus	270	820	ADW;EBR
Artiodactyla	Cervidae	Alces	alces	190	825	CRC;POF
Artiodactyla	Cervidae	Blastocerus	dichotomus	70	150	UNG;GRZ15_943
Artiodactyla	Cervidae	Capreolus	pygargus	25.3	60	CRC;GRZ15_943
Artiodactyla	Cervidae	Capreolus	capreolus	10	37	CRC
Artiodactyla	Cervidae	Hippocamelus	bisulcus	45	100	UNG
Artiodactyla	Cervidae	Hippocamelus	antisensis	40	69	OJA;MOM
Artiodactyla	Cervidae	Mazama	rufina	8.0	26	B&B;MOM
Artiodactyla	Cervidae	Mazama	americana	12	65	UBI;WLK
Artiodactyla	Cervidae	Mazama	bororo			
Artiodactyla	Cervidae	Mazama	briceni	16.5		MOM
Artiodactyla	Cervidae	Mazama	chunyi	16.0	16.596	PAN;SLA
Artiodactyla	Cervidae	Mazama	gouazoubira	8	25	ADW
Artiodactyla	Cervidae	Mazama	pandora	18	25	SCI
Artiodactyla	Cervidae	Mazama	temama			
Artiodactyla	Cervidae	Mazama	nana	16.5		MOM
Artiodactyla	Cervidae	Odocoileus	hemionus	31.8	215	CRC;BUR
Artiodactyla	Cervidae	Odocoileus	virginianus	18	150	WLK
Artiodactyla	Cervidae	Ozotoceros	bezoarticus	25	50	WLK;SDZ_CAC
Artiodactyla	Cervidae	Pudu	mephistophiles	5.8	13.4	GRZ15_943

## cont. Appendix 7a

Order	Family	Genus	Species	kg min	kg max	Source
Artiodactyla	Cervidae	Pudu	puda	6.5	15	ARK;UNG
Artiodactyla	Cervidae	Rangifer	tarandus	37.8	318	LOM;ADW
Artiodactyla	Cervidae	Axis	kuhlii	36	60	UNG
Artiodactyla	Cervidae	Axis	calamianensis	36	50	UNG
Artiodactyla	Cervidae	Axis	porcinus	31	110	CRC;LEK
Artiodactyla	Cervidae	Axis	axis	27	113	ADW;CRC
Artiodactyla	Cervidae	Cervus	elaphus	58	500	SIE;ADW
Artiodactyla	Cervidae	Cervus	nippon	11.8	139	CRC;GRZ15_941
Artiodactyla	Cervidae	Dama	dama	28	103	BAZ;CHA
Artiodactyla	Cervidae	Elaphodus	cephalophus	17	50	WLK
Artiodactyla	Cervidae	Elaphurus	davidianus	135	220	GRZ15_941
Artiodactyla	Cervidae	Muntiacus	feae	17.8	22	PAN;LEK
Artiodactyla	Cervidae	Muntiacus	crinifrons	18.3	36.1	PAN;ADW
Artiodactyla	Cervidae	Muntiacus	gongshanensis	18	24	ADW
Artiodactyla	Cervidae	Muntiacus	muntjak	12.5	35	CRC;ADW
Artiodactyla	Cervidae	Muntiacus	vuquangensis	30	50	ADW
Artiodactyla	Cervidae	Muntiacus	putaoensis	11		GRZ15_940
Artiodactyla	Cervidae	Muntiacus	atherodes	13	18.939	ADW;PAN
Artiodactyla	Cervidae	Muntiacus	reevesi	9	28	CRC;ADW
Artiodactyla	Cervidae	Muntiacus	rooseveltorum	10.763	20.2	PAN;CRC
Artiodactyla	Cervidae	Muntiacus	truongsonensis	15		GRZ15_940
Artiodactyla	Cervidae	Muntiacus	puhoatensis			
Artiodactyla	Cervidae	Przewalskium	albirostris	125	230	ANI
Artiodactyla	Cervidae	Rucervus	schomburgki	100	120	UNG
Artiodactyla	Cervidae	Rucervus	eldii	66	150	BIE;LEK
Artiodactyla	Cervidae	Rucervus	duvaucelii	143	280	MRG;UNG
Artiodactyla	Cervidae	Rusa	unicolor	100	350	GRZ15_941
Artiodactyla	Cervidae	Rusa	alfredi	36	60	ADW;ARK
Artiodactyla	Cervidae	Rusa	marianna	40	60	GRZ15_941
Artiodactyla	Cervidae	Rusa	timorensis	50	160	UNG;ADW
Artiodactyla	Cervidae	Hydropotes	inermis	9	18.5	UNG;ADW
Artiodactyla	Antilocapridae	Antilocapra	americana	32	70	AT2;MSA
Artiodactyla	Giraffidae	Giraffa	camelopardalis	466	1930	SDZ_WS;KIN
Artiodactyla	Giraffidae	Okapia	johnstoni	180	317	ARK

## Appendix 7b

- A10 Anthony, H.E. 1929. Two new genera of rodents from South America. *American Museum Novitates*, **383**: 1-6.
- A11 Allen, J.A. 1895. On a collection of mammals from Arizona and Mexico, made by Mr. W.W. Price, with field notes by the collector. *Bulletin American Museum Natural History*, **7**, **6**: 193-258.
- A12 Allen, J.A. 1910. Mammals from the Athabaska-Mackenzie region of Canada. *Bulletin American Museum Natural History*, **28**, **2**: 7-12.
- A13 Allen, J.A. 1893. On a collection of mammals from the San Pedro Martir region of Lower California : with notes on other species, particularly of the genus *Sitomys*. *Bulletin American Museum Natural History*, **5**, **12**: 181-202.
- A14 Allen, J.A. 1913. New mammals from Colombia and Ecuador. *Bulletin American Museum Natural History*, **32**, **29**: 469-484.
- A15 Allen, J.A. 1924. Carnivora collected by the American Museum Congo Expedition. *Bulletin American Museum Natural History*, **47**, **3**: 73-281.

- A16 Allen, J.A. 1922. The American Museum Congo Expedition collection of Insectivora. *Bulletin American Museum Natural History*, **47**, 1: 1-38.
- A17 Allen, J.A. 1925. Primates collected by the American Museum Congo Expedition. *Bulletin American Museum Natural History*, **47**, 4: 283-524.
- A18 Allen, J.A. 1922. Scuriidae, Anomaluridae, and Idiuridae collected by the American Museum Congo Expedition. *Bulletin American Museum Natural History*, **47**, 2: 39-71.
- A19 Allen, J.A. 1897. Additional notes on Costa Rican mammals, with descriptions of new species. *Bulletin American Museum Natural History*, **9**, 3: 31-44.
- A20 Allen, J.A. 1891. Notes on a collection of mammals from Costa Rica. *Bulletin American Museum Natural History*, **3**, 14: 203-218.
- A21 Allen, J.A. 1911. Mammals collected in the Dutch East Indies by Mr. Roy C. Andrews on the cruise of the 'Albatross' in 1909. *Bulletin American Museum Natural History*, **30**, 13: 335-339.
- A22 Allen, J.A. 1914. Mammals from British East Africa, collected on the third African Expedition of the American Museum by William S. Rainsford. *Bulletin American Museum Natural History*, **33**, 26: 337-344.
- A23 Allen, J.A. 1913. Mammals collected in Korea. *Bulletin American Museum Natural History*, **32**, 24: 427-436.
- A24 Allen, J.A. 1893. Description of a new species of *Geomys* from Costa Rica. *Bulletin American Museum Natural History*, **5**, 20: 337-338.
- A25 Allen, J.A. 1906. Mammals from the Island of Hainan, China. *Bulletin American Museum Natural History*, **22**, 28: 463-490.
- A26 Allen, J.A. 1890. Descriptions of a new species and a new subspecies of the genus *Lepus*. *Bulletin American Museum Natural History*, **3**, 8: 159-160.
- A27 Allen, J.A. 1896. Note on *Macrogeomys cherriei* (Allen). *Bulletin American Museum Natural History*, **8**, 4: 45-46.
- A28 Allen, J.A. 1897. Further notes on mammals collected in Mexico by Dr. Audley C. Buller, with descriptions of new species. *Bulletin American Museum Natural History*, **9**, 5: 47-58.
- AAT Kefelioğlu, H., Tez, C. & Gündüz, I. 2003. The Taxonomy and Distribution of *Apodemus agrarius* (Pallas, 1771) (Mammalia: Rodentia) in the European Part of Turkey. *Turkish Journal of Zoology*, **27**: 141-146.
- ABN Abe, H. 1971. Small Mammals of Central Nepal. *Journal of the Faculty of Agriculture, Hokkaido University*, **56**, 4: 367-423.
- ABU Abu Baker, M. & Patterson, B. D. 2009. Patterns in the local assembly of Egyptian rodent faunas: Areography and species combinations. *Mammalian Biology*, **75**: 510-522.
- ADW <<http://animaldiversity.ummz.umich.edu/site/accounts/classification/Mammalia.html#Mammalia>>
- AFR <<http://projects.biodiversity.be/africanrodentia/>> Terryn L., W. Wendelen, H. Leirs, G. Lenglet & E. Verheyen E. (2007). African Rodentia,
- AGE <<http://genomics.senescence.info/species/>> : AnAge database
- AGU Anderson, S. & Gaunt, A.S. 1962. A classification of the white-sided jack rabbits of Mexico. *American Museum Novitates*, **2088**: 1-16.
- AKL Queirolo, D. & Granzinoli, M.A.M. 2009. Ecology and natural history of *Akodon lindberghi* (Rodentia, Sigmodontinae) in southeastern Brazil. *Iheringia, Série Zoologia, Porto Alegre*, **99**, 2: 189-193.
- AKO Braun, J.K., Mares, A.M, Coyner, B.S. & van den Bussche, R.A. 2010. New species of *Akodon* (Rodentia: Cricetidae: Sigmodontinae) from central Argentina. *Journal of Mammalogy*, **91**, 2: 387-400, 2010.
- AL2 Allen, J.A. 1899. New rodents from Colombia and Venezuela. *Bulletin American Museum of Natural History*, **12**, 16: 195-218.
- AL3 Allen, G.M. 1925. Jerboas from Mongolia. *American Museum Novitates*, **161**: 1-6.
- AL4 Allen, G.M. 1925. Hamsters collected by the American Museum Asiatic Expeditions. *American Museum Novitates*, **179**: 1-7.
- AL5 Allen, G.M. 1923. New Chinese insectivores. *American Museum Novitates*, **100**: 1-11.

- AL6 Allen, G.M. 1927. Murid rodents from the Asiatic Expeditions. *American Museum Novitates*, **270**: 1-12.
- AL7 Allen, G.M. 1927. Lagomorphs collected by the Asiatic expeditions. *American Museum Novitates*, **284**: 1-11.
- AL8 Allen, G.M. 1929. Mustelids from the Asiatic expeditions. *American Museum Novitates*, **385**: 1-12.
- ALA Allen, J.A. 1903. Mammals collected in Alaska and northern British Columbia by the Andrew J. Stone expedition of 1902. *Bulletin American Museum of Natural History*, **19**: 521-567.
- ALC Allen, J.A. & Chapman, F.M. 1897. On a second collection of mammals from the Island of Trinidad, with descriptions of new species ; and, A note on some mammals from the Island of Dominica, W.I. *Bulletin of the American Museum of Natural History*, **9**, 2: 13-30.
- ALG Castilla, A.M., Robles, H., van Dongen, S. & Matthysen, E. 2009. The influence of egg size and colour on egg consumption by the Algerian hedgehog (*Atelerix algirus*). *Journal of Ethology* (2009) **27**: 125-130.
- ALH Darvish, J., O. Mirshamsi Kakhki, R. Siahsarvie, and M. Javidkar 2006. New Records of the Hotson's Jerboa *Allactaga hotsoni*, Thomas, 1920 (Rodentia: Dipodidae) from Khorasan and Yazd Provinces, Iran. *Journal of Sciences, Islamic Republic of Iran* **17**, 4: 303-307.
- ALK Al-kahtani, M.A., Zuleta, C., Caviedes-Vidal, E. & Garland, T. 2004. Kidney mass and relative medullary thickness of rodents in relation to habitat, body size and phylogeny. *Physiological and Biochemical Zoology*, **77**, 3 :346-365.
- ALL Çolak, E. & Yigit, N. 1998. Ecology and biology of *Allactaga elater*, *Allactaga euphratica* and *Allactaga williamsi* (Rodentia: Dipodidae) in Turkey. *Turkish Journal of Zoology*, **22**: 105-117.
- ALM Allen, G.M. 1924. Microtines collected by the Asiatic expeditions. *American Museum Novitates*, **133**: 1-13.
- ALR <<http://animals.jrank.org/>> Animal Life Resource
- AMU Amundala, D., Bapeamoni, A., Iyongo, W., Kennis, J., Gambalemoke, M., Kadange, N., Katuala, P.G.B. & Dudu, A. 2005. The population structure of four rodent species from a tropical region (Kisangani, D. R. Congo). *Belgian Journal Zoology*, *135 (supplement)*: 127-131.
- AN2 Anthony, H.E. 1925. New species and subspecies of *Thomasomys*. *American Museum Novitates*, **178**: 1-4.
- AN4 Anthony, H.E. 1921. Preliminary report on Ecuadorean mammals. no. 1. *American Museum Novitates*, **20**: 1-6.
- AN5 Anthony, H.E. 1922. Preliminary report on Ecuadorean mammals. no. 2. *American Museum Novitates*, **32**: 1-7.
- AN6 Anthony, H.E. 1923. Preliminary report on Ecuadorean mammals. no. 3. *American Museum Novitates*, **55**: 1-14.
- AN7 Anthony, H.E. 1924. Preliminary report on Ecuadorean mammals. no. 4. *American Museum Novitates*, **114**: 1-6.
- AN8 Anthony, H.E. 1924. Preliminary report on Ecuadorean mammals. no. 6. *American Museum Novitates*, **139**: 1-9.
- AN9 Anthony, H.E. 1926. Preliminary report on Ecuadorean mammals. no. 7. *American Museum Novitates*, **240**: 1-6.
- ANC Andrews, R.C. 1921. Description of a new species of serow from Yunnan province, China. *American Museum Novitates*, **6**: 1-3.
- AND Anderson, S. 1972. Mammals of Chihuahua. Taxonomy and distribution. *Bulletin American Museum Natural History*, **148**, 2: 153-410.
- ANG <<http://www.angolalng.com/project/documents/fieldguidemammals.pdf>>
- ANI <<http://www.animalinfo.org>>
- ANO Schunke, A.C. 2005. Systematics and Biogeography of the African Scaly-tailed Squirrels (Mammalia: Rodentia: Anomaluridae). *Mathematisch-Naturwissenschaftlichen Fakultät der Rheinischen Friedrich-Wilhelms-Universität Bonn*. <[http://hss.ulb.unibonn.de/diss\\_online](http://hss.ulb.unibonn.de/diss_online)>
- ANX Anderson, S. 1962. Tree Squirrels (*Sciurus coliaei* Group) of Western Mexico. *American Museum Novitates*, **2093**: 1-13.



- ANY Anderson, S. & Yates, T.L. 2000. A new genus and species of phyllotine rodent from Bolivia. *Journal of Mammalogy*, **81**, 1: 18-36.
- AOL Anderson, S. & Olds, N. 1989. Notes on Bolivian Mammals. 5. Taxonomy and distribution of *Bolomys* (Muridae, Rodentia). *American Museum Novitates*, **2935**: 1-22.
- APO Jaksic, F.M. 2001. Spatiotemporal variation patterns of plants and animals in San Carlos de Apoquindo, Central Chile. *Revista Chilena de Historia Natural*, **74**, 2: 1-36.
- APR Aprile, G. & Chicco, D. 1999. Nueva especie exótica de mamífero en la Argentina: La ardilla de vientre rojo (*Callosciurus erythraeus*). *Journal of Neotropical Mammalogy*, **6**, 1: 7-14.
- APS Yu, H.T. & Lin, Y.S. 1999. Age, Reproduction, and Demography of the Spiny Rat (Muridae: *Niviventer coxingi*) in Subtropical Central Taiwan. *Zoological Studies*, **38**, 2: 153-163.
- ARK <<http://www.arkive.org/species/GES/mammals/>>
- ARM Armitage, K.B. & Blumstein, D.T. 2002. Body-mass Diversity in marmots. Holarctic Marmots as a Factor of Biodiversity (K.B. Armitage & V.Y. Rumiantsev Eds). *Proceedings of The 3d International Conference on Marmots, Cheboksary, Moscow*: ABF P.H., **2002**: 1-411.
- ARU Martinoli, A., Preatoni, D., Galanti, V., Codipietro, P., Kilewo, M., Fernandes, C.A.R., Wauters, L. & Tosi, G. 2006. Species richness and habitat use of small carnivores in the Arusha National Park (Tanzania). *Biodiversity and Conservation*, **15**: 1729-1744.
- ASF Asfora, P.H., Torre Palma, A.R., Astúa, D. & Geise, L. 2011. Distribution of *Oecomys catherinae* Thomas, 1909 (Rodentia: Cricetidae) in northeastern Brazil with karyotypical and morphometrical notes. *Biota Neotropica*, **11**, 2: 415-424.
- AT2 Atanasov, A.T. 2007. The linear allometric relationship between total metabolic energy per life span and body mass of mammals. *BioSystems*, **90**: 224-233.
- ATA Atanasov, A.T. 2005. Allometric relationship between the length of pregnancy and body weight in mammals. *Bulgarian Journal Veterinary Medicine*, **8**, 1: 13-22.
- ATQ Attuquayefio D.K. and J.M. Ryan. 2006. Taxonomic report on small mammals from two coastal wetland (Ramsar) sites in Ghana. *West African Journal of Applied Ecology*, **10**:
- AUS <<http://australian-animals.net/wallaroo.htm>>
- AVN Nicola, P.A. 2009. Comunidades de pequenos mamíferos como indicadores de qualidade ambiental no Planalto Norte Catarinense. *Thesis Universidade Federal Do Paraná*.
- AYC Anderson, S., Yates, T.L. & Cook, J.A. 1987. Notes on Bolivian Mammals 4: The Genus *Ctenomys* (Rodentia, Ctenomyidae) in the Eastern Lowlands. *American Museum Novitates*, **2891**: 1-20.
- B&B Brook, B.W. & Bowman, D.M.J.S. 2004. The uncertain blitzkrieg of Pleistocene megafauna. *Journal of Biogeography*, **31**, 4: 517-523.
- B&N Brown, J.H., Nicoletto, P.F. 1991. Spatial scaling of species composition: Body masses of North American land mammals. *American Naturalist* **138**, **6**: 1478-1512.
- BAL Balčiauskienė, L., Balčiauskas, L. & Mažeikytė, J.R. 2004. Sex- And Age-related Differences in Tooth Row Length of Small Mammals: Mice. *Acta Zoologica Lituanica*, **14**, **3**: 54-65.
- BAS Balčiauskas, L. 2004. Sex- and age-related differences in tooth row length of small mammals: Shrews. *Acta Zoologica Lituanica*, **14**, **3**: 41-47.
- BAU Baudoin, C., Sosa, V.J. & Serrano, V. 2004. Records of *Spermophilus mexicanus* (Rodentia Sciuridae) in the Bolsón de Mapimí (Durango, Mexico) and comparison with Texan and Coahuilan forms of the *parvidens* subspecies. *Acta Zoologica Mexicana*, n.s., **20**, **2**: 233-235.
- BAV Balčiauskienė, L., Balčiauskas, L. & Mažeikytė, J.R. 2004. Sex- and age-related differences in tooth row length of small mammals: Voles. *Acta Zoologica Lituanica* **14**, **1**: 48-57.
- BAZ <[http://www.sierradebaza.org/Fichas\\_fauna/fichas\\_fauna\\_general.htm#mamiferos](http://www.sierradebaza.org/Fichas_fauna/fichas_fauna_general.htm#mamiferos)>
- BDD Boddy, A., McGowen, M., Sherwood, C., Grossman, L., Goodman, M., Wildman, D. (2012) Data from: Comparative analysis of encephalization in mammals reveals relaxed constraints on anthropoid primate and cetacean brain scaling. *Dryad Digital Repository*. doi: [10.5061/dryad.5kh0b362](https://doi.org/10.5061/dryad.5kh0b362) <<http://dx.doi.org/10.5061/dryad.5kh0b362>>
- BEK Bergh, M.B. Van den & Kappelle, M. 1998. Diversity and distribution of small terrestrial rodents along a disturbance gradient in montane Costa Rica. *Revista de Biología Tropical*, **46**, **2**: 1-10.

- BER Schwab, D. & Ganzhorn, J.U. 2004. Distribution, Population Structure and Habitat use of *Microcebus berthae* compared to those of other sympatric Cheirogalids. *International Journal of Primatology*, **25**, 2: 307-330.
- BEZ Bezerra, A.M.R., Marinho-Filho, J. & Carmignotto, A.P. 2011. A review of the distribution, morphometrics, and habit of Owl's spiny rat *Carterodon sulcidens* (Lund, 1841) (Rodentia: Echimyidae). *Zoological Studies*, **50**, 5: 566-576.
- BHR Balete, D.S., Heaney, L.R., Rickart, E.A., Quidlat, R.S. & Ibanez, J.C. 2008. A new species of *Batomys* (Mammalia: Muridae) from eastern Mindanao Island, Philippines. *Proceedings of the Biological Society of Washington*, **121**, 4: 411-428.
- BIB D'Elía, G., Pardiñas, U.F.J. & Myers, P. 2006. An Introduction to the Genus *Bibimys* (Rodentia: Sigmodontinae): Phylogenetic Position and Alpha Taxonomy. In: E.A. Lacey & P. Myers (eds.). Mammalian diversification. *University of California Publications in Zoology*, **133**: 147-182.
- BID Bininda-Emonds, O.R.P. 1998. Towards comprehensive phylogenies: examples within the Carnivora (Mammalia). *Thesis University Oxford* 1998: 1-349.
- BIE Bielby, J., Mace, G.M., Bininda-Emonds, O.R., Cardillo, M., Gittleman, J.L., Jones, K.E., Orme, C.D. & Purvis, A. 2007. The Fast-Slow Continuum in Mammalian Life History: An Empirical Reevaluation. *American Naturalist*, **169**: 748-757.
- BIN Wilson, D.E., Helgen, K.M., Yun, C.S. & Gimán, B. 2006. Small Mammal Survey at two sites in planted forest zone, Bintulu, Sarawak. *Malayan Nature Journal*, **59**, 2: 165-187.
- BKR Abu Baker, M.A. & Amr, Z.S. 2008. Mice of the genus *Apodemus* in Jordan. *Vertebrate Zoology*, **58**, 1: 127-135.
- BOD Cáceres, N.C., Bornschein, W.H., Lopes, M.R. & Percequillo, A.R. 2007. Mammals of the Bodoquena Mountains, southwestern Brazil: an ecological and conservation analysis. *Revista Brasileira Zoologia*, **24**, 2: 426-435.
- BOF <<http://www.borealforest.org/world/mammals.htm>>
- BOI Boiani, L., Berois, N. & d'Elía, G. 2008. Annual male reproductive cycle of a Hantavirus Reservoir, the long-tailed mouse *Oligoryzomys flavescens* (Rodentia; Cricetidae, Sigmodontinae) from Uruguay. *Mastozoología Neotropical*, **15**, 1: 23-32.
- BOR <<http://www.bbec.sabah.gov.my/overall/bbec%207/SEVEN.pdf>>
- BOT Smithers, R.H.N. 1971. The mammals of Botswana. *National Museum Rhodesia*, Memoir **4**: 1-340. <http://upetd.up.ac.za/thesis/available/etd-05212011-173222/> >
- BRA <<http://www.brainmuseum.org/Specimens/index.html>>
- BRD Native Mice and Rats Escrito por Bill Breed, Fred Ford 2007. *Australian Natural History series, CSIRO publishing*
- BRH Balete, D.S., Rickart, E.A. & Heaney, L.R. 2006. A new species of the shrew-mouse, *Archboldomys* (Rodentia: Muridae: Murinae), from the Philippines. *Systematics and Biodiversity* **4**, 4: 489-501.
- BRI Brink, F.H. van den 1967. A field guide to the mammals of Britain and Europe. *Collins, London*: 1-221.
- BRM Bromham, L. & Cardillo, M. 2007. Primates follow the 'island rule': implications for interpreting *Homo floresiensis*. *Biology Letters*, **3**: 398-400.
- BRZ Bueno, A.A. & Motta-Junior, J.C. 2006. Small mammal selection and functional response in the diet of the maned wolf, *Chrysocyon brachyurus* (Mammalia: Canidae), in Southeast Brazil. *Mastozoología Neotropical*, **13**, 1: 11-19.
- BUR <<http://www.washington.edu/burkemuseum/collections/mammalogy/mamwash/>>
- BUT Butynski, T.M., de Jong, Y.A., Perkin, A.W., Bearder, S.K. & Paul E. Honess, 2006. Taxonomy, Distribution, and Conservation Status of three Species of Dwarf Galagos (*Galagoides*) in Eastern Africa. *Primate Conservation*, **21**: 63-79.
- BUY Butynski, T.M., de Jong, Y.A. & Hearn, G.W. 2009. Body measurements for the monkeys of Bioko Island, Equatorial Guinea. *Primate Conservation*, **24**: 99-105.
- CAG Cagnin, M. & Aloise, G. 1995. Current status of Myoxids (Mammalia: Rodentia) in Calabria (Southern Italy). Proc. II Conference on Dormice. *Hystrix, (n.s.)*, **6**, 1-2: 169-180.

- CAL Fuentes, M.V., Galán-Puchades, M.T. & Cerezuela, A.M. 1998. Insectívoros y Roedores de la Serra Calderona (Comunitat Valenciana). Dinámicas de recolonización y estudio helmintológico postincendio. *Galemys*, **10** (Special): 37-58.
- CAO Campos, C., Ojeda, R., Monge, S. & Dacar, M. 2001. Utilization of food resources by small and medium-sized mammals in the Monte Desert biome, Argentina. *Austral Ecology*, **26**: 142-149.
- CAT <[http://www.catsg.org/catsgportal/cat-website/20\\_cat-website/home/index\\_en.htm](http://www.catsg.org/catsgportal/cat-website/20_cat-website/home/index_en.htm)>
- CAU Caumul, R. & Polly, P.D. 2005. Phylogenetic and environmental components of morphological variation: skull, mandible, and molar shape in marmots (*Marmota*, Rodentia). *Evolution*, **59**, **11**: 2460-2472.
- CAY Cook, J.A., Anderson, S. & Yates, T.L. 1990. Notes on Bolivian mammals 6. The genus *Ctenomys* (Rodentia, Ctenomyidae) in the Highlands. *American Museum Novitates*, **2980**: 1-27.
- CHA Chapman, D. & Chapman, N. 1975. Fallow Deer: Their History, Distribution and Biology. *Terrence Dalton, Lavenham*: 1-271.
- CHI Musser, G.G. 1979 Results of the Archbold Expeditions. no. 102. the Species of *Chiropodomys*, Arboreal Mice of Indochina and the Malay Archipelago. *Bulletin of the American Museum Of Natural History* **162**, **6**: 377-445.
- CHP Bonvicino, C., Lemos, R.B. & Weksler, M. 2005. Small Mammals of Chapada dos Veadeiros National Park (Cerrado of Central Brazil): Ecologic, karyologic, and taxonomic considerations. *Brazilian Journal of Biology*, **65**, **3**: 395-406.
- CHR Rickart, E.A., Heaney, L.R., Goodman, S.M. & Jansa, S. 2005. Review of the Philippine genera *Chrotomys* and *Celaenomys* (Murinae) and description of a new species. *Journal of Mammalogy*, **86**, **2**: 415-428.
- COF Cofre, H. & Marquet, P.A. 1999. Conservation status, rarity, and geographic priorities for conservation of Chilean mammals: an assessment. *Biological Conservation*, **88**: 53-68.
- CON Barrière, P., Hutterer, R., Nicolas, V., Quérouil, S. & Colyn, M. 2005. Investigating the role of natural gallery forests outside the Congolese rainforest as a refuge for African forest shrews. *Belgian Journal of Zoology*, **135** (supplement): 21-29.
- COS Genoways, H.H. & Timm, R.M. 2005. Mammals of the Cosigüina Peninsula of Nicaragua. *Mastozoología Neotropical*, **12**, **2**: 153-179.
- COW Cooper, C.E. & Withers, P.C. 2008. Allometry of evaporative water loss in marsupials: implications of the effect of ambient relative humidity on the physiology of brushtail possums (*Trichosurus vulpecula*). *Journal of Experimental Biology*, **211**: 2759-2766.
- CR2 Carleton, M.D. & Arroyo-Cabrales, J. 2009. Review of the *Oryzomys couesi* Complex (Rodentia: Cricetidae: Sigmodontinae) in Western Mexico. *Bulletin American Museum of Natural History*, **331**: 94-127.
- CR3 Carleton, M.D. & Schaefer Byrne, E. 2006. The status of *Otomys orestes dollmani* Heller, 1912 (Muridae: Otomyinae), a rodent described from the Mathews Range, central Kenya. *Proceedings of the Biological Society of Washington*. **119**, **4**: 477-515.
- CR4 Carleton, M.D., Emmons, L.H. & Musser, G.G. 2009. A new species of the rodent genus *Oecomys* (Cricetidae: Sigmodontinae: Oryzomyini) from Eastern Bolivia, with emended definitions of *O. concolor* (Wagner) and *O. mamorae* (Thomas). *American Museum Novitates*, **3661**: 1-32.
- CRB Cortés, A., Rosenmann, M. & Bozinovic, F. 2000. Water economy in rodents: evaporative water loss and metabolic water production. *Revista Chilena de Historia Natural*, **73**, **2**: 311-321.
- CRC Silva, M.B. & Downing, J.A. 1995. CRC handbook of mammalian body masses. *CRC Press*: 1-359.
- CRI Crile, G. & Quiring, D.P. 1940. A record of the body weight and certain organ and gland weights of 3690 animals. *Ohio Journal of Science*, **40**, **5**: 219-259.
- CRL Carleton, M.D. & Lawlor, T.E. 2005. *Peromyscus* from Santa Catalina Island, Sea of Cortez, Mexico: taxonomic Identities and Biogeographic implications. *Journal of Mammalogy*, **86**, **4**: 814-825.
- CRO Sara, M. & Vitturi, R. 1996. *Crocidura* populations (Mammalia, Soricidae) from the Sicilian-Maltese insular area. *Hystrix, n.s.*, **8**, **1-2**: 121-132.
- CRT Carter, T.D. 1942. Three new mammals of the genera *Crocidura*, *Callosciurus* and *Pteromys* from Northern Burma. *American Museum Novitates*, **1208**: 1-2.

- CRU Rickart, E.A., Tabaranza, B.R., Heaney, L.R. & Balete, D.S. 1998. A review of the genera *Crunomys* and *Archboldomys* (Rodentia: Muridae: Murinae), with descriptions of two new species from the Philippines. *Fieldiana Zoology (n.s.)*, **89**: 1-24.
- CRY Woodman, N. 2005. Size Evolution in Goodwin's Small-eared Shrew, *Cryptotis goodwini* (Mammalia: Soricomorpha: Soricidae). *International Society of Shrew Biologists, Special Publication 1*: 125-138.
- CSA <<http://www.canids.org/species/index.htm>> , Canid Species Accounts, IUCN
- CVM <<http://smc.kisti.re.kr/animal/class/>>, China Virtual Museums
- DAM <http://www.damisela.com/zoo/mam/index.htm> <<http://www.damisela.com/zoo/mam/primates/cheirogaleidae/rufus/index.htm>>
- DAV Davis, D.D. 1958. Mammals of the Kelabit plateau, northern Sarawak. *Fieldiana, Zool.* 39: 119-147. <http://biostor.org/reference/1954>.
- DEP Deputte, B.L. 1992. Life history of captive Gray-Cheeked Mangabeys: Physical and sexual development. *International Journal of Primatology*, **13**, 5: 509-531.
- DIS <<http://www.discoverlife.org/20/q?search=Mammalia>>
- DON Donlan, C.J. 2008. On the ecology of invasive species, extinction, ecological history, and biodiversity conservation. *Thesis Cornell University*.
- DSM Darvish, J., Siahsarvie, R., Mirshamsi, O., Kayvanfar, N., Hashemi, N. & Shakib, F.S. 2006. Diversity of the Rodents of Northeastern Iran. *Iranian Journal of Animal Biosystematics*, **2**, 1: 57-76.
- DUA Durant, P. & Arellano, E.J. 2000. Ecological aspects of casiraguas or siringos *Proechimys* sp. (Rodentia: Hystricomorpha: Echimyidae) from the Bosque Caimital State of Barinas Venezuela. *Revista Ecologia Latinoamericana*, **6**, 3, 1: 1-132.
- DUM Dumont, E.R., Strait, S.G. & Friscia, A.R. 2000. Abderitid marsupials from the Miocene of Patagonia: An assessment of form, function, and evolution. *Journal Paleontology*, **74**, 6: 1161-1172.
- DUR Durden, L.A. & Musser, G.G. 1992. Sucking lice (Insecta, Anoplura) from indigenous Sulawesi Rodents: a new species of *Polyplax* from a montane shrew rat, and new information about *Polyplax wallacei* and *P. eropepli*. *American Museum Novitates*, **3052**: 1-19.
- EBR <<http://www.britannica.com/eb/topic-391631/article-9053639>>, Encyclopedia Britannica
- ECA <<http://ecologyasia.com/verts/mammals.htm>>
- EDG <<http://www.edgeofexistence.org/species/>>
- EFH EPA/600/R-93/187 1993. Wildlife Exposure factors Handbook, vol. 1. *United States Environmental Protection Agency, Office of Research and Development*.
- EGI Egi, N. 2001. Body mass estimates in extinct mammals from limb bone dimensions: the case of North American Hyaenodontids. *Palaeontology*, **44**, 3: 497-528.
- EGY Osborn, D.J. & Helmy, I. 1980. The contemporary land mammals of Egypt (Including Sinai). *Fieldiana Zoology, New Series*, **5**.
- EL2 Carleton, M.D. & Goodman, S.M. 2007. A new species of the *Eliurus majori* Complex (Rodentia: Muroidea: Nesomyidae) from South-central Madagascar, with remarks on emergent species groupings in the genus *Eliurus*. *American Museum Novitates*, **3547**: 1-21.
- ELI D'Elía, G., Ojeda, A.A., Mondaca, F. & Gallardo, M.H. 2006. New data of the long-clawed mouse *Pearsonomys annectens* (Cricetidae, Sigmodontinae) and additional comments on the distinctiveness of *Pearsonomys*. *Mammalian Biology*, **71**, 1: 39-51.
- EM2 Emmons, L.H. 1999. A new genus and species of Abrocomid Rodent from Peru (Rodentia: Abrocomidae) *American Museum Novitates*, **3279**: 1-14.
- EML Emmons, L.H., Leite, Y.L.R., Kock, D. & Costa, L.P. 2002. A review of the named forms of *Phyllomys* (Rodentia: Echimyidae) with the description of a new species from Coastal Brazil. *American Museum Novitates*, **3380**: 1-40.
- EMM Emmons, L.H. 1999. Two New Species of *Juscelinomys* (Rodentia: Muridae) from Bolivia. *American Museum Novitates*, **3280**: 1-15.
- EMP Emmons, L.H. & Patton, J.L. 2005. A new species of *Oryzomys* (Rodentia: Muridae) from eastern Bolivia. *American Museum Novitates*, **3478**: 1-26.
- EMS <<http://ark.cdlib.org/ark:/13030/kt1k4019fk/>>. Emmons, L.H., 1990. Neotropical rainforest mammals. – University of Chicago press: 1-281.

- EMT Emmons, L.H. 2000. *Tupai: A field study of Bornean treeshrews*. University of California Press.
- ENA <http://www.enature.com/fieldguides/intermediate.asp?curGroupID=5> <<http://www.enature.com/fieldguides/>>
- EOM MacDonald, (Ed.) 2006. The encyclopedia of mammals. *Oxford University Press*: 1-936.
- ESR <<http://esrpweb.csustan.edu/speciesprofiles/>>, endangered species recovery program California
- ESS Esselstyn, J.A. & Goodman, S.M. 2010. New species of shrew (Soricidae: Crocidura) from Sibuyan Island, Philippines. *Journal of Mammalogy*, **91**, 6:1467-1472.
- EVA Evans, A.R., Wilson, G.P., Fortelius, M. & Jernvall, J. 2007. High-level similarity of dentitions in carnivorans and rodents. *Nature*, **445**: 78-81.
- F&F [http://www.pnas.org\\_cgi\\_doi\\_10.1073\\_pnas.0901780106](http://www.pnas.org_cgi_doi_10.1073_pnas.0901780106) <[http://www.pnas.org\\_cgi\\_doi\\_10.1073\\_pnas.0901780106](http://www.pnas.org_cgi_doi_10.1073_pnas.0901780106)>. Finarelli, J.A. & J.J. Flynn, 2009. Brain-size evolution and sociality in Carnivora.
- FAO <<http://www.fao.org/inpho/content/compnd/text/ch03-01.htm>>
- FAR Fargo, R.J. & Laudenslayer, W.F. 1995. Morphological differences between two white-footed mice, *Peromyscus boylii* and *Peromyscus californicus*, in oak woodlands of Fresno County, California. *Transactions of the Western Section of the Wildlife Society*, **31**: 58-62.
- FEL Felizola Diniz-Filho, J.A. & Mundim Torres, N. 2002. Phylogenetic comparative methods and the geographic range size - body size relationship in new world terrestrial carnivora. *Evolutionary Ecology* **16**: 35-367.
- FER Ferro, L.I., Martínez, J.J. & Barquez, R.M. 2010. A new species of *Phyllotis* (Rodentia, Cricetidae, Sigmodontinae) from Tucumán province, Argentina. *Mammalian Biology*, **75**: 523-537.
- FFS Finarelli, J.A., Flynn, J.J. & Steppan, S. 2007. The evolution of encephalization in caniform carnivorans. *Evolution*, **61**, 7: 1758-1772.
- FL2 Flannery, T.F., Aplin, K., Groves, C. & Adams, M. 1989. Revision of the New Guinea murid genus *Mallomys* (Muridae: Rodentia), with descriptions of two new species from subalpine habitats. *Records of the Australian Museum* **41**, 1: 83-105.
- FOR Forero-Medina, G., Vieira, M.V., Grelle, C.E.V. & Almeida, P.J. 2009. Body size and extinction risk in Brazilian carnivores. *Biota Neotropica*, **9**, 2: 45-49.
- FRT Freitas, T.R.O. 2001. Tuco-tucos (Rodentia, Octodontidae) in Southern Brazil: *Ctenomys lami* spec. nov. separated from *C. minutus* Nehring 1887. *Studies on Neotropical Fauna and Environment*, **36**, 1: 1-8.
- FRY <[http://www.wildlife.state.nm.us/conservation/share\\_with\\_wildlife/documents/SwW07FryKey.pdf](http://www.wildlife.state.nm.us/conservation/share_with_wildlife/documents/SwW07FryKey.pdf)>. Frey, J.K., Key to the rodents of New Mexico.
- GAB O'Brien, C., McShea, W., Guimondou, S., Barrière, P., Carleton & M. 2006. Terrestrial Small Mammals Soricidae and Muridae) from Gamba Complex of Protected Areas, Gabon: Species Composition and Comparison of Sampling Techniques. *Bulletin of the Biological Society of Washington*, No. **12**: 353-363.
- GAC Gardner, A.L. & Carleton, M.D. 2009. A new species of *Reithrodontomys*, subgenus *Aporodon* (Cricetidae: Neotominae), from the highlands of Costa Rica, with comments on Costa Rican and Panamanian *Reithrodontomys*. *Bulletin of the American Museum of Natural History*, **331**: 157-182.
- GAR Gardner 2007. Mammals of South America, vol. 1. *University of Chicago Press*.
- GE2 Geiser, F. 2004. Metabolic rate and body temperature reduction during hibernation and daily torpor. *Annual Review of Physiology*, **66**: 239-274.
- GEI Geiser, F. & Baudinette, R.V. 1990. The relationship between body mass and rate of rewarming from hibernation and daily torpor in mammals. *Journal experimental Biology*, **151**: 349-359.
- GEN Gentile, R., Andrea, P.S. d' & Cerqueira, R. 1997. Home ranges of *Philander frenata* and *Akodon cursor* in a Brazilian Restinga (coastal shrubland). *Mastozoología Neotropical*, **4**, 2: 105-112.
- GER Kam, M., I.S. Khokhlova, A.A. Degen 1997. Granivory and plant selection by desert gerbils of different body size. *Ecology*, **78**: 2218-2229.
- GGB Garland, T., Geiser, F. & Baudinette, R.V. 1988. Comparative locomotor performance of marsupial and placental mammals. *Journal Zoology London*, **215**: 505-522.
- GGK Granjon, L., Ganem, G. & Ba, K. 1994. Water physiology and population dynamics in insular populations of *Mastomys huberti* (Rodentia, Muridae). *Polish Ecological Studies*, **20**, 3/4: 343-355 1994.

- GJA Goodman, S.M., Raheriarisena, M. & Jansa, S.A. 2009. A new species of *Eliurus* Milne Edwards, 1885 (Rodentia: Nesomyinae) from the Réserve Spéciale d'Ankarana, northern Madagascar. *Bonner zoologische Beiträge*, **56**, 3: 133-149.
- GLS Villa, L.J., Carey, A.B., Wilson, T.M. & Glos, K.E. 1999. Maturation and reproduction of northern flying squirrels in Pacific Northwest forests. *U.S. Department of Agriculture, Forest Service, Pacific Northwest Research Station*: 1-59.
- GLV Santos-Filho, M., da Silva, M.N.F., Costa, B.A., Bantel, C.G., Vieira, C.L.G., Silva, D.J. & Franco, A.M.R. (2007). New records of *Glironia venusta*, Thomas, 1912 (Mammalia, Didelphidae), from the Amazon and Paraguay basins, Brazil. *Mastozoología Neotropical*, **14**, 1:103-105, Mendoza. Documento on-line <[http://www.cricyt.edu.ar/mn/indice/pdf/14\\_1/santos-filho.pdf](http://www.cricyt.edu.ar/mn/indice/pdf/14_1/santos-filho.pdf)> ISSN 1666-0536.
- GLW Gliwicz, J. & Taylor, J.R.E. 2002. Comparing life histories of shrews and rodents. In: J. Gliwicz (ed.). *Theriology at the turn of a new century. Acta Theriologica*, **47**, Suppl. 1: 185-208.
- GOE Encarnación, F. & Heymann, E.W. 1998. Body mass of wild *Callimico goeldii*. *Folia Primatologica*, **69**, 6: 368-371.
- GOO Steven M. Goodman (Editor) 1999. A floral and faunal Inventory of the Reserve Naturelle Integrate d'Andohahela, Madagascar: with reference to elevational variation. *Fieldiana Zoology new series*, **94**: 1-297.
- GOR Gordon, C.L. 2003. A first look at estimating body size in dentally conservative marsupials. *Journal of Mammalian Evolution*, **10**, 1/2: 1-21.
- GOS Gorog, A.J., Sinaga, M.H. & Engstrom, M.D. 2004. Vicariance or dispersal? Historical biogeography of three Sunda shelf murine rodents (*Maxomys surifer*, *Leopoldamys sabanus* and *Maxomys whiteheadi*). *Biological Journal of the Linnean Society*, **81**: 91-109.
- GRA Díaz, M.M., Flores, D.A. & Barquez, R.M. 2004. A new species of gracile mouse opossum, genus *Gracilinanus* (Didelphimorphia: Didelphidae) from Argentina. *Journal of Mammalogy*, **83**, 3: 824-833.
- GRD Granjon, L. & Duplantier, J.-M. 2009. Les rongeurs de l'Afrique sahélo-soudanienne. *IRD éditions, Institut de Recherche pour le Développement, Publications Scientifiques Du Muséum. Collection Faune et Flore tropicales 43, Marseille, 2009.* <<http://www.mpl.ird.fr/ci/masto/infos/035a.pdf>><http://www.mpl.ird.fr/ci/masto/infos/035a.pdf>
- GRJ Granjon, L. 2005. Morphological and morphometrical analyses of three cryptic species of *Tatera Lataste*, 1882 (Rodentia: Muridae) from West Africa. *Belgian Journal Zoology*, **135** (Supplement): 97-102.
- GRR Goodman, S.M., Rakotondravony, D., Randriamanantsoa, H.N. & Rakotomalala-Razanahoera, M. 2005. A new species of rodent from the montane forest of central eastern Madagascar (Muridae: Nesomyinae: Voalavo). *Proceedings of the Biological Society of Washington*, **118**, 4: 863-873.
- GRV Groves, C.P. 2007. The taxonomic diversity of the Colobinae of Africa. *Journal of Anthropological Sciences*, **85**: 7-34.
- GRZ <[http://www.novelguide.com/a/discover/grze\\_12/grze\\_12\\_00774.html](http://www.novelguide.com/a/discover/grze_12/grze_12_00774.html)>. Grzimek's animal life encyclopedia. Thomson Gale 2004.
- GSO Goodman, S.M. & Soarimalala, V. 2005. A new species of *Macrotarsomys* (Rodentia: Muridae: Nesomyinae) from southwestern Madagascar. *Proceedings of the Biological Society of Washington*, **118**, 2: 450-464. 2005.
- GUC Guszta, R.W. & Campbell, K.L. 2004. Growth, development and maintenance of American water shrews (*Sorex palustris*) in captivity. *Mammal Study*, **29**: 65-72.
- GVB Goodman, S.M., Vasey, N. & Burney, D.A. 2006. The subfossil occurrence and paleoecological implications of *Macrotarsomys petteri* (Rodentia: Nesomyidae) in extreme southeastern Madagascar. *Comptes Rendus Palevol*, **5**: 953-962.
- GW1 Goodwin, G.G. 1932. Two new mammals from Guatemala. *American Museum Novitates*, **528**: 1-2.
- GW5 Goodwin, G.G. 1943. Four new rodents from Costa Rica. *American Museum Novitates*, **1227**: 1-4.
- GW6 Goodwin, G.G. 1945. Four new rodents from Costa Rica. *American Museum Novitates*, **1293**.
- GW7 Goodwin, G.G. 1945. Four new *Scotinomys* from Costa Rica. *American Museum Novitates*, **1279**: 1-4.

- GW8 Goodwin, G.G. 1961. The murine opossums (genus *Marmosa*) of the West Indies and, the description of a new subspecies of *Rhipidomys* from Little Tobago. *American Museum Novitates*, **2070**: 1-20.
- GW9 Goodwin, G.G. 1962. Descriptions of two new rodents from Tobago, the West Indies, and of *Zygodontomys brevicauda tobagi* Thomas. *American Museum Novitates*, **2096**: 1-9.
- GWG Goodwin, G.G. 1961. Flying Squirrels (*Glaucomys volans*) of Middle America. *American Museum Novitates*, **2059**: 1-22.
- GWI Goodwin, G.G. 1940. Mammals collected by the Legendre 1938 Iran Expedition. *American Museum Novitates*, **1082**: 1-17.
- GWK Goodwin, G.G. 1935. Mammals collected in Kazakstan, Central Asia, by the Morden-Graves North Asiatic Expedition: with the description of a new ground squirrel. *American Museum Novitates*, **769**: 1-15.
- GWR Goodwin, G.G. 1932. Three new *Reithrodontomys* and two new *Peromyscus* from Guatemala. *American Museum Novitates*, **560**: 1-5.
- GWS Goodwin, G.G. 1943. Two new squirrels from Costa Rica. *American Museum Novitates*, **1218**: 1-2.
- GWT Goodwin, G.G. 1955. New tree-climbing rats from Mexico and Colombia. *American Museum Novitates*, **1738**: 1-5.
- HA1 Hatt, R.T. 1934. Fourteen hitherto unrecognized African rodents. *American Museum Novitates*, **708**: 1-15.
- HA2 Hatt, R.T. 1940. Lagomorpha and Rodentia other than Sciuridae, Anomaluridae and Idiuridae, collected by the American Museum Congo Expedition. *Bulletin American Museum of Natural History*, **76**, **9**: 457-604.
- HAA Heaney, L.R. & Tabaranza, B.R. 2006. A new species of forest mouse, genus *Apomys* (Mammalia: Rodentia: Muridae), from Camiguin island, Philippines. *Fieldiana Zoology*, **106**: 14-27.
- HAP Happold, D.C.D. 1987. The mammals of Nigeria. *Clarendon Press, Oxford*: 1-402.
- HAT Heaney, L.R. & Timm, R.M. 1983. Systematics and Distribution of Shrews of the genus *Crociodura* (Mammalia: Insectivora) in Vietnam. *Proceedings. Biological Society Washington*, **96**, **1**: 115-120.
- HAY Hayssen, V. 2008. Patterns of body and tail length and body mass in Sciuridae. *Journal of Mammalogy*, **89**, **4**: 852-873.
- HE2 Hershkovitz, P. 1962. Evolution of Neotropical Cricetine Rodents (Muridae) with special reference to the Phyllotine group. *Fieldiana, Zoology* **46**: 1-524.
- HE3 Hershkovitz, P. 1993. A new Central Brazilian genus and species of sigmodontine rodent (Sigmodontinae) transitional between akodonts and oryzomyines, with a discussion of muroid molar morphology and evolution. *Fieldiana Zoology, n.s.*, **75**: 1-18.
- HE4 Hershkovitz, P. 1990. Mice of the *Akodon boliviensis* size class (Sigmodontinae, Cricetidae) with the description of two new species from Brazil. *Fieldiana: Zoology, n.s.*, **57**: 1-35.
- HE5 Hershkovitz, P. 1944. A systematic Review of the Neotropical water rats of the genus *Nectomys* (Cricetinae). *Miscellaneous Publications Museum of Zoology, University of Michigan*, **58**: 8-101.
- HEC Heaney, L.R., Tabaranza, B.R., Balete, D.S. & Rigertas, N. 2006. Synopsis and biogeography of the mammals of Camiguin Island, Philippines. *Fieldiana Zoology*, **106**: 28-48.
- HED Anderson, R.P. & Timm, R.M. 2006. A New Montane Species of Spiny Pocket Mouse (Rodentia: Heteromyidae: Heteromys) from Northwestern Costa Rica. *American Museum Novitates*, **3509**: 1-38.
- HEG Hernández Betancourt, S.F., López-Wilchis, R., Cimé Pool, J.A., MedinaPeralta. Área de actividad, S. & movimiento y organización social de *Heteromys gaumeri* Allen y Chapman 2003 (Rodentia: Heteromyidae) en una selva mediana subcaducifolia de Yucatán, México. *Acta Zoológica Mexicana (n.s.)*, **90**: 77-91.
- HEL Sumner, R., H. Burda, W.N. Chitaukali, J. Kubová 2003. Silvery mole-rats (*Heliophobius argenteocinereus*, Bathyergidae) change their burrow architecture seasonally. *Naturwissenschaften* **90**: 370-373.
- HEM Çolak, E., Yigit, N. & Özkurt, M.S. 1998. A Study on the Long-eared hedgehog, *Hemiechinus auritus* (Gmelin, 1770) (Mammalia: Insectivora) in Turkey. *Turkish Journal of Zoology*, **22**: 131-136.

- HEO Anderson, R.P. 2003. Taxonomy, distribution, and natural history of the genus *Heteromys* (Rodentia: Heteromyidae) in western Venezuela, with the description of a dwarf species from the peninsula de Paraguaná. *American Museum Novitates*, **3396**: 1-43.
- HER Hershkovitz, P. 1990. The Brazilian rodent genus *Thalpomys* (Sigmodontinae, Cricetidae) with a description of a new species. *Journal of Natural History*, **24**, **3**: 763-783.
- HET Anderson, R.P. & Jarrín-V., P. 2002. A new species of spiny pocket mouse (Heteromyidae: Heteromys) endemic to western Ecuador. *American Museum Novitates*, **3382**: 1-26.
- HEU Heusner, A.A. 1991. Size and power in mammals. *Journal of experimental Biology*, **160**: 25-54.
- HIC Hice, C.L. 2003. The non-volant mammals of the Estación Biológica Allpahuayo: assessment of the natural history and community ecology of a proposed reserve. *Thesis Texas Tech University*: 1-304.
- HIL Hill, J.E. & Carter, T.D. 1941. The mammals of Angola, Africa. *Bulletin American Museum of Natural History*, **78**: 1-211.
- HIN Hinojosa, F., Anderson, S. & Patton, J.L. 1987. Two new species of *Oxymycterus* (Rodentia) from Peru and Bolivia. *American Museum Novitates*, **2898**: 1-17.
- HKO Korn, H. 1987. Densities and biomasses of non-fossorial southern african savanna rodents during the dry season. *Oecologia*, **72**: 410-413.
- HKT Heaney, L.R., Tabaranza, B.R., Rickart, E.A., Balete, D.S. & Ingle, N.R. 2006. The Mammals of Mt. Kitanglad Nature Park, Mindanao, Philippines. *Fieldiana Zoology, Number 112*: 1-63.
- HLD Holden, M.E. 1996. Description of a new species of *Dryomys* (Rodentia, Myoxidae) from Balochistan, Pakistan, including morphological comparisons with *Dryomys laniger* Felten & Storch, 1968, and *D. nitedula* (Pallas, 1778). *Bonner zoologische Beiträge*, **46**, **1-4**: 111-131.
- HNB Haynie, M.L., Brant, J.G., Mccauley, L.R., Carrera, J.P., Revelez, M.A., Parish, D.A., Viteri, X., Jones, C. & Phillips, C.J. 2001. Investigations in a natural corridor between two national parks In Central Ecuador: Results from the Sowell Expedition, 2001. *Occasional Papers, Museum of Texas Tech University*, **263**: 1-16.
- HOM Anonymous 2005. An Initial assessment of the mammalian fauna of Parque Nacional 'El Cusuco' and El Paraiso Valley. <<http://www.opwall.com/Library/>>.
- HON Chung, K.P.S. & Corlett, R.T. 2006. Rodent diversity in a highly degraded tropical landscape: Hong Kong, South China. *Biodiversity and Conservation*, **15**: 4521-4532.
- HOP Hopkins, S.B. 2008. Reassessing the mass of exceptionally large rodents using toothrow length and area as Proxies for body mass. *Journal of Mammalogy*, **89**, **1**: 232-243.
- HOZ Holz, P. 2002. Restraint and anesthesia of possums (Diprotodontia: Burramyidae, Pseudocheiridae, Petauridae, Tarsipedidae, Acrobatidae) In: D. Heard (ed.) *Zoological Restraint and Anesthesia. International Veterinary Information Service (www.ivis.org), Ithaca, New York, USA*.
- HRS Hutterer, J. Riegert & Sedláček, O. 2009. A tiny new species of *Sylvisorex* (Mammalia: Soricidae) from the Bamenda Highlands, Cameroon. *Bonner zoologische Beiträge*, **56**, **3**: 151-157.
- HUH Hutterer, R. & Harrison, D.L. 1988. A new look at the shrews (Soricidae) of Arabia. *Bonner Zoologische Beiträge*, **39**, **1**: 59-72.
- HUU Lunde, D.P., Truong Son, N. & Musser, G.G. 2007. A survey of small mammals from Huu Lien Nature Reserve, Lang Son Province, Vietnam. *Mammal Study*, **32**: 155-168.
- HYA Astúa, D. 2007. Range extension and first Brazilian record of the rare *Hyladelphys kalinowskii* (Hershkovitz, 1992) (Didelphimorphia, Didelphidae). *Mammalia*, **2006**: 174-176.
- HYL Carleton, M.D., Kerbis Peterhans, J.C. & Stanley, W.T. 2006. Review of the *Hylomyscus denniae* group (Rodentia: Muridae) in eastern Africa, with comments on the generic allocation of *Epimys endorobae* Heller. *Proceedings of the Biological Society of Washington*, **119**, **2**: 293-325.
- IGC <<http://www.igcp.org/pdf/GoldenMonkeyfactsheet.pdf>> (International Gorilla Conservation Programme)
- IND <<http://www.indonesianfauna.com>>
- INO Inogwabini, B.I. & Ilambu Omari, 2002. Distribution, abundance, and biomass estimates for primates within Kahuzibiega Lowlands and adjacent forest in eastern DRC. *African Primates*, **6**, **1**: 35-42.
- IRI Iriarte-Díaz, J. 2002. Differential scaling of locomotor performance in small and large terrestrial mammals. *Journal of Experimental Biology*, **205**: 2897-2908.



- ISL Saavedra, B., Quiroz, D. & Iriarte, J. 2003. Past and present small mammals of Isla Mocha (Chile). *Mammalian Biology*, **68**, 6: 365-371.
- ITS <http://members.vienna.at/shrew/itsesAP95-cover.html#contents> <<http://members.vienna.at/shrew/itsesAP95-erinaceidae.html>> ITSES - Insectivore, Tree Shrew & Elephant Shrew Specialist Group
- IVI Evans, R.H. 2002. Raccoons and Relatives (Carnivora, Procyonidae). In: D. Heard (ed.) *Zoological Restraint and Anesthesia. International Veterinary Information Service (www.ivis.org)*, Ithaca, New York, USA.
- IWO <<http://www.iwokrama.org/mammals/index.html>>
- JAP <<http://members.aol.com/kazu0309/e-mammals.html>>
- JAY Jayat, J.P., Ortiz, P.E., Teta, P., Pardiñas, U.F.J. & Elía, G. d' 2006. Nuevas localidades Argentinas para algunos roedores sigmodontinos (Rodentia: Cricetidae). *Mastozoología Neotropical*, **13**, 1: 51-67.
- JCV Jofré, M.B. & Caviedes-Vidal, E. 2003. Seasonal changes in heat transfer in the small mammal *Calomys musculinus* (Rodentia, Muridae). The role of the skin. *Journal of Thermal Biology*, **28**: 141-147.
- JEB Jenkins, P.D. & Barnett, A. 1997. A new species of water mouse, of the genus *Chibchanomys* (Rodentia, Muridae, Sigmodontinae) from Ecuador. *Bulletin Natural History Museum London (Zool.)*, **63**, 2: 123-128.
- JER Vakhrusheva, G., Volodin, I., Ilchenko, O. & Pavlova, E. 1994. Keeping and breeding jerboas at Moscow Zoo. *International Zoo News*, **256**, **41**, 7: 20-28.
- JIW Jiang, X.L., Wang, Y.X. & Hoffman, R.S. 2003. A review of the systematics and distribution of Asiatic short-tailed shrews, genus *Blarinella* (Mammalia: Soricidae). *Mammalian Biology*, **68**: 193-204.
- JWH Janis, C.M. & Wilhelm, P.B. 1993. Were there mammalian pursuit predators in the Tertiary? Dances with wolf avatars. *Journal of Mammalian Evolution*, **1**, 2: 103-125. 1993.
- KAN <[http://www.ksr.ku.edu/libres/Mammals\\_of\\_Kansas/list.html](http://www.ksr.ku.edu/libres/Mammals_of_Kansas/list.html)> ,Mammals of Kansas
- KAW Kawada, S., Shinohara, A., Yasuda, M., Oda, S. & Liat, L.B. 2003. The mole of peninsular Malaysia: notes on its identification and ecology. *Mammal Study*, **28**: 73-77.
- KAZ Yigit, N., Demirsov, A., Karatas, A., Özkurt, S. & Colak, E. 2006. Notes on the mammals found in Kazdagi national park and its environs. *Turkish Journal Zoology*, **30**: 73-82.
- KEL Kelt, D.A. 1994. The natural history of small mammals from Aisen Region, southern Chile. *Revista Chilena de Historia Natural*, **67**: 183-207.
- KEN Canova, L. & Fasola, M. 2000. Small rodents along a ground-cover gradient in coastal Kenya. *Tropical Zoology*, **13**: 219-226.
- KIN Kingdon, J. 1971-82. East African Mammals: an atlas of evolution in Africa. *Academic Press, London New York*, **1**, **2A**.
- KIT Kitahara, E. 1995. Reproductive traits of captive Anderson's red-backed voles *Eothenomys andersoni* from the Kii Peninsula. *Journal Mammalian Society Japan* **20**, 2: 95-108.
- KNK Kaneko, Y., Nakata, K., Saitoh, T., Stenseth, N.C. & Bjørnstad, O.N. 1998. The biology of the vole *Clethrionomys rufocanus*: a review. *Researches on Population Ecology*, **40**: 21-37.
- KOU Kan Kouassi, S., Nicolas, V., Aniskine, V., Lalis, A., Cruaud, C., Couloux, A., Colyn, M., Dosso, M., Koivogui, L., Verheyen, E., Akoua-Koffi, C. & Denys, C. 2008. Taxonomy and biogeography of the African pygmy mice, subgenus *Nannomys* (Rodentia, Murinae, Mus) in Ivory Coast and Guinea (west Africa). *Mammalia*, **72**, 3: 237-252.
- KRF Krystufek, B. & Mozetic Francky, B. 2005. Mt. Hermon field mouse *Apodemus iconicus* is a member of the European mammal fauna. *Folia Zoologica*, **54**, 1/2: 69-74.
- KRY Krystufek, B. & Vohralík, V. 2005. Mammals of Turkey and Cyprus: Rodentia I: Sciuridae, Dipodidae, Gliridae, Arvicolinae. *Zalozba Annales, University Of Primorska, Science And Research Centre Koper*, **2005**: 1-292.
- LA3 Lavrenchenko, L.A. 2003. A contribution to the systematics of *Desmomys* Thomas, 1910 (Rodentia, Muridae) with the description of a new species. *Bonner Zoologische Beiträge* **50**, 4: 313-327.

- LAV Lavrenchenko, L.A., Verheyen, W.N. & Hulselmans, J. 1998. Systematic and distributional notes on the Lophuromys flavopunctatus Thomas, 1888 species-complex in Ethiopia (Muridae - Rodentia). *Bulletin de L'institut Royal des Sciences Naturelles de Belgique, Biologie*, **68**: 199-214.
- LAZ Lanzone, C., Novillo, A., Suárez, N.S. & Ojeda, R.A. 2007. Cytogenetics and redescription of Graomys (Rodentia, Sigmodontinae) from Chumbicha, Catamarca, Argentina. *Mastozoología Neotropical*, **14**, **2**: 249-255.
- LEI Leite, Y.L.R. 2003. Evolution and systematics of the Atlantic tree rats, genus Phyllomys (Rodentia, Echimyidae), with description of two new species. *University of California Publications in Zoology*, **132**: 1-118.
- LEK Lekagul, B. & McNeely, J.A. 1977. Mammals of Thailand. *Kurusapha Ladprao Press*: 1-758.
- LEM <[http://en.wikipedia.org/wiki/List\\_of\\_lemur\\_species](http://en.wikipedia.org/wiki/List_of_lemur_species)>
- LES Leite, R., da Silva, M.N.F. & Gardner, T.A. 2007. New records of Neusticomys oyapocki (Rodentia, Sigmodontinae) from a human-dominated forest landscape in Northeastern Brazilian Amazonia. *Mastozoología Neotropical*, **14**, **2**: 257-261.
- LIC <http://www.lioncrusher.com/animalinfo.asp> <<http://www.lioncrusher.com/animal.asp?animal=106>>
- LIN Lindenfors P. 2002. Sexually antagonistic selection on primate size. *Journal of Evolutionary Biology*, **15**, **4**: 595-607.
- LIO Vázquez Domínguez, E., Ceballos, G. & Piñero, D. 2002. Exploring the relation between genetic structure and habitat heterogeneity in the rodent Liomys pictus from Chamela, Jalisco. *Acta Zoológica Mexicana, n.s.*, **86**: 17-28.
- LNP Lunde, D.P. & Pacheco, V. 2003. Shrew opossums (Paucituberculata: Caenolestes) from the Huancabamba region of east Andean Peru. *Mammal Study* **28**: 145-148.
- LNZ Lanzone, C., Ojeda, R.A. & Gallardo, M.H. 2007. Integrative taxonomy, systematics and distribution of the genus Eligmodontia (Rodentia, Cricetidae, Sigmodontinae) in the temperate Monte Desert of Argentina. *Mammalian Biology*, **72**, **5**: 299-312.
- LOM <<http://www.biogeography.org/html/Resources/databases.html>>
- LON Reyes-Küppers, R. 2007. Ecology and Behaviour of the Southern River Otter Lontra provocax THOMAS 1908 in Chile. *Thesis Osnabrück*.
- LOR <[http://www.loris-conservation.org/database/identification\\_key/Genus\\_key.html](http://www.loris-conservation.org/database/identification_key/Genus_key.html)>
- LOV Lovegrove, B.G. 2003. The influence of climate on the basal metabolic rate of small mammals: a slow-fast metabolic continuum. *Journal Comparative Physiology, B*, **173**: 87-112.
- LOY Loyola, R.D., de Oliveira, G., Felizola Diniz-Filho, J.A. & Lewinsohn, T.M. 2008. Conservation of Neotropical carnivores under different prioritization scenarios: mapping species traits to minimize conservation conflicts. *Diversity and Distributions*, **14**: 949-960.
- LUN Luna, F. & Antinuchi, C.D. 2007. Energy and distribution in subterranean rodents: Sympatry between two species of the genus Ctenomys. *Comparative Biochemistry and Physiology, A*, **147**: 948-954.
- LUP Luna, L. & Patterson, B.D. 2003. A remarkable new mouse (Muridae: Sigmodontinae) from southeastern Peru: with comments on the affinities of Rhagomys rufescens (thomas, 1886). *Fiel-diana: Zoology, N.S.*, **101**: 1-24.
- LUT Wright, L., Olsson, A. & Kanchanasaka, B. 2008. A working review of the hairy-nosed otter (Lutra sumatrana). *IUCN Otter Specialist Group Bulletin*. **25**, **1**: 38-59.
- LWH Li, Y., Wu, Y., Harada, M., Lin, L.K. & Motokawa, M. 2008. Karyotypes of three rat Species (Mammalia: Rodentia: Muridae) from Hainan Island, China, and the valid specific status of Niviventer lotipes. *Zoological Science*, **25**: 686-692, Zoological Society of Japan.
- M&D Moreno, S. & Delibes, M. 1982. Notes on the Garden Dormouse (*Eliomys*, Rodentia, Gliridae) of Northern Morocco. *Säugetierkundliche Mitteilungen*, **30**: 212-215.
- M&F Morrow, H. & Fricke, C. 2004 Sexual selection and the risk of extinction in mammals. *Proceedings Royal Society London, B*, **271**: 2395-2401.
- MAD Garbutt, N. 1999. Mammals of Madagascar. *Pica Press, The Banks, Mountfield*: 1-320.
- MAI Maina, J.N., Maloiy, G.M.O. & Makanya, A.N. 1992. Morphology and morphometry of the lungs of two East African mole rats, Tachyoryctes splendens and Heterocephalus glaber (Mammalia, Rodentia). *Zoomorphology*, **112**: 167-179.

- MAR Marshall, J.T. 1977. A synopsis of Asian species of *Mus* (Rodentia, Muridae). *Bulletin of the American Museum of Natural History*, **158**, 3: 173-220.
- MDS Musser, G.G., Durden, L.A., Holden, M.E. & Light, J.E. 2010. Systematic review of endemic Sulawesi squirrels (Rodentia, Sciuridae), with descriptions of new species of associated sucking lice (Insecta, Anoplura), and phylogenetic and zoogeographic assessments of sciurid lice. *Bulletin of the American Museum of Natural History*, **339**: 1-260.
- MED Meiri, S. & Tamar, D. 2003. On the validity of Bergmann's rule. *Journal of Biogeography*, **30**: 331-35.
- MEI Meiri, S. 2004. Carnivore body size - aspects of geographic variation. *Thesis Tel-Aviv University* 2004: 1-100.
- MES Meiri, S., Simberloff, D. & Dayan, T. 2005. Insular Carnivore Biogeography: Island Area and Mammalian Optimal Body Size. *the American Naturalist*, **165**, 4: 505-513 + supplement.
- MEX Tellez-Giron, G., A. Mendoza-Duran, G. Ceballos 1997. Registros notables de mamíferos del Oeste de Mexico. *Revista Mexicana de Mastozoología*, **2**: 97-100.
- MGH Moradi Gharkheloo, M. & Kivan, E. 2003. A study on the morphology, karyology and distribution of *Ellobius Fisher*, 1814 (Mammalia: Rodentia) in Iran. *Turkish Journal Zoology*, **27**: 281-292.
- MGM <<http://library.zsl.org>>. Clark, E.L. & M. Javzansuren. Summary Conservation Action Plans for Mongolian Mammals. 96 pp.
- MIL Millien, V. 2008. The largest among the smallest: the body mass of the giant rodent *Josephoartigasia monesi*. *Proceedings Royal Society, B*, **275**: 1953-1955.
- MLJ Miljutin, A. 2008. Trends of specialisation in rodents: the five-toed jerboas, subfamily Allactaginae (Dipodoidea, Rodentia). *Acta Zoologica Lituanica*, **2008**, **18**, 4: 228-239.
- MNT Eisenberg, J.F. & Redford, K.H. 1989. Mammals of the Neotropics. *University of Chicago Press*.
- MOF Morrow, H. & Fricke, C. 2004 Sexual selection and the risk of extinction in mammals. *Proceedings Royal Society London, B*, **271**: 2395-2401.
- MOG Kawada, S., Shinohara, A., Kobayashi, S., Harada, M., Oda, S. & Lin, L. 2007. Revision of the mole genus *Mogera* (Mammalia: Lipotyphla: Talpidae) from Taiwan. *Systematics and Biodiversity* **5**, 2: 223-240.
- MOK Motokawa, M., Lin, L.-K. & Motokawa, J. 2003. Morphological comparison of Ryukyu mouse *Mus Caroli* (Rodentia: Muridae) populations from Okinawajima and Taiwan. *Zoological Studies* **42**, 2: 258-267.
- MOM Smith, F.A., Lyons, S.K., Morgan Ernest, S.K., Jones, K.E., Kauffman, D.M., Dayan, T., Marquet, P.A., Brown, J.H. & Haskell, J.P. 2003. Body mass of late Quaternary mammals. *Ecology* **84**, *Ecological Archives E084-093-metadata*: 1-15.
- MOR Morand, S., Hafner, M.S., Page, R.D.M. & Reed, D.L. 2000. Comparative body size relationships in pocket gophers and their chewing lice. *Biological Journal of the Linnean Society*, **70**: 239-249.
- MOS Aryal, A. 2005. Status and distribution of Himalayan Musk deer '*Moschus chrysogaster*' in Annapurna, Conservation Area of Manang district, Nepal. *Institute of Forestry & The Biodiversity Research and Training Forum (BRTF)*.
- MPH MacPhee, R.D.E. 1987. The Shrew Tenrecs of Madagascar: Systematic revision and Holocene distribution of *Microgale* (Tenrecidae, Insectivora). *American Museum Novitates*, **2889**: 1-45.
- MRG Morgan, E.S.K. 2003. Life history characteristics of placental non-volant mammals. *Ecology* **84**:3402 *Ecological Archives E084-093*.
- MSA <<http://www.science.smith.edu/departments/Biology/VHAYSEN/msi/>> , Mammalian species accounts, American Society of Mammalogists.
- MTP Mullin, S.K., Taylor, P.J. & Pillay, N. 2004. Skull size and shape of *Dasymys* (Rodentia, Muridae) from sub-Saharan Africa. *Mammalia*, **68**, 2/3: 185-220.
- MUC Musser, G.G. 1982. Results of the Archbold Expeditions. No. 110. *Crunomys* and the small-bodied shrew rats native to the Philippine Islands and Sulawesi (Celebes). *Bulletin of the American Museum of Natural History* **174**: 1-95.
- MUH Musser, G.G., Helgen, K.M. & Lunde, D.P. 2008. Systematic review of New Guinea *Leptomys* (Muridae, Murinae) with descriptions of two new species. *American Museum Novitates*, **3624**: 1-60.

- MUI Musser, G.G. 1981. Notes on systematics of Indo-malayan murid rodents, and descriptions of new genera and species from Ceylon, Sulawesi, and the Philippines. *Bulletin American Museum of Natural History*, **168**, 3: 225-334.
- MUN Musser, G.G. & Newcomb, C. 1983. Malaysian murids and the giant rat of Sumatra. *Bulletin of the American Museum of Natural History*, **174**, 4: 329-598.
- MUS Musser, G.G., Carleton, M.D., Brothers, E.M. & Gardner, A.L. 1998. Systematic studies of Oryzomyine rodents (Muridae, Sigmodontinae): Diagnoses and distributions of species formerly assigned to *Oryzomys* "capito". *Bulletin American Museum Natural History*, **236**: 1-376.
- MYO Saarela, S. & Hissa, R. 1993. Metabolism, thermogenesis and daily rhythm of body temperature in the wood lemming, *Myopus schisticolor*. *Journal of Comparative Physiology B*, **163**: 546-555.
- NAD Nadachowski, A. 2007. The taxonomic status of Schelkovnikov's pine vole *Microtus schelkovnikov* (Rodentia, Mammalia). *Acta Zoologica Cracoviensia*, **50A**, 1/2: 67-72.
- NAG Nagy, K.A. 2001. Food requirements of wild animals: predictive equations for free-living mammals, reptiles, and birds. *Nutrition Abstracts and Reviews, B*, **71**: 21R-31R.
- NAM [http://www.mnh.si.edu/mna/search\\_tree\\_flash.cfm](http://www.mnh.si.edu/mna/search_tree_flash.cfm) <[http://www.mnh.si.edu/mna/image\\_info.cfm?species\\_id=9](http://www.mnh.si.edu/mna/image_info.cfm?species_id=9)> (North American Mammals, Smithsonian Museum)
- NDO Kawalika, M. 2004. Rodents of Ndola (Copperbelt Province, Zambia). *Thesis Universität - Duisburg-Essen*.
- NE3 Smith, F.A., Matocq, M.D., Melendez, K.F., Ditto, A.M. & Kelly, P.A. 2000. How isolated are Pleistocene refugia? Results from a study on a relict woodrat population from the Mojave Desert, California. *Journal of Biogeography*, **27**, 2: 483-500.
- NE4 Dearing, M.D., Mclister, J.D. & Sorensen, J.S. 2005. Woodrat (*Neotoma*) herbivores maintain nitrogen balance on a low-nitrogen, high-phenolic forage, *Juniperus monosperma*. *Journal Comparative Physiology, B*, **175**: 349-355.
- NEO Smith, F.A. 1995. Scaling of Digestive Efficiency with Body Mass in *Neotoma*. *Functional Ecology*, **9**, 2: 299-305.
- NI3 Nicolas, V. & Colyn, M. 2006. Relative efficiency of three types of small mammal traps in an African rainforest. *Belgian Journal Zoology*, **136**, 1: 107-111.
- NIC Nicolas, V. & Colyn, M. 2007. Efficiency of fluorescent powder tracking for studying use of space by small mammals in an African rainforest. *African Journal Ecology*, **45**: 577-580.
- NIV Nicolas, V. & Colyn, M. 2006. Swimming Ability of 5 Species of African Rainforest Murid Rodents in Relation to Their Habitat Preferences. *Zoological Studies* **45**, 2: 264-268.
- NOO Novillo, A.A. & Ojeda, R. 2009. *Loxodontomys pikumche* (Rodentia, Cricetidae), a new species for Argentina. *Mastozoología Neotropical*, **16**, 1: 239-242.
- OAT Oates J.F., Davies, G. & Delson, E. 1994. The diversity of living Colobines. In: Davies, G. & J.F. Oates. *Colobine Monkeys: their ecology, behaviour and evolution*. Cambridge University Press: 45-73.
- OCH Schillaci, M.A. & Stallmann, R.R. 2005. Ontogeny and sexual dimorphism in booted macaques (*Macaca ochreata*). *Journal Zoology London*, **267**: 19-29.
- OJA <http://www.fao.org/docrep/t0750e/t0750e00.htm> <<http://www.fao.org/docrep/t0750e/t0750e0n.htm#TopOfPage>> , Ojasti, J., 1996. Wildlife utilization in Latin America: Current situation and prospects for sustainable manage <http://www.fao.org/docrep/t0750e/t0750e00.htm>>nt. *FAO Conservation Guides*, 25: 1-250.
- OKB Okie, J.G. & Brown, J.H. 2009. Niches, body sizes, and the disassembly of mammal communities on the Sunda Shelf islands. <[www.pnas.org/cgi/doi/10.1073/pnas.0901654106](http://www.pnas.org/cgi/doi/10.1073/pnas.0901654106)>.
- OLA Olayemi, A. & Akinpelu, A. 2008. Diversity and distribution of murid rodent populations between forest and derived savanna sites within south western Nigeria. *Biodiversity and Conservation*, **17**: 2411-2425; doi [10.1007/s10531-008-9389-1](https://doi.org/10.1007/s10531-008-9389-1).
- OLB Oliveira, J.A. de & Bonvicino, C.R. 2002. A new species of sigmodontine rodent from the Atlantic forest of eastern Brazil. *Acta Theriologica* **47**, 3: 307-322.
- OLI Olifiers, N., Vieira, M.V. & Grelle, C.E.V. 2004. Geographic range and body size in Neotropical marsupials. *Global Ecology and Biogeography*, **13**: 439-444.
- OLS Olson, T.R. & Nash, L.T. 2002. Galago (*Galagidae*) body measurements and museum collections data. *African Primates*, **6**, 1: 50-53.

- OS2 Osgood, W.H. 1915. New Mammals From Brazil And Peru. *Field Museum of Natural History, Zoology*, **10**, 13.
- OSG Osgood, W.H. 1914. Mammals of an expedition across Northern Peru. *Field Museum of Natural History, Zoology*, **10**, 12.
- OTS Oates, J.F., Whitesides, G.H., Davies, A.G.G., Waterman, P., Green, S.M., Dasilva, G.L. & Mole, S. 1990. Determinants of variation in tropical forest Primate biomass: New evidence from West Africa. *Ecology*, **71**, 1: 328-343.
- OZK Özkan, B., Yigit, N. & Çolak, E. 2003. A study on *Micromys minutus* (Pallas, 1771) (Mammalia: Rodentia) in Turkish Thrace. *Turkish Journal Zoology*, **27**: 55-60.
- PAC Pacheco, J., Ceballos, G., Daily, G.C., Ehrlich, P.R., Suzan, G., Rodriguez-Herrera, B. & Marce, E. 2007. Diversidad, historia natural y conservación de los mamíferos de San Vito de Coto Brus, Costa Rica. *Revista de Biología Tropical*, **54**, 1: 1-26.
- PAD Patton, J.L., Da Silva, M.N.F. & Malcolm, J.R. 2000. mammals of the Rio Juruá and the evolutionary and ecological diversification of Amazonia. *Bulletin American Museum of Natural History*, **244**: 1-306.
- PAN <<http://esapubs.org/archive/ecol/E090/184/>>
- PAN <<http://esapubs.org/archive/ecol/E090/184/metadata.htm>>
- PAN Jones, K. E., J. Bielby, M. Cardillo, S. A. Fritz, J. O'Dell, C. D. L. Orme, K. Safi et al. 2009. PanTHERIA: a species-level database of life history, ecology and geography of extant and recently extinct mammals. *Ecology* **90**: 2648.
- PAR <http://www.faunaparaguay.com/listmammals.html>. Smith, P., 2009: Fauna Paraguay Handbook of the Mammals of Paraguay Vol 1: Marsupialia <<http://www.faunaparaguay.com/mammalshb1.pdf>>
- PAR <<http://www.faunaparaguay.com/mammalshb2.pdf>>. Smith, P., 2009: Fauna Paraguay Handbook of the Mammals of Paraguay Vol 2: Xenarthra.
- PBG Poteaux, C., Busquet, N., Gouat, P., Katona, K. & Baudoin, C. 2008. Socio-genetic structure of mound-building mice, *Mus spicilegus*, in autumn and early spring. *Biological Journal of the Linnean Society*, **93**: 689-699.
- PBM Pearch, M.J., Bates, P.J.J. & Magin, C. 2001. A review of the small mammal fauna of Djibouti and the results of a recent survey. *Mammalia*, **65**, 3: 387-409.
- PDE Pardiñas, U.F.J., Elía, G. D', Cirignoli, S. & Suarez, P. 2005. A new species of *Akodon* (Rodentia, Cricetidae) from the Northern Campos grasslands of Argentina. *Journal of Mammalogy*, **86**, 3: 462-474.
- PE1 Peres, C.A. 1994. Which are the largest New World monkeys?. *Journal of Human Evolution*, **26**: 245-249.
- PE2 Peres, C.A. 1994. Primate responses to phenological changes in an Amazonian terra firme forest. *Biotropica*, **26**, 1: 98-112.
- PED Pereira, H.M. & Daily, G.C. 2006. Modeling biodiversity dynamics in countryside landscapes. *Ecology* **87**: 1877-1885.
- PER Pereira, R., Pereira, M.L., Ribeiro, R. & Gonçalves, F. 2006. Tissues and hair residues and histopathology in wild rats (*Rattus rattus* L.) and Algerian mice (*Mus spretus* Lataste) from an abandoned mine area (Southeast Portugal). *Environmental Pollution*, **139**: 561-575.
- PFL Lee, P.F. 1998. Body size comparison of two giant flying squirrel species in Taiwan. *Acta Zoologica Taiwanica* **9**, 1: 51-57.
- PHI Barrosa, C.S., Crouzeilles, R. & Fernandez, F.A.S. 2008. Reproduction of the opossums *Micoureus paraguayanus* and *Philander frenata* in a fragmented Atlantic Forest landscape in Brazil: Is seasonal reproduction a general rule for Neotropical marsupials?. *Mammalian Biology*, **73**: 463-467.
- PMS Thomas Püttker, Y. Meyer-Lucht, S. Sommer 2006. Movement distances of five rodent and two marsupial species in forest fragments of the coastal atlantic rainforest, Brazil. *Ecotropica* **12**: 131-139.
- POF Popowics, T.E. & Fortelius, M. 1997. On the cutting edge: Tooth blade sharpness in herbivorous and faunivorous mammals. *Annales Zoologica Fennici*, **34**: 73-88.
- PRI <<http://www.theprimata.com/>>

- PRO Provensal, M.C., Calderón, G.E., Chiappero, M.B., Gardenal, C.N., Polop, J.J. & Sabattini, M.S. 2005. Morphometric and allozymic characterization of *Necromys benefactus* populations in central Argentina. *Mastozoología Neotropical*, **12**, 2: 261-268.
- PTT Pattiselanno, F. 2007. Small mammals in the northern region of Papua, Indonesia. *FAO Tigerpaper*, **34**, 4: 16-19.
- PUL Ramírez Pulido, J., Castillo Morales, A., Salame Méndez, A. & Castro Campillo, A. 2004. Características morfológicas y morfométricas de cinco especies de *Cryptotis* (Mammalia: Soricomorpha). *Acta Zoológica Mexicana, (n.s.)*, **20**, 2: 9-37.
- PUR Fa, J.E. & Purvis, A. 1997. Body size, diet and population density in afro-tropical forest mammals: a comparison with neotropical species. *Journal of Animal Ecology*, **66**, 1: 98-112.
- QIL Li, J.S., Song, Y.L. & Zeng, Z.G. 2003. Elevational gradients of small mammal diversity on the northern slopes of Mt. Qilian, China. *Global Ecology & Biogeography*, **12**: 449-460.
- QUE Quérouil, S., Verheyen, E., Dillen, M. & Colyn, M. 2003. Patterns of diversification in two African forest shrews: *Sylvisorex johnstoni* and *Sylvisorex ollula* (Soricidae, Insectivora) in relation to paleo-environmental changes. *Molecular Phylogenetics and Evolution*, **28**: 24-37.
- RAK Rakotoarison, N., Zimmermann, H. & Zimmermann, E. 1996. Hairy-eared dwarf lemur (*Allocebus trichotis*) discovered in a highland rain forest of eastern Madagascar. *Biogéographie de Madagascar*, **1996** : 275-282.
- RAM Ramírez-Pulido, J., González-Ruiz, N. & Genoways, H.H. 2005. Carnivores from the Mexican state of Puebla: distribution, taxonomy, and conservation. *Mastozoología Neotropical*, **12**, 1: 37-52.
- RDT Rodríguez, V.A. & Theiler, G.R. 2007. Micromamíferos de la región de Comodoro Rivadavia (Chubut, Argentina). *Mastozoología Neotropical*, **14**, 1: 97-100.
- RIC Richter, T.A. 1997. Does the southern African ice rat (*Otomys sloggetti*) show morphological adaptation to cold? *Journal Zoology, London*, **242**: 384-387.
- RIH Richard-Hansen, C., Vié, J.C., Vidal, N. & Keravec, J. 1999. Body measurements on 40 species of mammals from French Guiana. *Journal of Zoology, London*, **247**: 419-428.
- RNP <<http://info.bio.sunysb.edu/rano.biodiv/>> Ranamafana National Park
- ROD <<http://www.rodent-info.net/>>
- RPS Ramm, S.A., Parker, G.A. & Stockley, P. 2005. Sperm competition and the evolution of male reproductive anatomy in rodents. *Proceedings Royal Society, B. Electronic Appendix*. <http://rspb.royal-societypublishing.org/content/suppl/2009/02/12/272.1566.949.DC1/PB050949supp.pdf>
- RRC <<http://www.rhinosourcecenter.com/species/javan-rhino/>>
- RSN [http://br.geocities.com/rsn\\_biodata/Data/Menu\\_taxonomia.htm](http://br.geocities.com/rsn_biodata/Data/Menu_taxonomia.htm) <[http://br.geocities.com/rsn\\_biodata/Data/Sciurus\\_aestuans.htm](http://br.geocities.com/rsn_biodata/Data/Sciurus_aestuans.htm)>
- SAA Sandoval, J. A. G. 2010. Mammalia, Rodentia, Sigmodontinae, *Abrothrix lanosus* (Thomas, 1897): Topotype, distribution, and new locality records for Chile. *Check List* 6,4: 383-386.<<http://www.checklist.org.br/getpdf?NGD109-10>>
- SAL Salazar-Bravo, J. & Yates, T.L. 2007. A new species of *Thomasomys* (Cricetidae: Sigmodontinae) from Central Bolivia. *University of California Publications in Zoology*, **134**: 747-774.
- SAR Nakagawa, M., Miguchi, H., Sato, K., Sakai, S. & Nakashizuka, T. 2007. Population dynamics of arboreal and terrestrial small mammals in a tropical rainforest, Sarawak, Malaysia. *The Raffles Bulletin of Zoology*, **55**, 2: 389-395.
- SAS Smithers, R.H.N. 1983. The mammals of the southern African subregion. *University of Pretoria*: 1-736.
- SAV Savage, V.M., Gillooly, J.F., Woodruff, W.H., West, G.B., Allen, A.P., Enquist, B.J. & Brown, J.H. 2004. The predominance of quarter-power scaling in biology. *Functional Ecology*, **18**: 257-282.
- SCH Schmidt, M. 2005. Hind limb proportions and kinematics: are small primates different from other small mammals?. *Journal of Experimental Biology*, **208**: 3367-3383.
- SCI <<http://www.scirecordbook.org/yucatan-gray-brown-brocket-deer/>>
- SCR Scrocchi, G., Fonollat, A.M.P. de & Salas, H.H. 1986. *Akodon andinus dolichonyx* (Philippi), (Rodentia, Cricetidae) en la provincia de Tucumán, Argentina. *Acta Zoológica Lilloana* **38**, 2: 113-118.

- SDZ <<http://www.iiasa.ac.at/~sendzim/MammalDataSets/>>
- SDZ (part) Sendzimir J. 2004. Patterns of landscape structure, mammal phylogeny and body size. In: S. Light (ed.), *The Role of Biodiversity Conservation in the Transition to Rural Sustainability. NATO Science Series: Science & Technology Policy*, 41. IOS Press, Amsterdam, Netherlands (c:\cenogram\sendzimir\Asian rain forest mamm.xls)
- SDZ\_AFR <<http://www.iiasa.ac.at/~sendzim/MammalDataSets/>>
- SDZ\_AFV <<http://www.iiasa.ac.at/~sendzim/MammalDataSets/>>
- SDZ\_ASRF <<http://www.iiasa.ac.at/~sendzim/MammalDataSets/>>
- SDZ\_BF <<http://www.iiasa.ac.at/~sendzim/MammalDataSets/>>
- SDZ\_CAC <<http://www.iiasa.ac.at/~sendzim/MammalDataSets/>>
- SDZ\_DDF <<http://www.iiasa.ac.at/~sendzim/MammalDataSets/>>
- SDZ\_KAL <<http://www.iiasa.ac.at/~sendzim/BiomeDataSets/>> rejected for errors
- SDZ\_LNR <<http://www.iiasa.ac.at/~sendzim/BiomeDataSets/>>
- SDZ\_MED <<http://www.iiasa.ac.at/~sendzim/MammalDataSets/>>
- SDZ\_NPR <<http://www.iiasa.ac.at/~sendzim/MammalDataSets/>>
- SDZ\_NRF <<http://www.iiasa.ac.at/~sendzim/MammalDataSets/>>
- SDZ\_NTF <<http://www.iiasa.ac.at/~sendzim/MammalDataSets/>>
- SDZ\_NWM <<http://www.iiasa.ac.at/~sendzim/MammalDataSets/>>
- SDZ\_SON <<http://www.iiasa.ac.at/~sendzim/BiomeDataSets/>>
- SDZ\_TD <<http://www.iiasa.ac.at/~sendzim/MammalDataSets/>>
- SDZ\_TMF <<http://www.iiasa.ac.at/~sendzim/MammalDataSets/>>
- SDZ\_TWF <<http://www.iiasa.ac.at/~sendzim/MammalDataSets/>>
- SDZ\_WS <<http://www.iiasa.ac.at/~sendzim/MammalDataSets/>>
- SER Helgen, K.M. 2003. A review of the rodent fauna of Seram, Moluccas, with the description of a new subspecies of mosaic-tailed rat, *Melomys rufescens paveli*. *Journal Zoology London*, **261**: 165-172.
- SHH Sang-Hoon Han, Satoshi Ohdachi & Hisashi Abe, 2000. New records of two *Sorex* species (Soricidae) from South Korea *Mammal Study*, **25**, 2: 141-144.
- SHR Parapanov, R., Nusslé, S. & Vogel, P. 2007. Cycle Length of Spermatogenesis in Shrews (Mammalia: Soricidae) with High and Low Metabolic Rates and Different Mating Systems. *Biology Of Reproduction* **76**: 833-840.
- SIE Sieg, A.E., O'Connor, M.P., McNair, J.N., Grant, B.W. & Agosta, S.J. 2009. Mammalian metabolic allometry: Do intraspecific variation, phylogeny, and regression models matter? *The American naturalist*, **174**, 5: 720-733.
- SIG Soriano, P.J. & Clulow, F.V. 1988. Efecto de las inundaciones estacionales sobre poblaciones de pequeños mamíferos en los llanos altos occidentales de Venezuela. *Ecotrópicos*, **1**, 1: 3-10.
- SIK <[http://docsfiles.com/pdf\\_sikkim\\_state\\_council\\_of\\_science\\_and\\_technology.html](http://docsfiles.com/pdf_sikkim_state_council_of_science_and_technology.html)>. Ajeya Jha, Research information. Indian Council for Agricultural Research.
- SIM Tenaza, R.R. & Fuentes, A. 1995. Monandrous social organization of pigtailed Langurs (*Simias concolor*) in the Pagai Islands, Indonesia. *International Journal of Primatology*, **16**, 2: 295-310.
- SLA Smith, F.A., Lyons, S.K, Morgan Ernest, S.K, Jones, K.E., Kaufman, D.M., Dayan, T., Marquet, P.A., Brown, J.H. & Haskell, J.P. 2003. Body mass of late Quaternary mammals. *Ecology*, **84**: 3403. *Ecological Archives* E084-094.
- SOW Heptner, V.G., Nasimovich, A.A. & Bannikov, A.G. 1966. Die Säugetiere der Sowjetunion. *Fischer, Jena*. 3 vols.
- SPA Hubalek, Z., Burda, H., Scharff, A., Heth, G., Nevo, E., Sumner, R., Pesko, J. & Zima, J. 2005. Emmonsiosis of subterranean rodents (Bathyergidae, Spalacidae) in Africa and Israel. *Medical Mycology*, **43**: 691-697.
- SRS Stanley, W.T., Rogers, M.A., Senzota, R.B.M., Mturi, F.A., Kihale, P.M. & Moehlman, P.D. 2007. Surveys of small mammals in Tarangire National Park, Tanzania. *Journal of East African Natural History*, **96**, 1: 47-71.
- SSH Shenbrot, G.I., Sokolov, V.E., Heptner, V.G. & Kovalskaya, Y.M. 2008. Jerboas. *Mammals of Russia and adjacent regions. Science Publishers, Enfield (NH) Jersey Plymouth*: 1-786.

- STE Stephenson, J.P. 1993. The small mammal fauna of Réserve Spéciale d'Analamazaotra, Madagascar: The effects of human disturbance on endemic species diversity. *Biodiversity and Conservation*, **2**: 603-615.
- STK Van der Straeten, E. & Kerbis Peterhans, J.C. 1999. Praomys degraaffi, a new species of Muridae (Mammalia) from central Africa. *South African Journal of Zoology*, **34**, **2**: 80-90.
- STU Stuart, C. & Stuart, T. 1988. Field guide to the mammals of southern Africa. *New Holland Publishers, London*: 1-272.
- SUW <http://www.suwanneeriverranch.com/aoudad.htm>
- TA2 Taraborelli, P., Corbalán, V. & Giannoni, S. 2003. locomotion and escape modes in rodents of the Monte Desert (Argentina). *Ethology*, **109**: 475-485.
- TAD Fang, Y.P. & Lee, L.L. 2002. Re-evaluation of the Taiwanese white-toothed shrew, *Crociodura taddae* Tokuda and Kano, 1936 (Insectivora: Soricidae) from Taiwan and two offshore islands. *Journal Zoology London*, **257**: 145-154.
- TAH Tamura, N. & Hayashi, F. 2008. Geographic variation in walnut seed size correlates with hoarding behaviour of two rodent species. *Ecological Research*, **23**: 607-614.
- TAI Yu, H.T. & Lin, Y.S. 1999. Age, Reproduction, and Demography of the Spiny Rat (Muridae: *Niviventer coxingi*) in Subtropical Central Taiwan. *Zoological Studies* **38**, **2**: 153-163.
- TAN <[http://www.fieldmuseum.org/tanzania/Species\\_Home.asp](http://www.fieldmuseum.org/tanzania/Species_Home.asp)>, (repeated data errors?)
- TAR Taraborelli, P., Sassi, P. & Giannoni, S.M. 2007. Registro morfo-ecológico de *Microcavia australis* (Caviidae, Rodentia) en la Puna de la Provincia de San Juan, Argentina. *Mastozoología Neotropical*, **14**, **1**: 107-112.
- TAW <http://mammal.biota.biodiv.tw/taxa>. Lin, L.K., 2011. Taxon Pages, Mammal Fauna of Taiwan [30-03-2012]
- TAY Lunde, D.P., Musser, G.G. & Truong Son, N. 2003. A survey of small mammals from Mt. Tay Con Linh II, Vietnam, with the description of a new species of *Chodsigoa* (Insectivora: Soricidae). *Mammal Study*, **28**: 31-46.
- TDS Tinnin, D.S., Dunnun, J.L. & Salazar-Bravo, J. 2002. Contributions to the Mammalogy of Mongolia, with a Checklist of Species for the Country. *Special Publication Museum of Southwestern Biology, University Nebraska, Lincoln*, **6**: 1-38.
- TEX <<http://www.nslr.ttu.edu/tmot1/contents.htm>>
- THA <http://ebookbrowse.com/onep-v14-04-rep-pdf-d310351551>. Anonymous.
- THN Meyer J. 2004. The impact of habitat structures on some small rodents in the Kalahari Thornveld (South Africa). *Thesis Philipps-Universität Marburg*.
- THY Paula Carmignotto, A. & Monfort, T. 2006. Taxonomy and distribution of the Brazilian species of *Thylamys* (Didelphimorphia: Didelphidae). *Mammalia*, **2006**: 126-144.
- TMS <http://www.abdn.ac.uk/mammal/facts.shtml> <<http://www.abdn.ac.uk/mammal/hedgehog.shtml>>, The Mammal Society
- TNR <<http://www.anhs.com.au/mammals.htm>> (Thylogale Nature Refuge)
- TOU Tourmente, M., Gomendio, M. & Roldan, E.R.S. 2011. Sperm competition and the evolution of sperm design in mammals. *Evolutionary Biology*, **11**: 1-12.
- TOW Townsend, C.H. 1912. Mammals collected by the 'Albatross' expedition in Lower California in 1911, with descriptions of new species. *Bulletin of the American Museum of Natural History*, **31**, **13**: 117-130.
- TRH Manh Ha, N. 2006. Some observations on the Hatinh langur, *Trachypithecus laotum hatinhensis* (Dao, 1970), in North Central Vietnam. *Primate Conservation*, **21**: 149-154.
- TRI Schulz, M. 2004. National Recovery Plan for the Christmas Island Shrew *Crociodura attenuata trichura*. *Department of the Environment and Heritage, Canberra*.
- UBI <http://darnis.inbio.ac.cr/ubica/default.html> <<http://www.darnis.inbio.ac.cr/ubica/default.html>>. UBI de mamíferos de Centroamerica.
- UED Ueda, H. & Takatsuki, S. 2005. Sexual dimorphism of *Apodemus speciosus* in wild populations. *Mammal Study*, **30**: 65-68, the Mammalogical Society of Japan Short communication.
- UNG <<http://www.ultimateungulate.com/ungulates.html>>



- VAS Vassallo, A.I. & Echeverría, A.I. 2009. Evolution of brain size in a highly diversifying lineage of subterranean rodent genus *Ctenomys* (Caviomorpha: Ctenomyidae). *Brain Behaviour Evolution*, **73**: 138-149.
- VIE Sterling, E.J., Hurley, M.M. & Minh, L.D. 2006. Vietnam: A Natural History; with illustrations by J.A. Powzyk *Yale University Press*.
- VIL Villalpando, G., Vargas, J. & Salazar-Bravo, J. 2006. First record of Rhagomys (Mammalia: Sigmodontinae) in Bolivia. *Mastozoología Neotropical*, **13**, **1**: 143-149.
- VIV Vivar, E., Pacheco, V. & Valqui, M. 1997. A new species of *Cryptotis* (Insectivora: Soricidae) from Northern Peru. *American Museum Novitates*, **3202**: 1-15.
- VLJ Voss, R.S., Lunde, D.P. & Jansa, S.A. 2005. On the contents of Gracilinanus Gardner and Creighton, 1989, with the description of a previously unrecognized clade of small didelphid marsupials. *American Museum Novitates*, **3482**: 1-34.
- VOL Voss, R.S., Lunde, D.P. & Simmons, N.B. 2001. the mammals of Paracou, French Guiana: a Neotropical Lowland Rainforest Fauna Part 2. Nonvolant species. *Bulletin of the American Museum of Natural History*, **263**: 1-236.
- VOS Voss, R.S. 2003. A new species of *Thomasomys* (Rodentia: Muridae) from Eastern Ecuador, with remarks on mammalian diversity and biogeography in the Cordillera Oriental. *American Museum Novitates*, **3421**: 1-48.
- VOT Voss, R.S., Tarifa, T. & Yensen, E. 2004. An introduction to *Marmosops* (Marsupialia, Didelphidae), with the description of a new species from Bolivia and notes on the taxonomy and distribution of other Bolivian forms. *American Museum Novitates*, **3466**: 1-40.
- VSI Voss, R.S. & da Silva, M.N.F. 2001. Revisionary Notes on Neotropical Porcupines (Rodentia: Erethizontidae). 2. A review of the *Coendou vestitus* Group with descriptions of two new species from Amazonia. *American Museum Novitates*, **3351**: 24-32.
- WAP Wang, D.H., Pei, Y.X., Yang, J.C. & Wang, Z.W. 2003. Digestive tract morphology and food habits in six species of rodents. *Folia Zoologica*, **52**, **1**: 51-55.
- WAZ <[http://www.waza.org/virtualzoo/species\\_list.php?list=scient\\_name&choose=mammals](http://www.waza.org/virtualzoo/species_list.php?list=scient_name&choose=mammals)>
- WAZ Jacquier, M., Aarhaug, P., Arnemo, J.M., Bauer, H. & Enriquez, B. 2006. Reversible Immobilization of Free-ranging African Lions (*Panthera leo*) with Medetomidine-tiletamine-zolazepam and Atipamezole. *Journal of Wildlife Diseases*, **42**, **2**: 432-436.
- WEB Webb, P.I. & Skinner, J.D. 1994. The dormice (Myoxidae) of Southern Africa. *Hystrix, n.s.*, **6**, **1-2**: 287-293.
- WEI Weisbecker, V. & Schmid, S. 2007. Autopodial skeletal diversity in hystricognath rodents: Functional and phylogenetic aspects. *Mammalian Biology*, **72**, **1**: 27-44.
- WHI Whitaker, J.O. & Hamilton, W.J. 1998. Mammals of the Eastern United States. *Cornell University press*: 1-583.
- WIK [http://en.wikipedia.org/wiki/Main\\_Page](http://en.wikipedia.org/wiki/Main_Page)
- WIL Wilson, W.H. 1904. The physiological action of scorpion venom. *Proceedings of the Physiological Society*, **31**: 49-58.
- WIS Long, C.A. 2008. The wild mammals of Wisconsin. *Museum of Natural History, University of Wisconsin-Stevens Point, Publication* **56**: 1-544.
- WLK Nowak, R.M. 1999. Walker's Mammals of the World. *Johns Hopkins University Press, Baltimore*: 1-2015.
- WLS Wells, K., Pfeiffer, M., Lakim, M.B. & Kalko, E.K.V. 2006. Movement trajectories and habitat partitioning of small mammals in logged and unlogged rain forests on Borneo. *Journal of Animal Ecology*, **2006**: 1-12.
- WMM Schwartz, C.W. & Schwartz, E.R. 2001. The wild mammals of Missouri. *University of Missouri Press, 2nd ed.*: 1-368.
- WOL Woolley, P.A. 2005. Revision of the Three-striped Dasyures, Genus *Myoictis* (Marsupialia: Dasyuridae), of New Guinea, With description of a new Species. *Records of the Australian Museum*, **57**: 321-340.
- WOM Woodman, N. 2003. A new small-eared shrew of the *Cryptotis nigrescens*-group from Colombia (Mammalia: Soricomorpha: Soricidae). *Proceedings of the Biological Society of Washington*, **116**, **4**: 853-872.

- WOO Woodman, N. 2000. *Cryptotis merriami* Choate in Costa Rica: Syntopy with *Cryptotis nigrescens* (Allen) and possible character displacement (Mammalia: Insectivora). *Caribbean Journal of Science*, **36**, 3-4: 289-299.
- WWF <[http://www.panda.org/about\\_wwf/where\\_we\\_work/asia\\_pacific/our\\_solutions/greatermekong/area/species/mammals/index.cfm](http://www.panda.org/about_wwf/where_we_work/asia_pacific/our_solutions/greatermekong/area/species/mammals/index.cfm)> (seen 25-02-2008)
- YAZ Yanming Zhang 2007. Chapter 17. The biology and ecology of Plateau Zokors (*Eospalax fontanierii*). In: Begall, S., H. Burda & C.E. Schleich (Eds.), *Subterranean rodents: News from Underground*. *Springer*, 398 pp.: 237-249.
- YIC Yigit, N. & Çolak, E. 1998. A new subspecies of *Meriones tristrami* Thomas, 1892 (Rodentia: Gerbillinae) from Kilis (southeastern Turkey): *Meriones tristrami kilisensis* subsp. n. *Turkish Journal of Zoology*, **22**: 99-103.
- ZIP <[http://zipcodezoo.com/Animals/H/Herpestes\\_javanicus.asp](http://zipcodezoo.com/Animals/H/Herpestes_javanicus.asp)>
- ZOO <<http://nationalzoo.si.edu/Animals/>>

### Note

Appendix 8 (a+b) is available digitally at the *Scripta Geologica* website.