

ON MALAYAN TENDIPEDINAE I

BY

G. KRUSEMAN JR.

Zoological Museum, Amsterdam
(12th Communication on Tendipedidae)

In the Zoological Museum at Amsterdam is a small collection of Tendipedidae from the Netherlands Indies. This paper deals with specimens collected in Java and Sumatra.

TENDIPES JAVANICUS Kieff.

There are many specimens of this species in the Zoological Museum. But with a few exceptions they differ in colour from the specimens described by KIEFFER and JOHANNSEN. The colour is yellow, scutelstripes and scutellum vittate, abdomen with a brown spot on each tergite. Only some just emerged specimens, in which the heads are shrunk, are bright green without dark spots on the abdomen. Hypopygium, tarsus, A.R. and L.R. are exactly as described by KIEFFER and JOHANNSEN. I think the specimens of these authors were perhaps somewhat immature. Palpi see fig. 1; antennae of ♀ see fig. 2.

Java: Semarang 6 ♂♂ and 3 ♀♀ leg. E. JACOBSON; Batavia 22. IX. 1936 leg. J. WESTENBERG (1 ♂); Tjilengsar 16—19 VI 1937 leg. J. WESTENBERG many ♂♂ and ♀♀.

TENDIPES COSTATUS Joh.

Joints of palpi see fig. 3; antennae of ♀ see fig. 4.

Semarang leg. E. JACOBSON 5 ♂♂ and 5 ♀♀.

SUBGENERA CRYPTOCHIRONOMUS, PARACHIRONOMUS AND HARNISCHIA.

From the Oriental region the males of the following species, belonging to the group of subgenera with reduced appendages, are known:

<i>T. Cryptochironomus javae</i> Kieff. 1924	A.R. 2,5	L.R. 1,8
— <i>apicalis</i> Kieff. 1924	A.R. ?	L.R. ?
— <i>polius</i> Kieff. 1911	A.R. nearly 2	L.R. 2
— <i>nudiforceps</i> Kieff. 1922/23	A.R. 2,5	L.R. 1,75
— <i>distractus</i> Joh. 1932	A.R. 1,5	L.R. 1,8
<i>T. Parachironomus lacteipennis</i> Kieff. 1921	A.R. 2	L.R. nearly 2
— <i>chlorostolus</i> Kieff. 1912	A.R. 2,5	L.R. 1,3
— <i>viridiclava</i> Kieff. 1922/23	A.R. 2	L.R. 1,5
— <i>primitivus</i> Joh. 1932	A.R. over 1,8	L.R. 1,67

<i>T. Harnischia Westenbergi</i> nov. sp.	A.R. 2	L.R. 2,7
<i>T. Subg. ? atrophus</i> Kieff. 1913	A.R. 3	L.R. 2
— <i>orissae</i> Kieff. 1913	A.R. 2 à 3	L.R. 2

Tendipes viridiclava Kieff. and *T. primitivus* Joh. are probably very nearly related. It is possible, that they will prove to be conspecific.

KEY TO THE ORIENTAL SPECIES

- 1 Fore tarsi with a beard; A.R. 3; L.R. 2; Hypopygium vid. fig. 5
atrophus Kieff.
- Fore tarsi without a beard 2
- 2 Dististyles straight and pointed 3
- Dististyles differently formed 4
- 3 A.R. 2 à 3; L.R. 2; dististyles 5× longer than broad . . . *orissae* Kieff.
- A.R. nearly 2; L.R. 2; Hypopygium vid. fig. 7 *polius* Kieff.
- A.R. 2,5; L.R. 1,75; Hypopygium as in *T imberbipes* Kieff.
nudiforceps Kieff.
- 4 Appendages 1 and 2 well developed, vid. fig. 6; A.R. 2,5 L.R. 1,3
chlorostolus Kieff.
- Appendages 1 ^{and}/_{or} 2 smaller or absent 5
- 5 Dististyles on the inner side with a hump. Hypopygium vid. fig. 8 . . . 6
- Dististyles without a hump 7
- 6 F-cu scarcely before rm; A.R. 2; L.R. 1,5 *viridiclava* Kieff.
- F-cu distinctly before rm; A.R. more than 1,8; L.R. 1,67 . . . *primitivus* Joh.
- 7 Dististyles short and thick, scarcely narrowed at tip; A.R. 2,5 *javae* Kieff.
- Dististyles differently formed 8
- 8 Appendages 1 and 2 absent, vid. fig. 10 *Westenbergi* nov. spec.
- Appendage 1 small and rod-like; ap. 2 absent *lacteipennis* Kieff.
- Appendage 1 bilobed; ap. 2 very much reduced *apicalis* Kieff.
- There is only one hairy appendage (ap. 2?) vid. fig. 9. . . . *distractus* Joh.

TENDIPES (PARACHIR.) PRIMITIVUS Joh.

Semarang II—III 1906 1 ♂ leg E. JACOBSON.

TENDIPES (HARNISCHIA) WESTENBERGI nov. spec.

A.R. 2; L.R. 2,7. Green, scutelstripes and scutellum vittate. Legs pale, base of metatarsus whitish, last joint of the middle tarsus dark, palpes dark brown, probably the last joint very short, but in the holotype not well preserved. Hypopygium fig. 10. There is no visible separation between basistylus and dististylus. Appendages absent.

Holotype 1 ♂; Tjilengsar, West Java, 16—19 VI 1937 leg. J. WESTENBERG; in my collection.

POLYPEDILUM PULCHRIPES de Meij. (*Chironomus pulchripes* de Meij.)

To Prof. de MEIJERE's description of *Chironomus pulchripes*-some details,

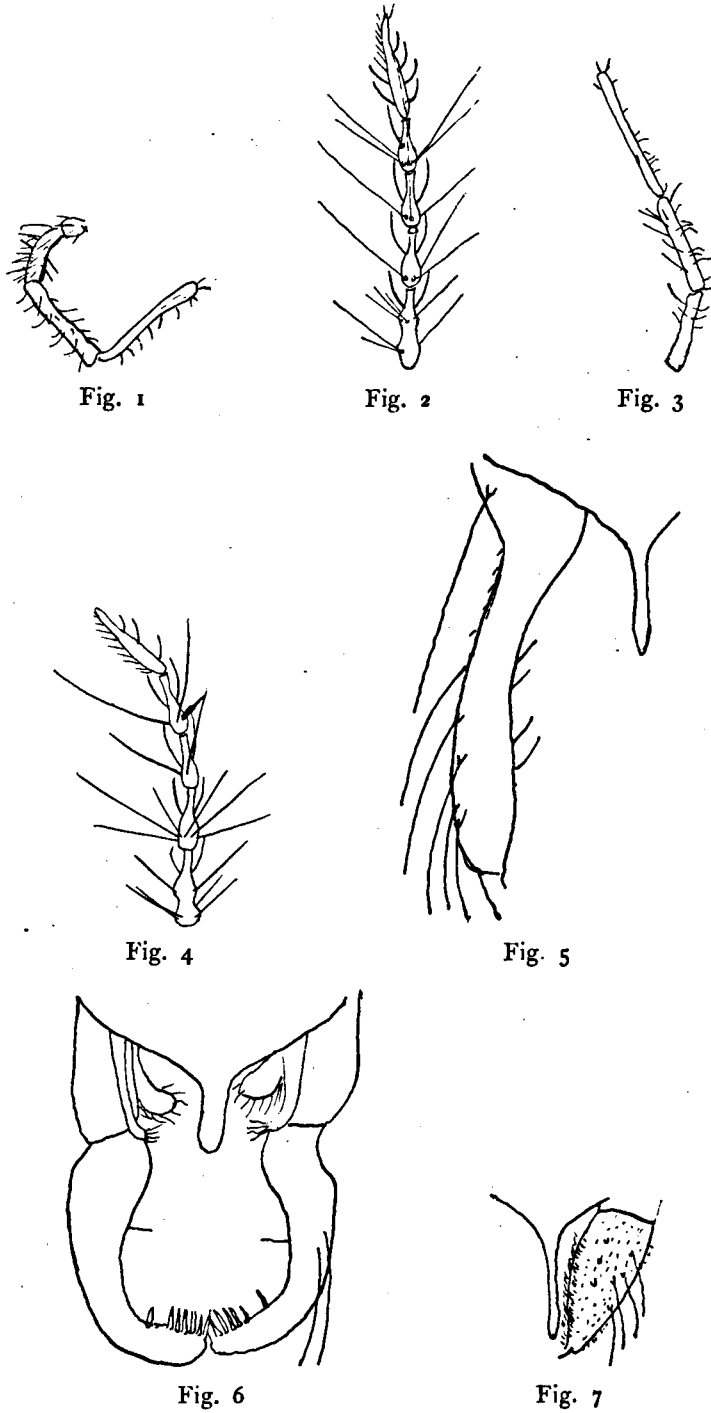


Fig. 1—2 *T. javanicus* Kieff. palpus and ♀ antenna; fig. 3—4 *T. costatus* Joh. palpus and ♀ antenna; fig. 5 *T. atrophus* Kieff.; fig. 6 *T. chlorostolus* Kieff.; fig. 7 *T. polius* Kieff. (Figs. 5, 6, 7 copied from Kieffer).



Fig. 8



Fig. 9

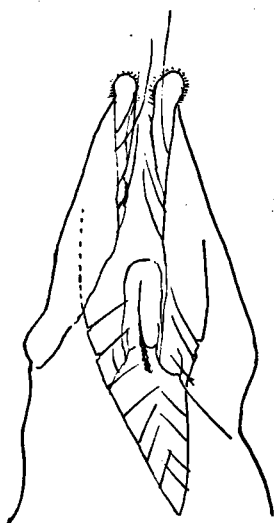


Fig. 10

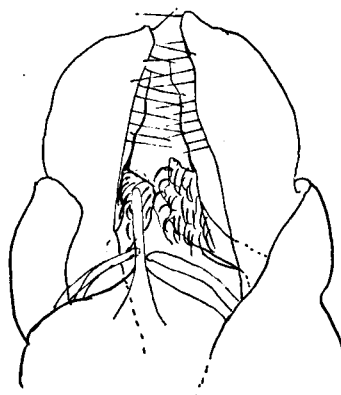


Fig. 11

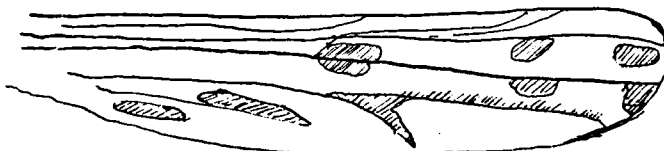


Fig. 12

Fig. 8 *T. primitivus* Joh.; fig. 9 *T. distractus* Joh.; fig. 10 *T. Westenbergi* nov. spec.; fig. 11—12 *P. javanum* nov. spec. Hypopygium and wing (Figs. 8—9 copied from Johannsen).

necessary to determine the systematic position of this conspicuous species, should be added:

Small comb of hind tibiae with a spur; large comb unarmed. Palpes consist of four joints; scutum without hump in the middle; An slightly curved downward near tip; F-cu before rm; A.R. 1,1; L.R. 0,8—0,9; distance between the eyes slightly less than half the eye-length. Pulvilli have the normal form (vide EDWARDS 1929 page 401).

Length 6,5 mm; wing 4,7 mm, iridescent, veins ♂♂ yellowish, in ♀ brown; rm dark brown; halteres with a dark knob.

Sumatra: Sandaran agung VII 1915 2 ♂♂ and VIII 1915 ♂ and ♀ leg. E. JACOBSON.

POLYPEDILUM JAVANUM nov. spec.

♂. Dark brown species, mesonotum slightly prunose; legs pale, fore and middle femora darker; last joints of all tarsi brown, fore tarsi with slight beard. Hypopygium brown; vid. fig. 11. A.R. about 3,4; L.R. 1,4. Wings with 9 iridescent spots; vid. fig. 12.

♀. Quite the same in colour. The joints 3—5 of the antennae bottle-shaped, 2nd joint not attenuated in the middle.

This species differs from *P. ceylanicus* Kieff. by the bottle-shaped joints of the ♀ antennae, in *P. ceylanicus* they are "fusiforme".

P. pelostolum Kieff. can be distinguished from *P. javanum* by the A.R. 2,5 and the leg ratio "vorderer Metatarsus etwas länger als die Tibia".

P. javanum can be placed in Johannsen's key under 7. Legs pale, fore and middle femora darker, last 2 joints of the tarsi brown. A.R. 3,4. Holotype ♂, allotype ♀: Java Tjilengsar 16—19 VI 1936 leg J. WESTENBERG.