

## NOTE XIII.

A NEW SPECIES OF THE LONGICORN GENUS  
PACHYTERIA, SERV.

DESCRIBED BY

C. RITSEMA Cz.

*Pachyteria Vandepolli*, nov. spec. ♀.

A small species which is allied to *Pachyteria parallela* Rits. (Notes Leyd. Mus. 1881. p. 36).

Length 19 mm.; breadth at the shoulders 5 mm. — The head, the prothorax and the scutellum bright metallic green; the smaller basal half of the elytra ochreous, with faint purplish tinges, the greater apical half dark bluish green, brighter towards the apex, and provided just before its middle with a slightly waved, narrow, transverse, ochreous band which touches neither the sutural nor the outer margins; the two basal joints and the basal third of the 3rd joint of the antennae black, the remaining joints ochreous; the meso- and the metasternum as well as the legs and the abdomen violaceous blue, the latter tinted with green. The vertex of the head, a transverse band and a semi-circular spot on the pronotum, and the dark coloured part of the elytra densely covered with a very short black pubescence, which is however sparser on the apex of the elytra; the anterior tarsi brown and as well as the inside of the tibiae of the same pair of legs covered with a pale glittering pubescence. The undersurface of the body covered with a silvery pile forming bands across the hind margin of the four basal abdominal segments.

The inter-antennary ridge, which is divided by a deep

Notes from the Leyden Museum, Vol. XI.

but very narrow groove, and the vertex of the head opaque in consequence of a very dense though fine sculpture; the clypeus smooth and impunctate along the middle, provided with large punctures at the sides; the mandibles on the outside and the space between the eyes and mandibles sparsely punctured; the punctures beyond the eyes placed between longitudinal wrinkles; the undersurface of the head transversely wrinkled. The antennae rather short and thick, not quite reaching the narrow ochreous band in the dark coloured half of the elytra; the scape is short and thick, above rugose, beneath strongly punctured; the 3rd joint equal in length to the 4th and 5th joints taken together, the 4th joint distinctly shorter than the 5th, the subsequent joints slightly decreasing in length.

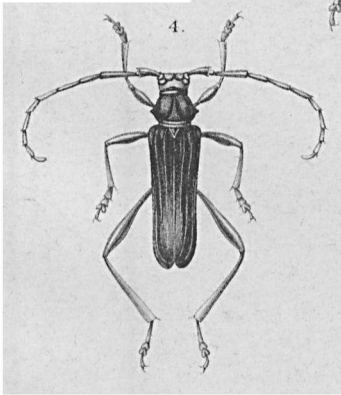
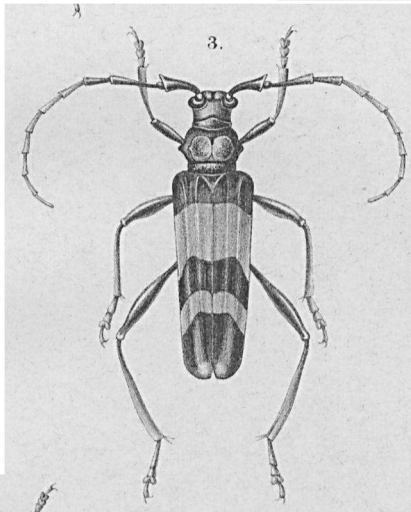

The prothorax armed on each side behind the middle with a rounded tubercle which is separated from the disk by a narrow groove; the disk coarsely sculptured, the pubescent parts opaque; the sides glossy, sparsely punctured; beneath transversely wrinkled. The scutellum broadly triangular with curvilinear sides, densely and irregularly sculptured.

The elytra parallel, conjointly rounded at the apex, and provided with three faint longitudinal costae; the ochreous basal half densely and irregularly punctured, whereas the sculpture of the dark apical half is very fine and dense.

The anterior and intermediate femora are covered with large and deep punctures, which are not densely set; the posterior femora are very densely punctured on the outside, much sparser on the inside; the sculpture on the tibiae is very fine and dense.

The apical (5th) ventral segment is rounded at the tip, and provided with a few punctures on the apical half.

The described female specimen originates from Malacca and belongs to Dr. Baden's collection which is now in the possession of Mr. Neervoort van de Poll to whom I dedicate this pretty species.



W. F. Jacobs ad nat. del.

A. J. J. Wendel lith.

P. W. M. Trap impr.

2. ,, Vandepolli *Rits.*

3. *Aphrodisium Albardae Rits.*

4. *Callichroma chrysogaster Rits.*